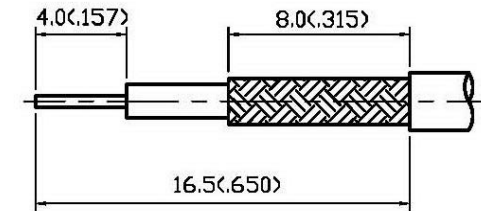
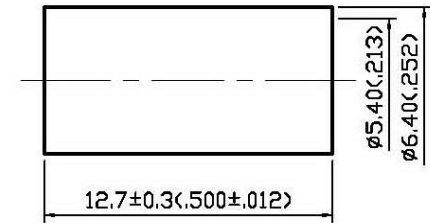
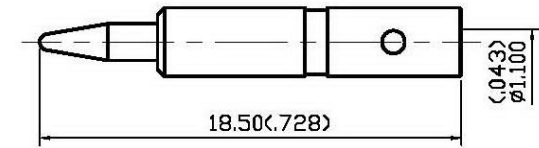
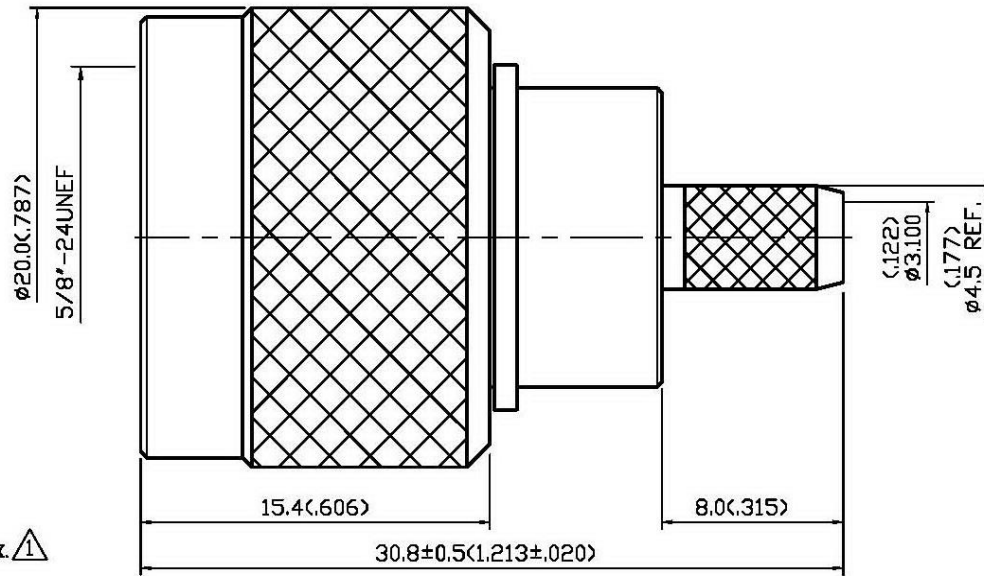


NO	DESCRIPTION	DATE
⚠	DEL. PROOF VOLTAGE WORKING VOLTAGE → VOLTAGE RATING	05.22.15'



STRIPPING DIMENSION

1.0 ELECTRICAL

- 1.1 FREQUENCY RANGE: DC-11 GHz
- 1.2 NOMINAL IMPEDANCE: 50 OHMS
- 1.3 VOLTAGE RATING: 1000 VOLTS MAX. ⚠
- 1.4 VSWR: 1.3 MAX.

2.0 MATERIALS

- 2.1 BODIES: BRASS PER JIS-C3604
- 2.2 CENTER CONTACT: BRASS PER JIS-C3604
- 2.3 INSULATION: TEFLON PER ASTM D1457 AND ASTM D1710
- 2.4 CRIMP FERRULE: BRASS PER JIS-C2700

3.0 FINISHES AND OTHERS

- 3.1 SEE BELOW TABLE FOR DETAILS.

4.0 MECHANICAL

- 4.1 INTERFACE IN ACCORDANCE WITH: MIL-STD-348A
- 4.2 FOR USE WITH RG58U OR SIMILAR STYLE CABLE
- 4.3 CABLE ATTACHMENT: OUTER: CRIMP, INNER: SOLDER/CRIMP
- 4.4 CRIMP SIZE REQUIRED: CONTACT: 2.6(102) HEX. CRIMP TOOL
FERRULE: 5.5(216) HEX. CRIMP TOOL

5.0 ENVIRONMENTAL

- 5.1 OPERATING TEMPERATURE RANGE: -85° C TO +165° C

8	CRIMP FERRULE	BRASS	1	NICKEL
7	CENTER CONTACT	BRASS	1	GOLD
6	CHASSIS	BRASS	1	NICKEL 100μ" MIN.
5	INSULATION	TEFLON	1	NONE
4	WASHER	BRASS	1	NICKEL
3	O-RING	SILICONE	1	RED
2	BODY	BRASS	1	NICKEL 100μ" MIN.
1	SHELL	BRASS	1	NICKEL 100μ" MIN.
NO	DESCRIPTION	MATERIAL	Q'TY	FINISH

APPROVED by _____ DATE: _____



DESCRIPTION		N STRAIGHT PLUG CRIMP	
製圖	DRAWN <i>Kristina</i>	TOLERANCE .X ±0.2	品名 64-01 T.G.N 58U
檢圖	CHECK <i>Arc</i>	.XX ±0.1	DATE 10.25.11'
認定	APPROVAL <i>Jenny</i>	.XXX ±0.05	版次 A-1
	ANGLE ±5°	單位 mm(in)	DWG.NO. 64-0002
	比例 4:1	SCALE	ROHS COMPLIANT (<50Ω)