

 **XCMG** SALES  
& SERVICE

# XC948 WHEEL LOADER



[www.xcmgmachinery.com.au](http://www.xcmgmachinery.com.au)



## INDUSTRY EXPERTISE

XCMG Sales & Service is one of Australia's **fastest growing** construction and mining equipment suppliers.

Offering premium quality excavators, wheel loaders, compaction rollers, graders, access equipment and mini excavators, XCMG Sales & Service has **the products and the support** to keep you working on any job site.

## MACHINERY SALES

XCMG Sales & Service know construction and mining equipment. You can count on our **dedicated and knowledgeable team** of product experts to take the time to understand and satisfy your machinery needs by recommending the **right solution for the job**.

## RENTALS & HIRE

If you need a high-performance machine with reliability you can **trust**, and the flexibility of hiring, we have you covered.

Our fleet is diverse, with machines to suit almost any job. Furthermore, because our rental fleet is maintained by factory-trained technicians, you can be confident that you'll not only be getting the best machines on the market, but that it's going to **work as hard as you do**, day-in day-out.

## AFTERMARKET SUPPORT

We're here to help keep you and your machine working. With an **exceptional over-the-counter fill rate** on spare parts, you're assured that when you buy a machine from XCMG Sales & Service, you'll be looked after throughout your machine's entire lifetime, from start to finish.

Every service job is as important to us as it is to you, and with a dedicated team of machinery technicians, we have ample resources to look after any of your machine repairs or servicing requirements **quickly and efficiently**.

## ABOUT

**The World's 3rd largest manufacturer of construction and mining equipment.**

*Founded in 1943, 8 decades of experience.*

*Manufacturing in USA, Germany, China, Brazil and India.*

*Extensive supply chain and dealer network throughout Australia.*

*Deep relationships with corporate giants: Rio Tinto, BHP and MMG in Australia.*

## MINI / LARGE EXCAVATORS

*1 to 49 Tonne*

## WHEEL LOADERS

*5 to 100 Tonne*

## COMPACTION ROLLERS

*1.5 to 30 Tonne Smooth & Padfoot*

## GRADERS

*7.5 to 70 Tonne*

## ACCESS EQUIPMENT

*Lift Heights From 5 to 21 Metres*



## NEWCASTLE (NORTHERN NSW)

Situated in Hexham on the Pacific Highway. Serves the Northern NSW region from the Hawkesbury River to the QLD border. Company headquarters: complete sales, service (in-house / field), hire, parts and corporate shared services.

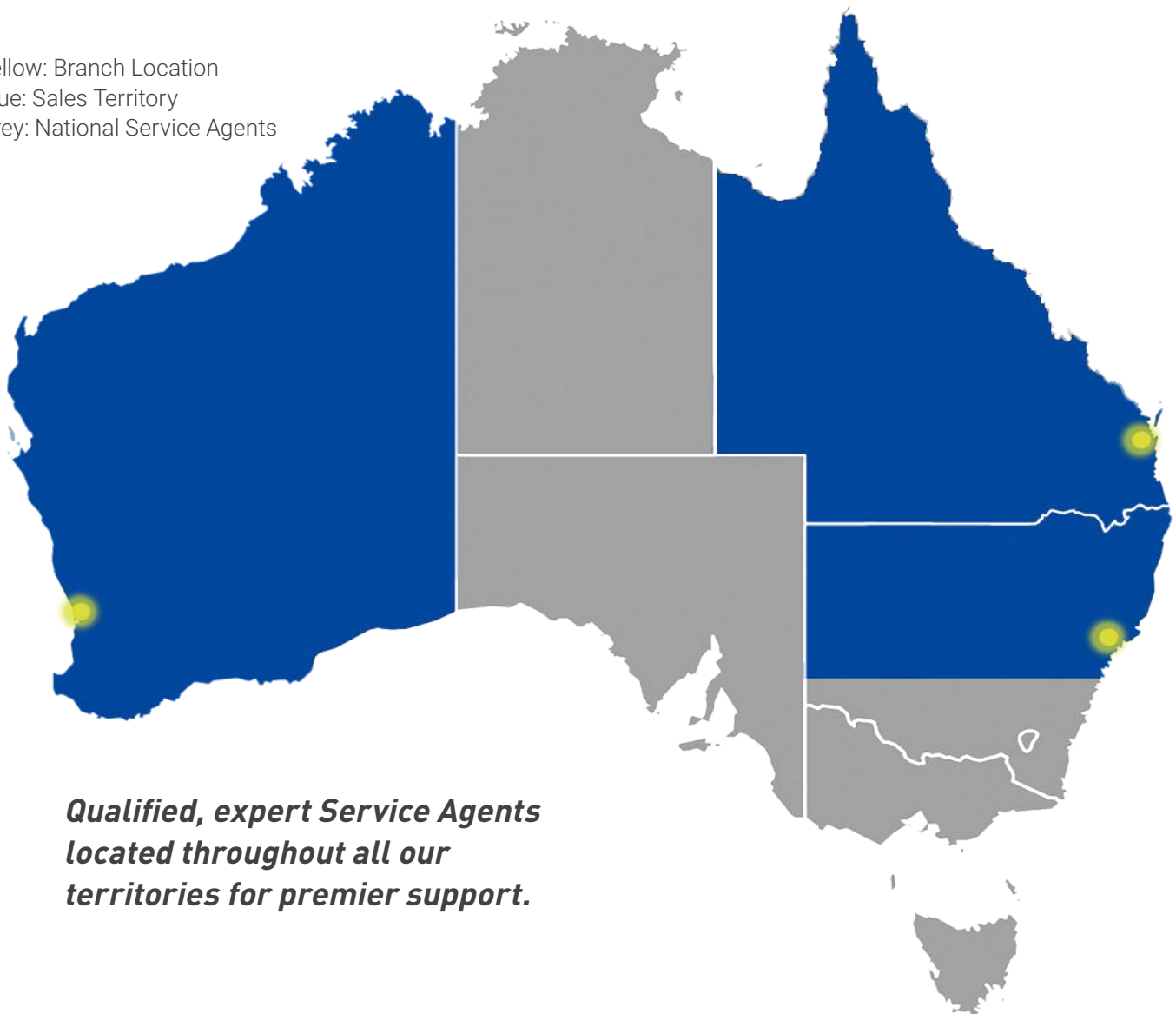
## PERTH (WESTERN AUSTRALIA)

Located in Welshpool just 15 minutes from the CBD, serves the entire state of Western Australia. Sales, rentals, parts and service, including field service capabilities to various mine sites throughout WA.

## BRISBANE (QUEENSLAND)

Situated 30 minutes from the CBD, conveniently located to serve all areas of Queensland. Sales, rentals, parts and service (in-house and field).

Yellow: Branch Location  
Blue: Sales Territory  
Grey: National Service Agents



***Qualified, expert Service Agents  
located throughout all our  
territories for premier support.***



# PERFORMANCE, RELIABILITY & VALUE

## GLOBAL DOMINANCE

XCMG is the World's 3rd largest construction machinery manufacturer, with branches, dealers and service agents throughout Australia.

## HEAVY DUTY STRUCTURE

The XC948 has an extra heavy duty load frame design to ensure a strong structure and extended machine life and performance.

## HEAT MANAGEMENT

A large radiator and low speed fan can adjust speed according to the heat dissipation requirements to quickly reach the best working condition, while also reducing energy consumption and noise pollution.

## BRAKING SYSTEMS

Wet axle and fully hydraulic wet brake system, meets high working load requirements with high reliability to have you working with confidence.

## TRANSMISSION

Fully automatic 4BP 190 torque converter transmission, reduces shifting impact while travelling and working in various conditions.

## CUMMINS ENGINE

The XC948 wheel loader uses the Cummins QSB6.7 engine, Euro 3 emission certified, giving the XC948 the power to operate in complex working conditions with exceptional reliability.



*Designed to perform...*



# XC948 WHEEL LOADER

## ENCLOSED CABIN

ROPS and FOPs certified cabin is durable and robust to handle severe impact, ensuring your safety and peace of mind while operating.

## SELF-CLEANING FAN

The low-speed radiator fan has automatic reversal function for self-cleaning in high dust working environments, helping to maintain your engine and last longer.

## INTERIOR SAFETY

The cabins interior is made from flame retardant materials and includes a fire extinguisher, A/C with great air flow and a dust proof environment.

## VISIBILITY PLUS

In addition to the 360-degree visibility offered by the XC948's panoramic window design, also included as standard are front and rear work lights.

## HYDRAULIC SYSTEM

Optimized linkage structure and quantitative hydraulic system with a breakout force up to 130kN, on-demand distribution of fuel during steering and work unit operation.

## EXTERIOR SAFETY

The ladders, passageway, operation platform and exit excess all comply with the safety standards of ISO 2867 and ISO 2860, putting your safety first. Also included is an amber rotating beacon.



*...built to last.*



## PERFORMANCE, RELIABILITY & VALUE

### CABIN FEATURES

Well-insulated, digital gauges to monitor machine functions, suspension seat with lumbar support and ergonomic controls for easy operation.

### INTELLIGENT DASHBOARD

The XC948 contains a digital combination metre, so the operator can easily check the loaders running status and various important information at a glance.

### RADIATORS AND FUSE BOX

The up turned back cover displays a single row of large tone radiators and centred electrical fuse box for effortless checkups and maintenance.

### MAINTENANCE ACCESS

The side-turn cab and large-angle sides makes for easy access and display of all key components for easy maintenance and servicing.

### EASY DAILY MAINTENANCE

The remote centred lubrication and drainage pressure testing provides easy access for maintenance keeping your machine in top shape.

### OPTIMUM EFFICIENCY

With the fully automatic torque converter with two working modes it helps the operator reach optimum efficiency.

*Designed to perform...*



# XC948 WHEEL LOADER

## BUCKET FEATURES

2.4 m<sup>3</sup> quick hitch bucket with cutting edge, made from wear-resistant and impact-resistant high strength steel plate.

## IMPROVED EFFICIENCY

Pilot control lever with F-N-R shifting function minimizes operation motions for greater working efficiency, improved travel and better load retention.

## FUEL EFFICIENCY

Including a load sensing hydraulic system and adjusting operation condition, this helps the XC948 improve its fuel efficiency and provide longer use for the operator.

## SIMPLE CONTROLS

Command-based controls, automatic position restriction, buffering function, jog, level and lift, and automatic leveling ensures simple operation.

## RELIABILITY & TRUST

XCMG's key focus is the complete satisfaction and success of every machine owner - making your business as profitable as possible.

## UNMATCHED SUPPORT

Product experts at your local dealer provide exceptional support throughout your machine's lifetime: operation, maintenance and service from the delivery date through to its very last day on the job.



*...built to last.*






*Comfortable and ergonomic operator station*



*Suspension seating and easy controls*



*Easy service access to all componentry*



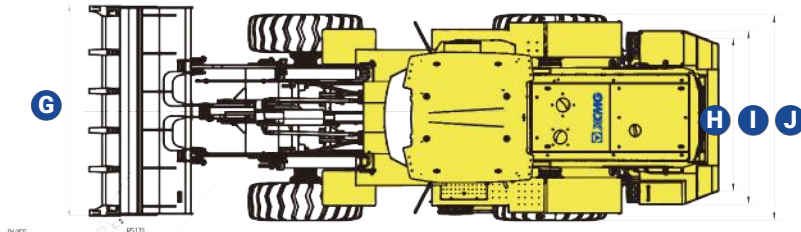
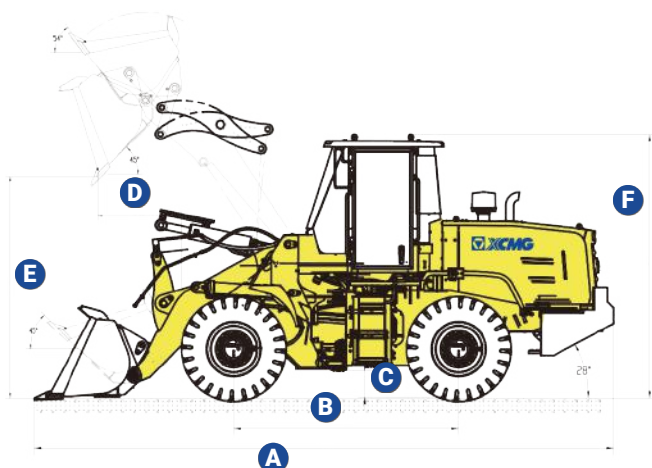


# ***XC948*** WHEEL LOADER





# XC948 SPECIFICATIONS



XC948	A	B	C	D	E	F	G	H	I	J
mm	7882	3050	410	1082	2810	3515	2550	2020	2140	2450

## KEY PERFORMANCE SPECIFICATIONS

Key Specs	Operating Weight:	14500 kg
	Engine Model:	Cummins QSB6.7
	Maximum Power:	142 kW @ 2200 rpm
	Maximum Traction:	135 kN
	Maximum Travel Speed:	36 km/h
	Minimum Ground Clearance:	410 mm
	Wheel Base:	3050 mm
	Wheel Track:	2020 mm
	Tyre Centre:	5200 mm
	Tyre Type:	20.5R25 Radial Tyre
	Boom Lifting Time:	4.5 s
	Hydraulic Cycle Time:	9.5 s
Operator Station	Canopy / Cabin Type:	Enclosed Cabin
	Canopy / Cabin Safety:	ROPS / FOPS
	Seat:	Suspension
	Digital Monitor Gauges:	Yes, Included as Standard
Load Specs	Load Capacity:	4000 kg
	Dumping Angle:	45 Degrees
	Tipping Load Maximum (Steering):	9000 kg
	Tipping Load Maximum (Straight):	11000 kg
	Maximum Dump Height:	2810 mm
	Maximum Dumping Distance:	1082 mm
Maximum Breakout Force:	130 kN	

Note: specifications listed above are correct at February 2022 and are subject to change any time. For additional information visit [www.xcmgmachinery.com.au](http://www.xcmgmachinery.com.au).