

Menu

LU Series

Machine

- 2~3 Menu / Description
- 4~6 Complete Machine

Structure

- 7 Structure
- 8 Transmission
- 9 B/C Axes
- 10 Worktable
- 11~12 Spindle Unit
- 13 ATC Unit
- 14 Chip Removal System

Measurement

- 15~17 Tool Length & Workpiece Measurement
- 18~19 5-Axes Transmission
- 20 Measurement System

Maintenance

- 21 Maintenance
- 22~23 High Performance Setup

User-Friendly

- 24~26 Approachability

System

- 27 Control

High Precision Application

- 28~29 High Precision Machining

Machining

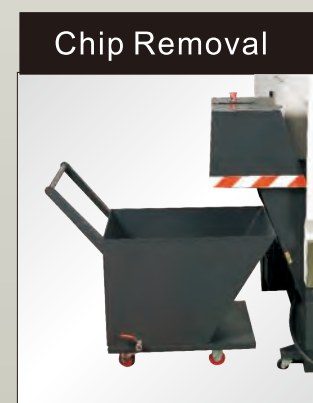


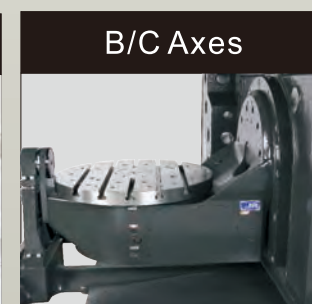




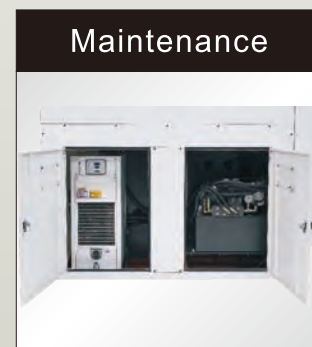
- 30~31 Dimension & Cutting Range
- 32~33 Cutting Area & Inference Area

Equipment

- 34~35 Technical Specification



Description



**LU Series -
Vertical Machining Center (5 Axes)**




**LU series enters new era
for 5 axes.**

LU series represents optimum machine in technical accuracy, high efficiency and modern control system. And LU series is the best in price/performance ratio.



**Powerful 5-Axes Machining /
Superior Machining Performance**

The design concept for the LU series is to build a simple and standardized reliable structure, to achieve high quality/powerful 5 axes machining. The high performance cutting capability of the LU series provides a economical 5 axes solution for users in the highly competitive market.



High Precision 5 Axes Machining

LU series is designed for highly efficient production mindset. It is equipped with high performance control system, along with high speed contour control capabilities. Best surface precision can be achieved in the shortest machining time. Highly dynamic performance for 5 axes machining, can provide solution for complex workpiece, and fulfill demands for 5 axes requirement.



LU-620


Innovative Performance

- * Easy entrance into working area.
- * Great chip removal mechanism.
- * Ergonomically design.

Servo transmission, linear scales compensation for all axes, and measurement system are either standard or optional equipment.

High-Rigidity Structural Design

LU series 5 axes machining center employs high rigidity casting base to support the swiveling B/C axes. X/Y axes are with cross slider design. The design ensures high machining precision, best quality stability and the highest production efficiencies.



LU-620

Technical Highlights:

1. High efficiency: simple to complex 5 axes machining.
2. High precision: X/Y/Z axes + B/C axes with high precision linear scales.
3. Powerful cutting spindle: direct drive transmission with torque up to

80 NM (LU620) , **46** NM (LU400).

4. Magazine: **32** tools (LU620), **30** tools (LU400) capabilities.

High Precision Transmission System

At the highest level of machining production, linear technology can enhance machining efficiency and precision. The machine sets a new standard by compact structure. Using high technology components enables the high cutting speed, and processes the best repeatability and dynamic performance.



Optional 3 Axes Linear Scales **OP**




- X/Y/Z axes can be equipped with linear scales, and detects the thermal displacement caused by rapid machine movements. The value of the thermal displacement is being feeded back to controller for accuracy compensation. The option is best for high precision parts production.
- Linear scales system is equipped with air protection device, to avoid dust and oil-mist pollution, and ensure linear scales accuracy. The device can prolong the lifespan of the linear scales.

B/C Axes Rotary Table

The 5 axes technology is equipped with linear scales and rotary tables. The dynamic swiveling rotary table can move with high rapid. B axes is **25** RPM, and C axes is **25** RPM, when the table is in worm gear mechanism.

Tilting/Rotary Table



- B axes tilting angle: -50~+110 degrees
- C axes rotating angle: 360 degrees
- B axes and C axes are with each own designated servo motor
- B / C axes worktable max. loading: 200KG (LU400), 300KG (LU620)

B/C Axes Clamping Force



- LU series use high rigid swiveling B / C mechanism to ensure best positioning precision at any angle with 5 axes simultaneous operation. The expanded application range can fulfill the high demand for complex machining.
- B / C axes are with full circle hydraulic brake system, and ensures best reliability.

Worktable & Supporting Tailstock

LU400 Rotary Table



Large diameter table expands space for fixture/jig installation, and expands machining range.

LU620 Rotary Table




Worktable Supporting Tailstock



A supporting tailstock setup to ensure best precision and rigidity when table is loaded.

Worktable Hydraulic Brake Unit




High performance hydraulic module provides braking system for the worktable, this ensures the worktable's high clamping force at high loading.

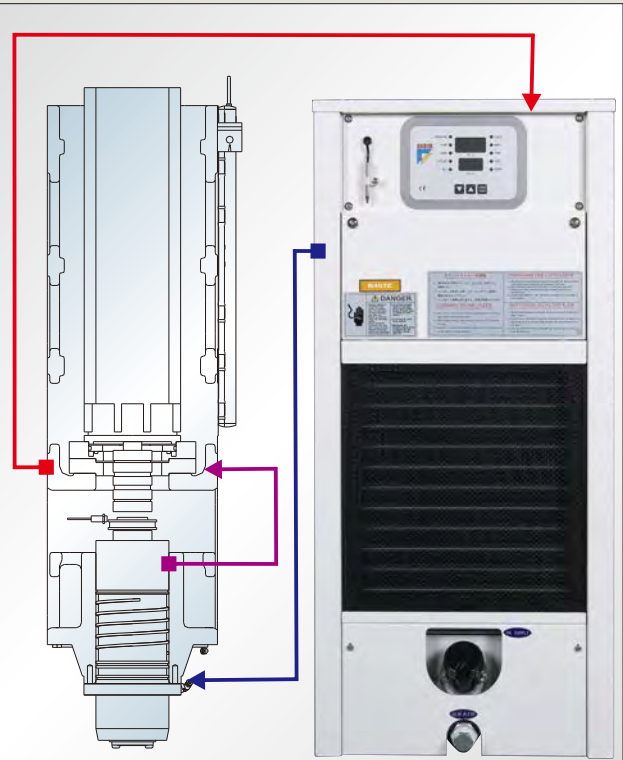
Spindle Unit

Advanced spindle design can highly enhance the cutting efficiencies and surface quality. Especially suitable for mass production and high precision demands

High Speed Spindle



Spindle Oil Cooling System

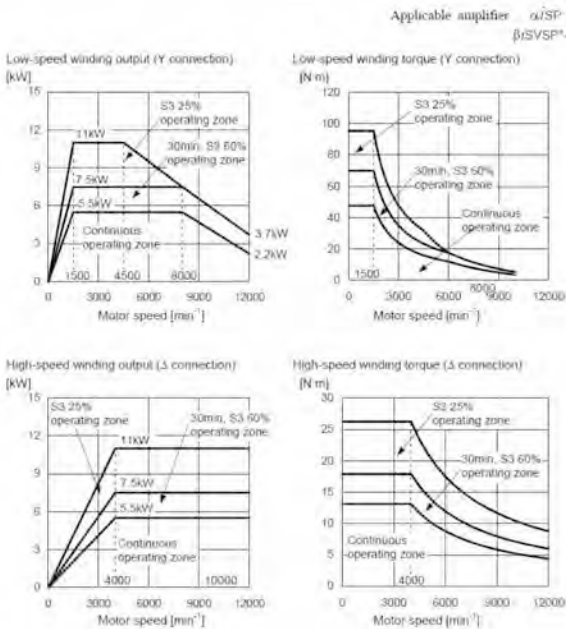


Spindle and spindle motor adjusting plate are equipped with oil-cooling system, which can efficiently control thermal changes.

Spindle Motor

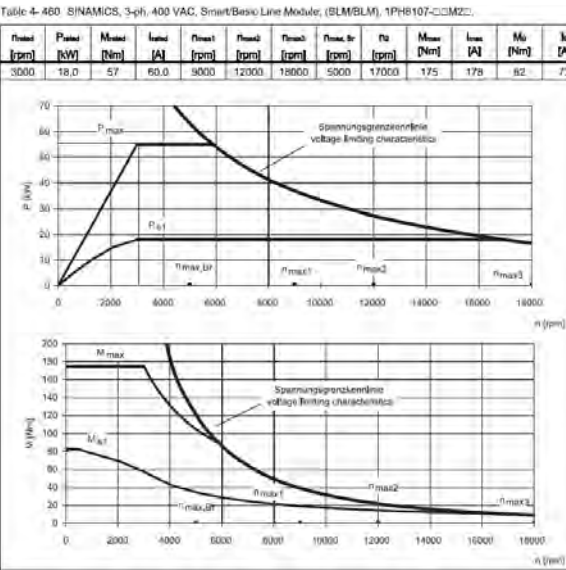
LU-400

FANUC 0iMF



LU-600

Heidenhain iTNC530




Machine Oil-Coolant Separation Design

Lubrication Guiding Groove




- The machine is designed with oil-coolant design. By separating the lubrication oil and cutting coolants, coolants can be recycled without deterioration, which will further affects the machining quality.

Oil-Coolant Separation Tank **OP**




Spindle Pull Force



- Spindle Tool Pulling Force
1200kgf (LU-620)
750kgf (LU-400)

- High pull force spindle provides high tool clamping force to enhance tool cutting rigidity.
- Two-sided-constraint-taper-tool is used to enhance the cutting rigidity.

Spindle Direct Drive Transmission



Short Distance

IDD is the best anti-heat separation design

IDD (Isolated Direct Drive System)


- Direct drive spindle design can separate heat source, and minimize heat displacement to increase precision and tool lifespan.
- Heat separation coupling design in between spindle and motor. The spindle oil cooling control is optional for high precision cutting.
- No belt nor gear transmission, thus backlashes, noises, or vibration can be limited.
- Direct drive spindle can enhance motor efficiency, high quality rigid tapping can be performed.

ATC and Magazine Unit

Magazine Unit

Magazine capacity is 32T (LU620) and 30T (LU400). Tools can be loaded or unloaded during cutting.

ATC Control



LU-400 (30T)



- Arm-type tool changing mechanism and magazine on the left side of the machine. This can reduce the time for preparing the tools. Auto door for the ATC can also prevents the chips from getting into the ATC unit.


Arm-type Tool Changing System



- Rapid tool changing arm, T to T: **5 sec**
- CAM type indexing mechanism, for high precision and low maintenance.
- Light ATC arm, for low inertia and low loading.


Highly Efficient Chip Removal Mechanism

Chain-type Chip Removal System



In the chip removal function, the highly efficient and simple designed mechanism can handle large amount of coolant to the chip conveyor. And from the chip conveyor, the chips are transported to the chip cart on the left side of the machine. This mechanism makes it easy and convenient to handle the chips.

Chip Cart



Laser Tool Measurement System

OP


The continuous monitoring of the tool data can detect the breakage/damage/wear of the tool. This can ensure the consistent production quality, and avoid damages.

Laser measurement system can ensure high quality precision.

Advantages:

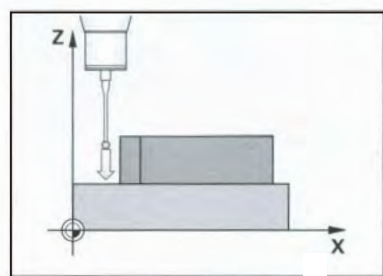
- * Reduce non-production time.
- * Fully automation.
- * Low defective rate.
- * High production efficiency.
- * High production quality.

Infrared Workpiece Measurement OP

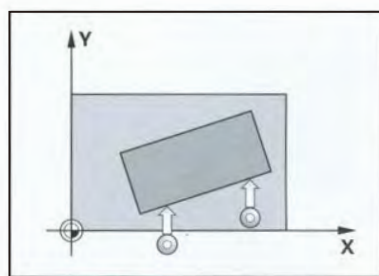


Highlights:

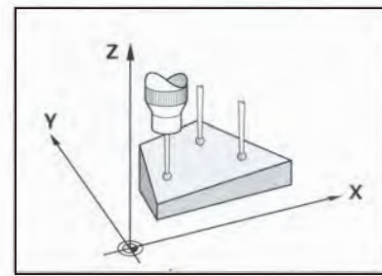
- Workpiece can be clamped at any position.
- Probe can detect uneven / unparallel surface for holes or surfaces.
- CNC coordinate compensation.



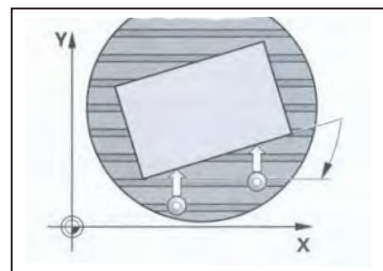
Measure any points on any axes



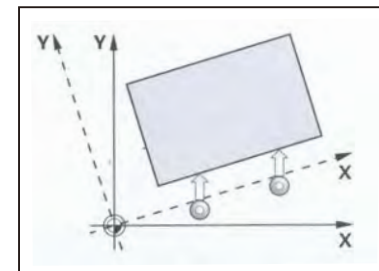
Linear tilting angle



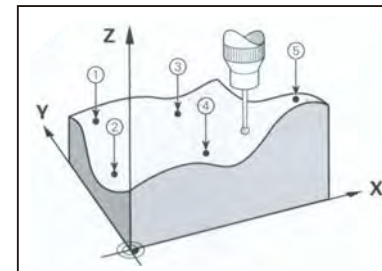
Surface tilting angle



Compensate uneven value through rotating table



Compensate uneven value through coordinate's basic rotation




Measure curves


3D Tool Measurement System OP



5 Axes Simultaneous Movement Structure



ATC Tool Changing Mechanism



Transmission System



B, C Axes Worktable



LU Series

Controller:

Heidenhain iTNC530

(5 Axes Simultaneous)

or Fanuc 0iMF

(4 Axes Simultaneous + 1)

Spindle Direct Drive **12000RPM**

X/Y/Z Axis + B/C Axis

Worktable Tailstock Support

Cross Slide Design (X/Y Axes)

Magazine **30T (LU400)**

32T (LU620)

Chain Chip Conveyor

Spindle Direct Drive Transmission



Worktable Tailstock Support



LU-620

High Precision Measurement System

Tilting Axis Linear Scales **OP**




■ B Axis Tilting Axis with Rotating Linear Scale.

C Axis Encoder



■ C Axis with Heidenhain High Precision Rotating Encoder.

Center Calibration Function **OP**



■ Worktable Center Calibration w/ Heidenhain TS740. High Precision Touch Probe & Standard Calibration Ball with Heidenhain Measurement Software can detect error value of the worktable and compensate to ensure Worktable Precision.

Rotary Axis Laser Measurement



Easy and Simple Maintenance Design

Tool Unloading & Loading & Maintenance Door



■ Magazine with maintenance door, easy for loading and unloading tools, for easy maintenance.

Convenient Access for Maintenance



■ Hydraulic tubes are centralized at the rear of the machine for easy maintenance.

Electric System For Easy Maintenance



- Electrical cabinet are in compliance with CE regulation, to ensure control system can be free of interference.
- High performance controller, with systemized development and internet connection to fulfill demand for high speed high precision.
- Electrical cabinet is equipped with heat exchanger unit for stable control operation.

High Performance Design Setup

Safety Door System



- When safety door is not closed, program cannot start to ensure operator's safety.
- When door is opened during machining, program will stop for safety pre-caution.

Lighting System



- High brightness work light is standard for easy loading and unloading work from the table.
- Worklight is anti-explosion, waterproof, anti-dust.
- Parts are easily accessible for the work light.

Disc Type Oil Coolant Separator



- Disc type oil-coolant separator for easy installation and low space occupation.
- Disc type oil-coolant separator can separate the floating oil in the tank to ensure coolant quality and lifespan, and further ensure the machining quality.

Hydraulic & Lubrication System(LU-620)



- High quality components are used for hydraulic & lubrication system is used to ensure reliability of the machine.

Extra Large Operating Room & Oil Mist Collecting

Top Enclosure **OP**




- When oil mist coolant is used during machining, top enclosure can be used with oil mist collector for improved air quality in the facility.

Oil Mist Collector Unit **OP**



- Fully enclosed enclosure and oil mist collector can efficiently collect the dust and oil-mist during machining to avoid hazardous particles are inhaled.
- High precision parts can be produced in a clean environment to comply with demands for green technology.

Ultra Large Machining Space



- Large machining room with small interference area.

Ergonomic and Space Saving

Approachable Distance

Item	unit	Section	LU-400	LU-620
Distance Between Operator & Spindle	mm	A	315-665	305-830
Distance Between Operator & Worktable Center	mm	B	490	565
Door Opening Size	mm	C	900	1000
Controller from the Floor	mm	D	870	900
Controller from the Floor (Highest)	mm	E	970	1000

Operating Convenience & Accessibility

Operating Convenience (LU620)



● Document and compartment



● Movable control cabinet

Operating Convenience (LU400)



● Adjustable operation panel: it can be operated in front of the machine or at the right-side of the machine. The height of the operation panel can also be adjusted to best-suited the hight of human body.

User Friendly HMI

Ergonomically Design Control Panel

Providing best operating comfort for the operator.

Height is 0.90m to 1.10m.

High Performance Software System

Heidenhain iTNC530

(5Axes Simultaneous)

Heidenhain TNC620 (4+1Axes)

3D Software

15" TFT Technology

User Self-Definition Software (SOFTKEY)

SMARTNC

FANUC 0iMF (4+1 Axes)

Highlights

High performance control system is the best for high demand machining requirement. LU Series' superior advantage and high performance can fulfill the user requirement from mass production to high speed machining, and to mold making.

Safety Control

Safety technology is in compliance with CE regulation and ECN electrical safety regulation.

Alarm Message Software

Improved operability to reduce error.

Remote capability ensures faster technical support in programming and operability.



Control System Unit


Equipped with Fanuc / Heidenhain for the most modern 5Axes control system.

The innovative software function improves the precision and production efficiencies.

The equipped Ethernet port can also provide quick external connect.




Anti Collision Software System (iTNC530 ONLY)



DCM(Software Function)
Dynamic Collision
Monitoring for iTNC 530

Anti Collision (iTNC530 ONLY)




Application

Wheel Tire Mould

5 Axes Cutting Application

One Clamping for Complex Parts

Heidenhain and Fanuc controller can be equipped for LU Series. Both are most advanced and precise 5 Axes controller in the market. The most optimized machining solution can fulfill demand for all complex parts.



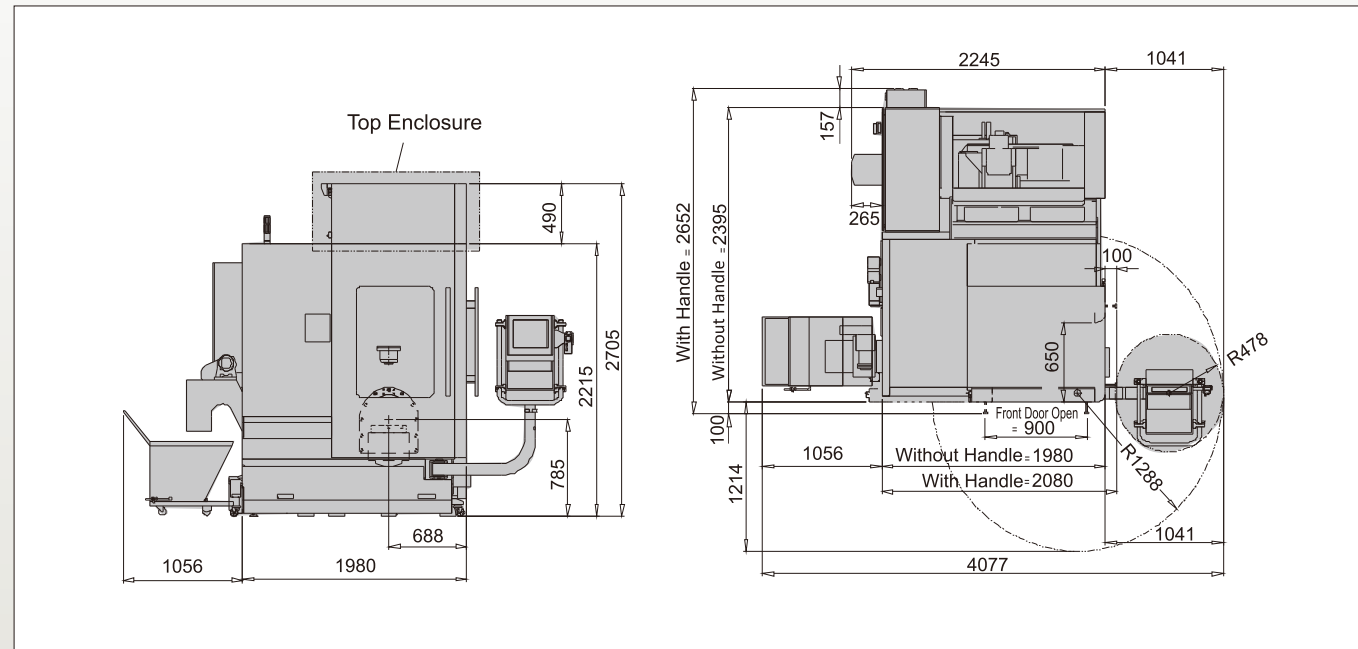
Highly efficient 5 axes machining application.



Dimension & Cutting Range LU400

Appearance & Dimension

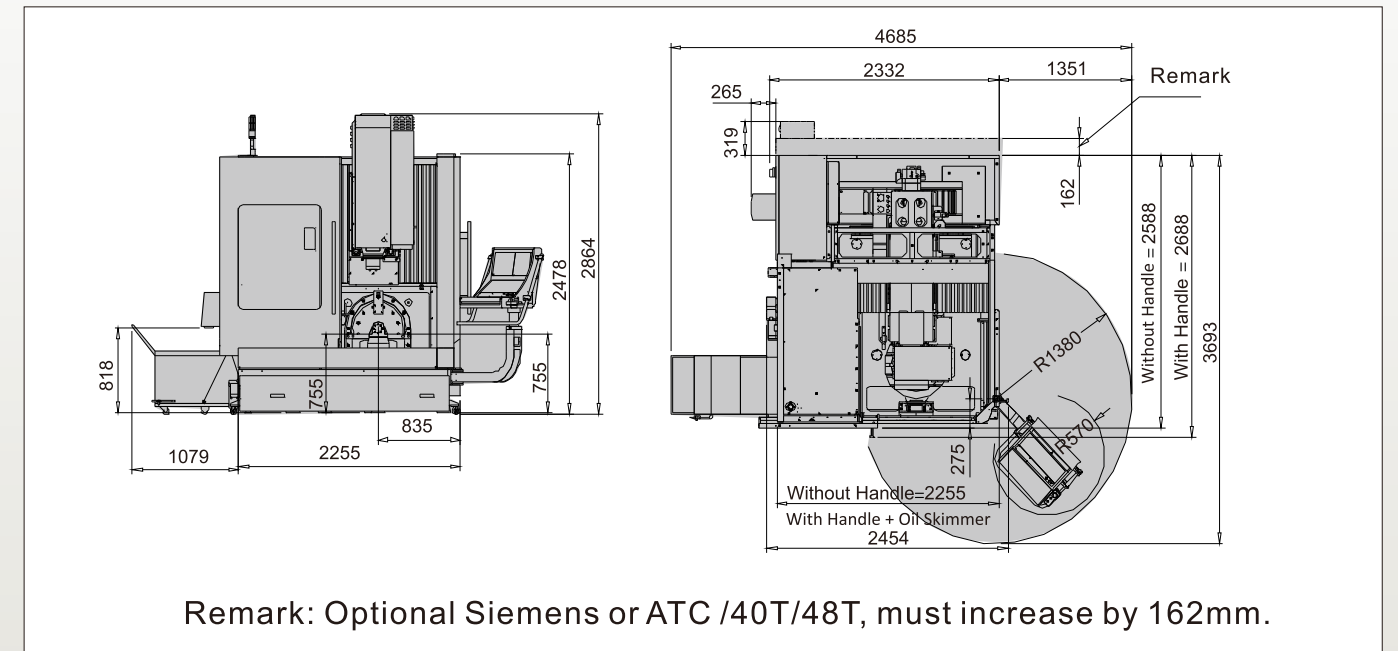
Unit: mm



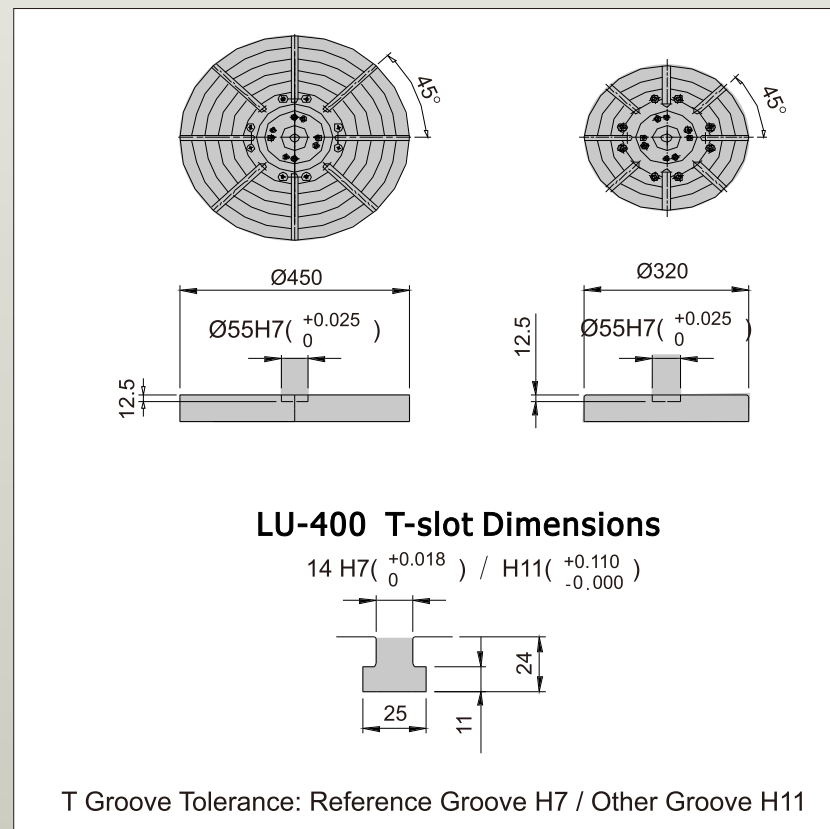
Dimension & Cutting Range LU620

Appearance & Dimension

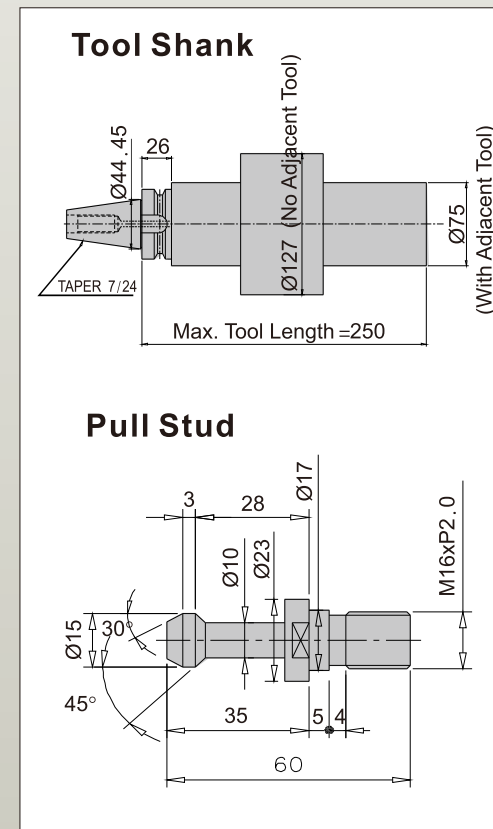
Unit: mm



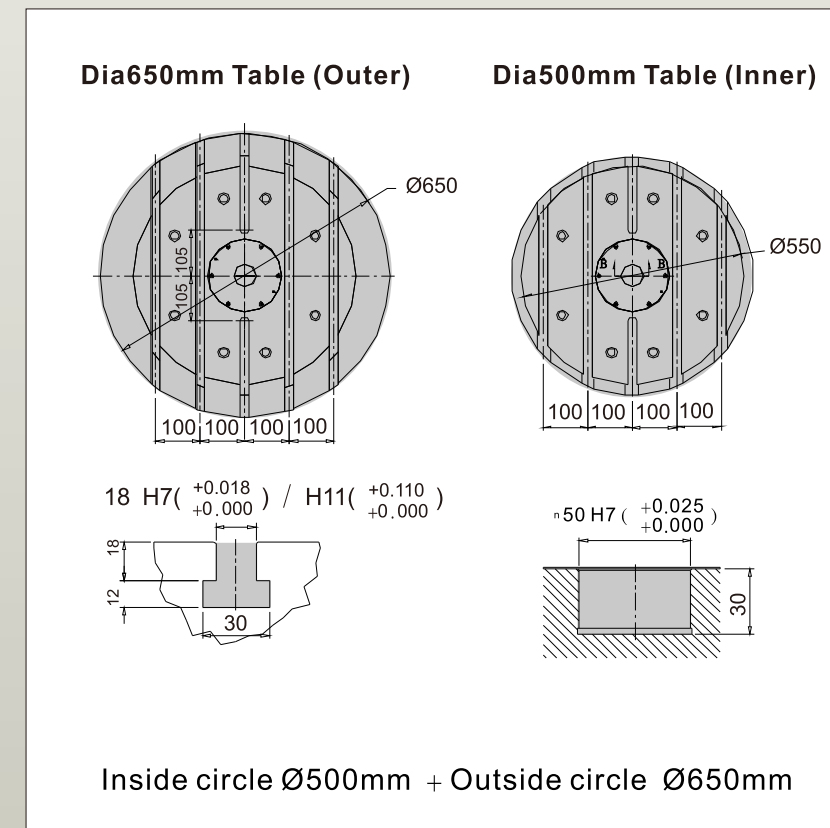
Worktable Dimension



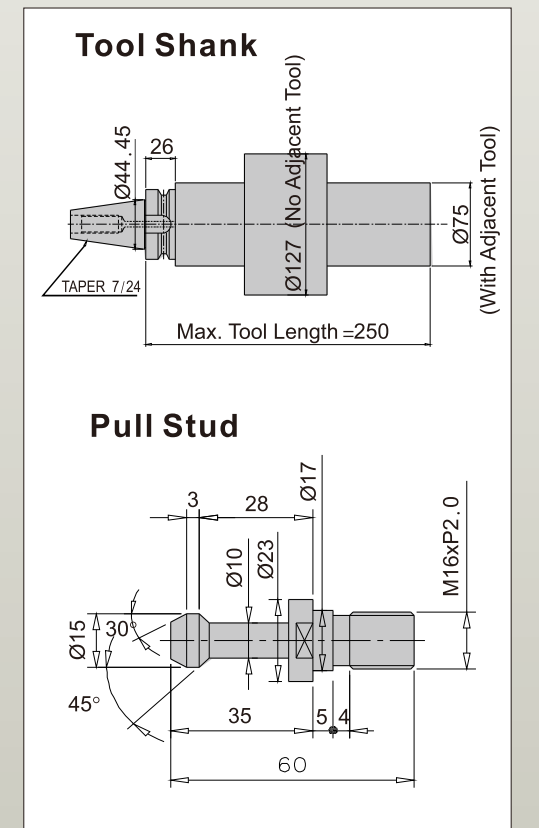
Tool Spec



Worktable Dimension



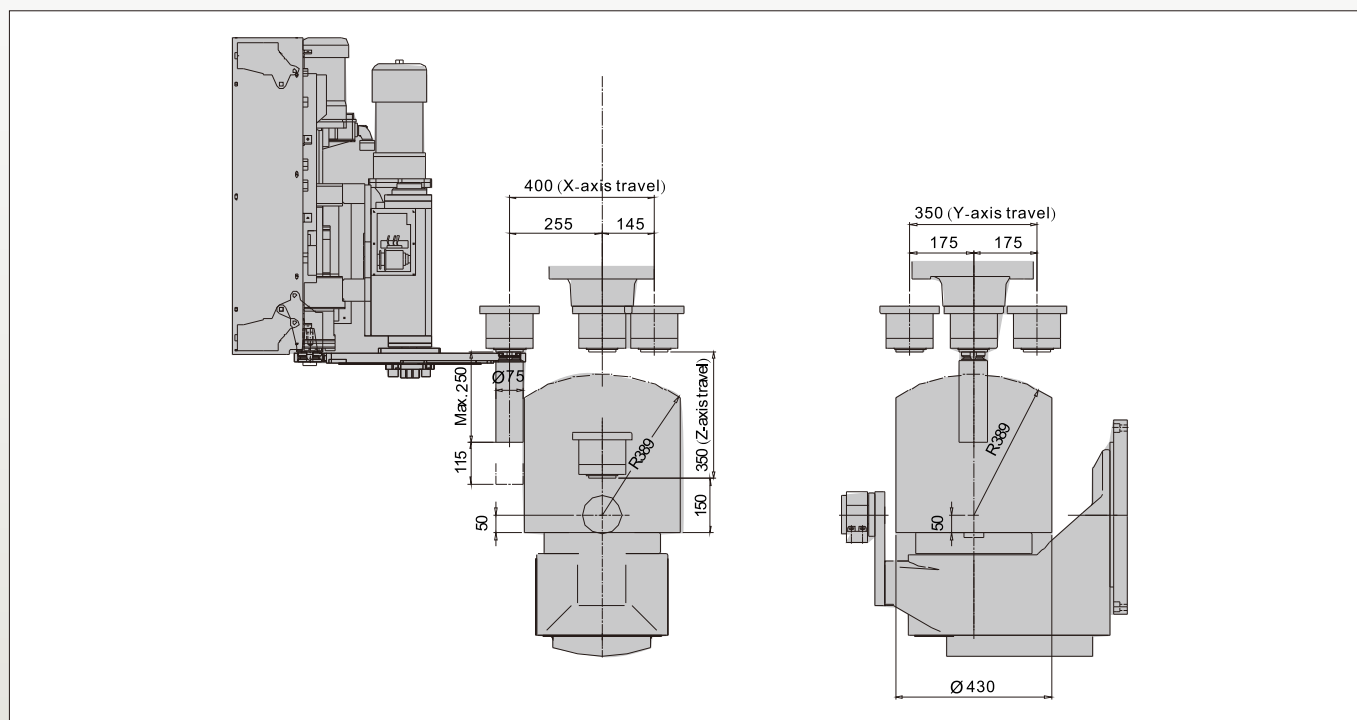
Tool Spec



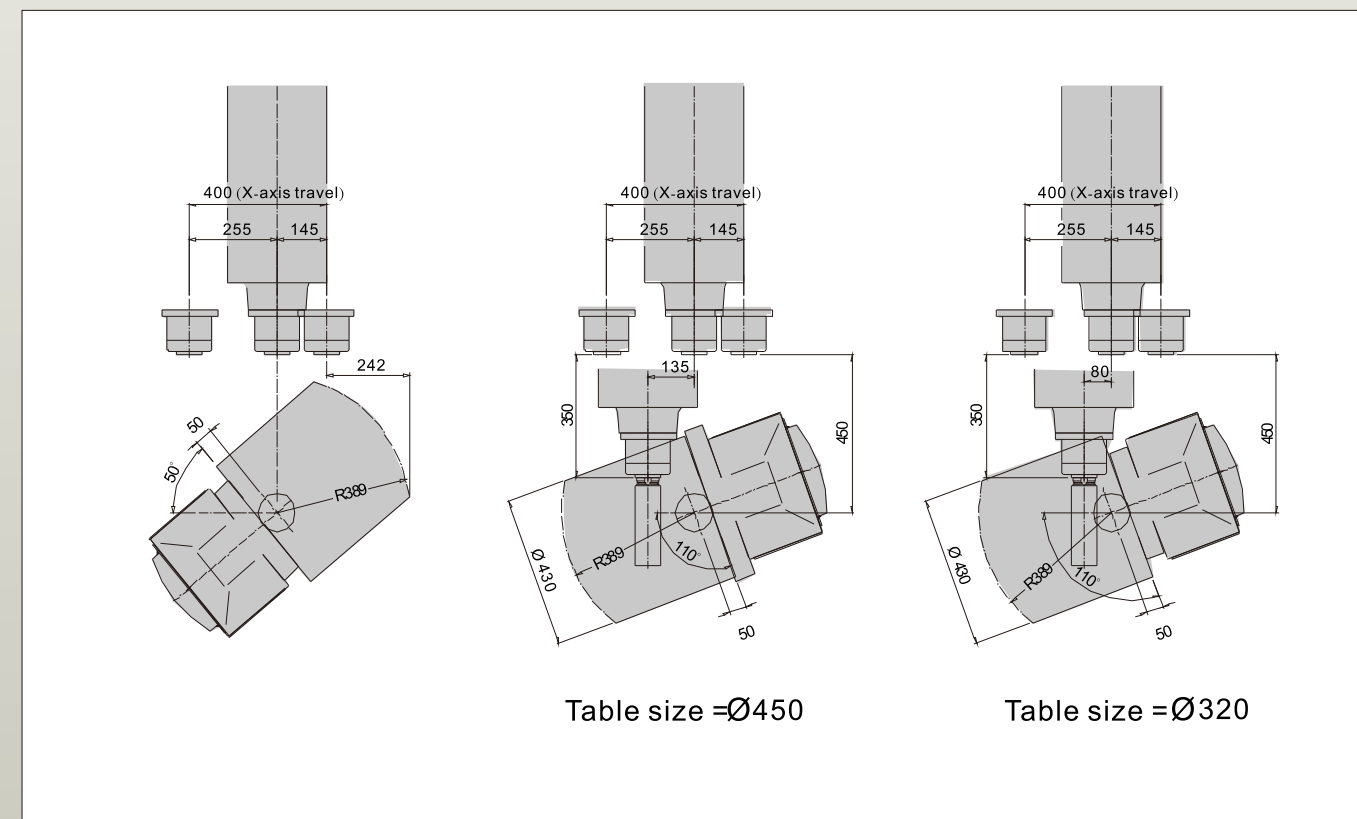
Cutting Area & Interference Area (LU400)

Cutting Area

Unit: mm



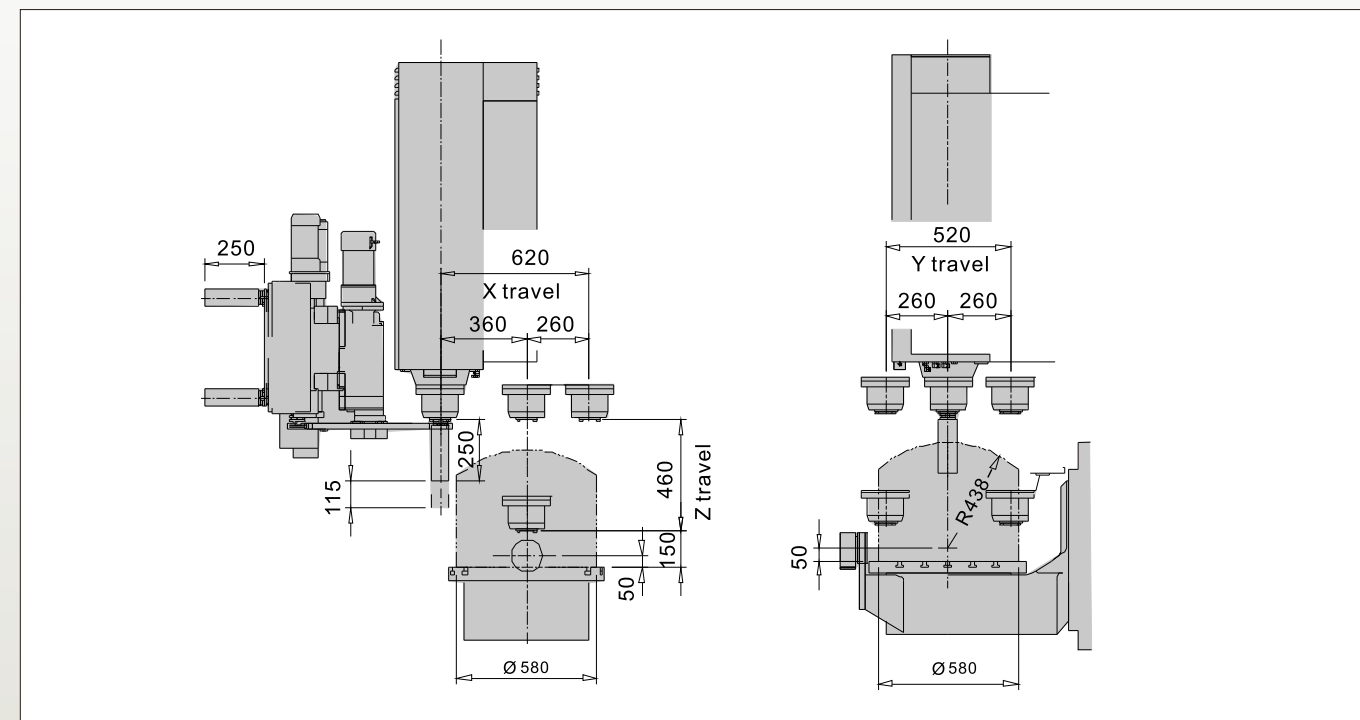
Interference Area



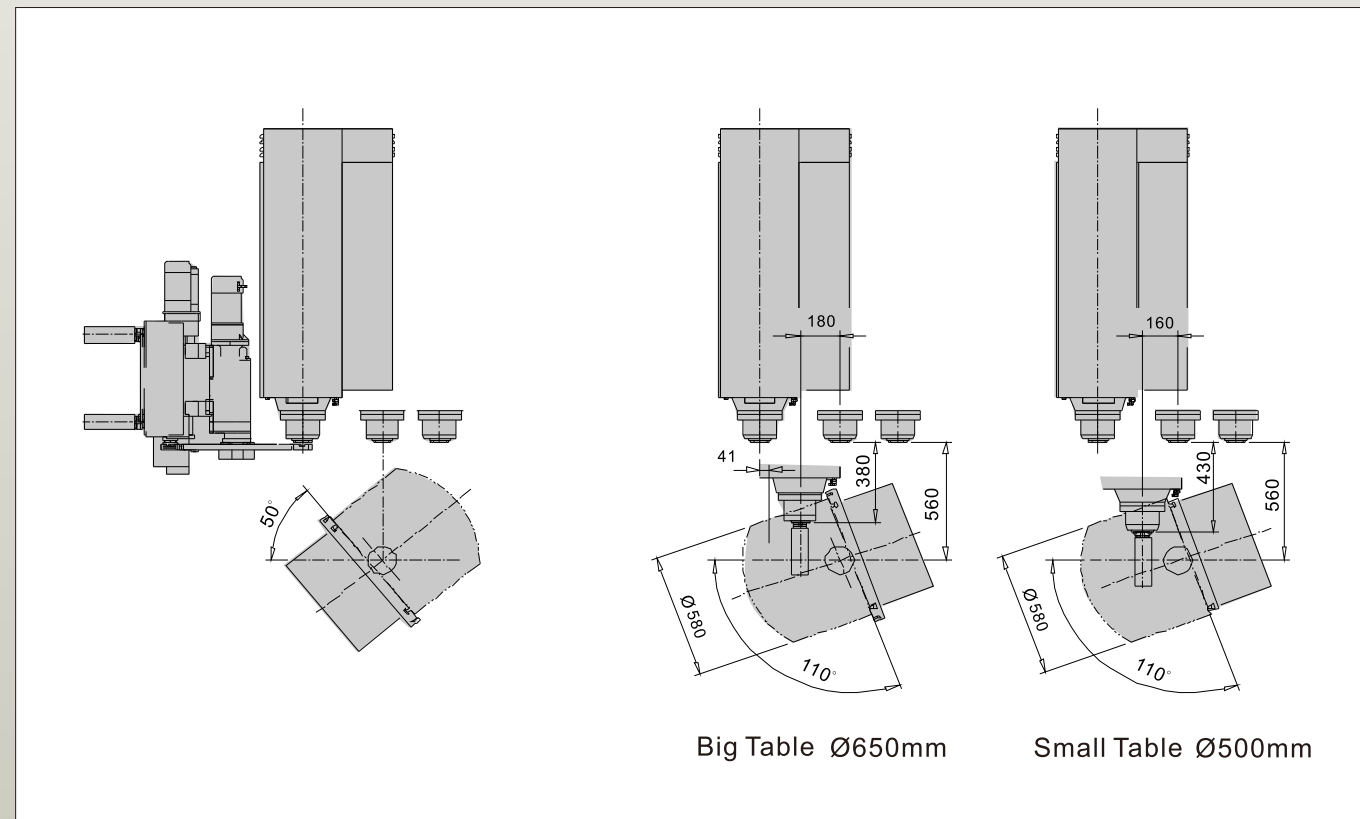
Cutting Area & Interference Area (LU620)

Cutting Area

Unit: mm



Interference Area



Machine Specification

Model		LU-400	LU-620
Travel			
X/Y/Z Axes Travel	mm	400/350/350	620/520/460
B Axis Tilting Range		- 50° ~ +110°	- 50° ~ +110°
C Axis Rotating Range		360°	360°
Spindle Nose to Table Surface	mm	150~500	150~610
Spindle			
Spindle Transmission Type		Direct Drive	Direct Drive
Tool Shank		ISO 40	ISO 40
Spindle Speed	rpm	12000	12000
ATC			
Magazine Capacity	T	30	32
Taper		BBT 40	BBT 40
Max. Tool Length	mm	250	250
Max. Tool Diameter (No Adjacent Tool)	mm	Φ75 (Φ127)	Φ75 (Φ127)
Motor			
Spindle Motor (Cont./30mins)	Kw	5.5/ 7.5(FANUC)	18 / 21(Siemens)
X/Y/Z Axes Motor Power	Kw	4 / 2.7 / 4(FANUC)	7.2 / 5.0 / 7.2(Heidenhain)
B/C Axes Motor	Kw	4 / 1.6(FANUC)	9.6 / 5.0(Heidenhain)
B/C Axes			
Worktable Size (Outer/Inner)	mm	Φ450(OP Φ320)	Φ580(50+R438)L/Φ500
Center Hole Size	mm	Φ55H7X12.5 in depth	Φ50H7X30 in depth
T Slot/Pitch/Size	mm	T14Radial Type 8 Slots	5x100x18
Max. Workpiece Size	mm	Φ430x(50+R389)L	Φ580x(50+R438)L
Max. Worktable Loading	kg	150/200(90°/Horizontal)	200/300(90°/Horizontal)
Rapid Travel			
X/Y/Z	M/min	48/ 48/ 48	36/36/36
B/C	rpm	25	25
Cutting Feedrate	mm/min	1-20000	1-20000
Control			
Type		FANUC 0iMF	HEIDENHAIN ITNC 530(5)
Miscellaneous			
Machine Weight	kg	6000	8800
Coolant Tank	L	220	240
Dimension (L*W*H)	mm	1980x2400x2720	2260x2590x2880
Power Requirement	KVA	20	25
Air Source	kg/cm ² (ℓ/min)	6(1600)	6(1600)

■ Pictures in this catalog are for reference only.
■ Litz reserves all rights to change the appearance or to suspend the specifications or options of machines.

Optional List

	●Standard	○Optional	☆Inquiry Needed	——Not Available
	LU-400	LU-620	LU-400	LU-620
Spindle				
Direct Drive Spindle 12000RPM	●	●		
Direct Drive Spindle 15000RPM	○	○		
Spindle Oil Cooler	●	●		
Spindle Motor Plate Cooling System	●	●		
Coolant Through Spindle (CTS)	○	○		
Spindle Air Seal System	●	●		
Cooling System				
Spindle Programmable Air Blow	●	●		
Spindle Splash Ring	●	●		
Coolant Cooling System	○	○		
Chip Removal				
Chip Auger	●	——		
Chain Type Chip Conveyor	○	●		
Chip Cart	●	●		
Water Gun	●	●		
Air Gun	●	●		
Flush Device	○	○		
Top Enclosure	○	○		
Full Enclosure	●	●		
Measurement System				
Laser Tool Length Measurement	○	☆○		
Touch Type Tool Length Measurement TT140	○	○		
Wireless Workpiece Measurement TS640	○	○		
Worktable Unit				
Worktable Tailstock Support	●	●		
Air Outlet for Fixture	☆○	☆○		
Large Table 650mm	——	●		
Large Table 450mm	○	——		
Large Table 320mm	●	——		
Safety System				
Front Door/Side Door Safety Switch (LU400 is Anti Chip Door)	●	●		
CE	○	○		
Coolant Oil Separator				
Disc Type Coolant Oil Separator		○	●	
Machine Coolant Oil Separator		——	●	
ATC Unit				
ATC		●	●	
Taper BBT40		●	●	
Tool Capacity 32T		——	●	
Tool Capacity 48T		——	○	
Tool Capacity 30T		●	——	
3Axes Transmission				
3Axes Roller Type Linear Guideways		●	●	
3Axes Linear Scales		○	○	
B Axis Linear Scale		●	●	
C Axis Linear Scale		●	●	
Z Axis Motor System w/ Brake		●	●	
Electrical				
Worklight		●	●	
Alarm Light		●	●	
M30 Auto Shut Off		●	●	
Heat Exchanger		●	●	
Air Conditioner		○	○	
Control				
Fanuc 0iMF (4+1)		●	——	
TNC620 (4+1)		○	○	
i TNC530 (5 axes simutaneous)		○	●	
Transformer		☆○	☆○	
Anti Collision Software		——	●	
Center Calibration Function		☆○	☆○	
Miscellaneous				
Oil Mist Collector		○	○	
Rotary Window		○	○	