

BENCHTECH CENTRE DOUBLE SINK

1800mm Long with Centre Bowls and Pipe Undershelf

9.33

BENCHTECH

BT-DSB-618-C / BENCHTECH 1800 x 600 DOUBLE CENTRE SINK BENCH



features and benefits

- 304 Grade, 1.2mm Thick S.S Benchtop
- 304 Grade, 1.2mm Thick S.S Pipe Shelf
- 150mm Splashback
- Bowl Size: 450 x 450 x 300mm Deep
- 90mm European Waste with 50mm Connection
- Satin Finish
- 2.0mm Corrosion Resistant Zinc Plated Steel Substrate Benchtop
- 38mm Diameter S.S. Tube Legs
- Adjustable Feet Height
- S.S. Pipe Shelf

about

BenchTech Double Sink Benches are made from 1.2mm grade 304 stainless steel complete with a 2.0mm corrosion resistant zinc plated steel substrate. Double centre bowls with 90mm European Waste (50mm Connection) and 1.2mm grade 304 stainless steel pipe shelf supplied as standard. Built to true commercial specifications, the BenchTech modular system can be used for a full kitchen fit-out or integrated with custom - made Britex benches and shelves to achieve a more cost effective overall project solution. Providing absolute value for money, BenchTech is ideal for use in projects such as teaching kitchens, canteens, cafes and restaurants.

sample spec. text

Benchtech 1800mmx600mm Double Sink Bench. Complete with 450 x 450 x 300 Centre Bowls, 150mm Splashback, 90-50mm European Basket Waste, Adjustable Feet and Pipe Undershelf - Product Code BT-DSB-618-C

*RED TEXT may denote a **variable** where one option only is to be selected, a **nominal dimension** that needs to be specified, or an **optional feature** that can be removed if not required. Please refer to the back of this page for additional specification details and options.

VISIT BRITEX.COM.AU TO DOWNLOAD BIM FILES, CAD DRAWINGS AND THE MOST CURRENT PRODUCT LITERATURE.



MELBOURNE
Britex Place, Mirra Crt
Bundoora VIC 3083
t (03) 9466 9000
f (03) 9466 9011

SYDNEY
16 Northumberland Drv
Taren Point NSW 2229
t (02) 9531 2100
f (02) 9531 2800

PERTH
Unit 1/8 Principal Link
Malaga WA 6090
t (08) 9249 5464
f (08) 9248 6893

BRISBANE
19 Manilla St
East Brisbane QLD 4169
t (07) 3363 2400
f (07) 3363 2444

ADELAIDE
The Britex Group
SA State Office
t 1300 764 744
f 1300 784 306

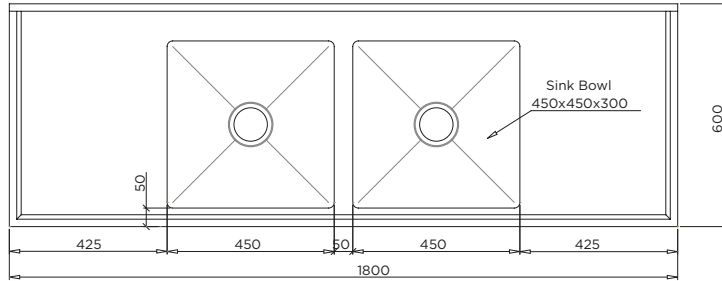
britex.com.au | info@britex.com.au | A.B.N 83 004 309 737

BENCHTECH CENTRE DOUBLE SINK

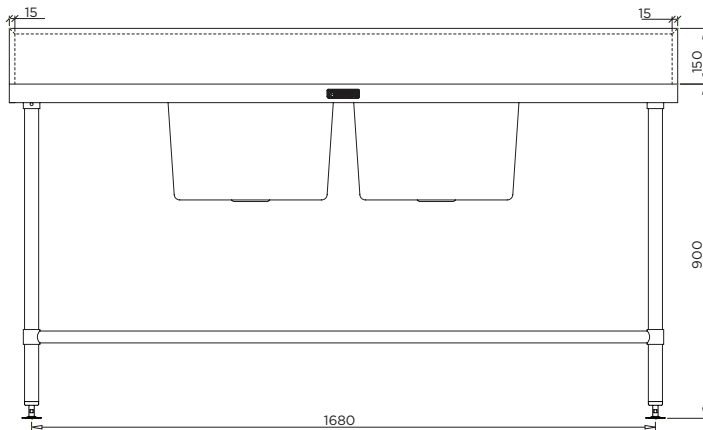
1800mm Long with Centre Bowls and Pipe Undershelf

PRODUCT CODE

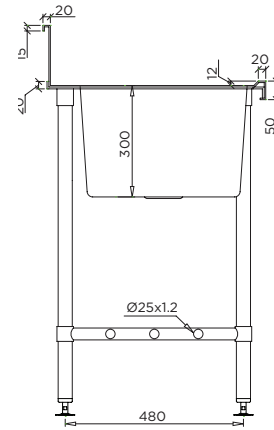
BT-DSB-618-C



MODEL BT-DSB-618-C Plan



MODEL BT-DSB-618-C Front Elevation



MODEL BT-DSB-618-C Section

specifying
guide

When specifying this product please include:

- Product **Name** and **Code**
- Product **Dimensions**

options

- Product Length - Available in:
1800, 2400mm Standard Lengths

VISIT BRITEX.COM.AU TO DOWNLOAD BIM FILES, CAD DRAWINGS AND THE MOST CURRENT PRODUCT LITERATURE.

BENCHTECH CENTRE DOUBLE SINK

2400mm Long with Centre Bowls and Pipe Undershelf

9.34

BENCHTECH

BT-DSB-624-C / BENCHTECH 2400 x 600 DOUBLE CENTRE SINK BENCH



features and benefits

- 304 Grade, 1.2mm Thick S.S Benchtop
- 304 Grade, 1.2mm Thick S.S Pipe Shelf
- 150mm Splashback
- Bowl Size: 450 x 450 x 300mm Deep
- 90mm European Waste with 50mm Connection
- Satin Finish
- 2.0mm Corrosion Resistant Zinc Plated Steel Substrate Benchtop
- 38mm Diameter S.S. Tube Legs
- Adjustable Feet Height
- S.S. Pipe Shelf

about

BenchTech Double Sink Benches are made from 1.2mm grade 304 stainless steel complete with a 2.0mm corrosion resistant zinc plated steel substrate. Double centre bowls with 90mm European Waste (50mm Connection) and 1.2mm grade 304 stainless steel pipe shelf supplied as standard. Built to true commercial specifications, the BenchTech modular system can be used for a full kitchen fit-out or integrated with custom - made Britex benches and shelves to achieve a more cost effective overall project solution. Providing absolute value for money, BenchTech is ideal for use in projects such as teaching kitchens, canteens, cafes and restaurants.

sample spec. text

Benchtech 2400mmx600mm Double Sink Bench. Complete with 450 x 450 x 300 Centre Bowls, 150mm Splashback, 90-50mm European Basket Waste, Adjustable Feet and Pipe Undershelf - Product Code BT-DSB-624-C

*RED TEXT may denote a **variable** where one option only is to be selected, a **nominal dimension** that needs to be specified, or an **optional feature** that can be removed if not required. Please refer to the back of this page for additional specification details and options.

VISIT BRITEX.COM.AU TO DOWNLOAD BIM FILES, CAD DRAWINGS AND THE MOST CURRENT PRODUCT LITERATURE.



MELBOURNE
Britex Place, Mirra Crt
Bundoora VIC 3083
t (03) 9466 9000
f (03) 9466 9011

SYDNEY
16 Northumberland Drv
Taren Point NSW 2229
t (02) 9531 2100
f (02) 9531 2800

PERTH
Unit 1/8 Principal Link
Malaga WA 6090
t (08) 9249 5464
f (08) 9248 6893

BRISBANE
19 Manilla St
East Brisbane QLD 4169
t (07) 3363 2400
f (07) 3363 2444

ADELAIDE
The Britex Group
SA State Office
t 1300 764 744
f 1300 784 306

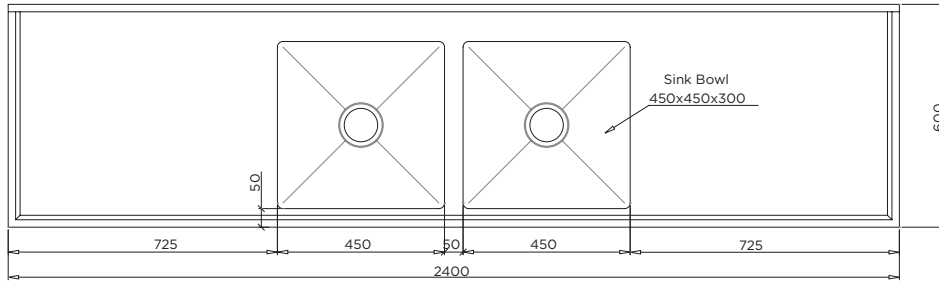
britex.com.au | info@britex.com.au | A.B.N 83 004 309 737

BENCHTECH CENTRE DOUBLE SINK

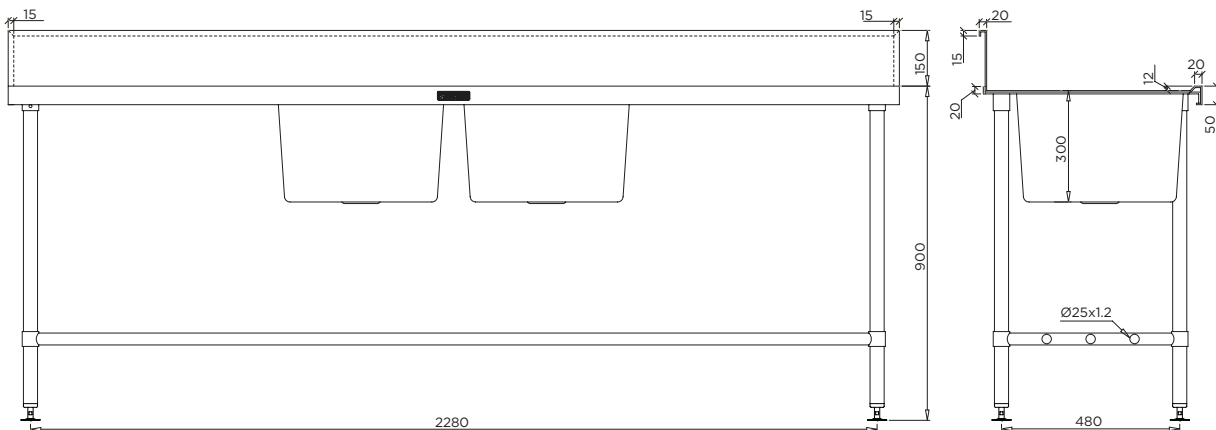
2400mm Long with Centre Bowls and Pipe Undershelf

PRODUCT CODE

BT-DSB-624-C



MODEL BT-DSB-624-C Plan



MODEL BT-DSB-624-C Front Elevation and Section

When specifying this product please include:

- Product **Name** and **Code**
- Product **Dimensions**

specifying guide

options

- Product Length - Available in:
1800, 2400mm Standard Lengths

VISIT BRITEX.COM.AU TO DOWNLOAD BIM FILES, CAD DRAWINGS AND THE MOST CURRENT PRODUCT LITERATURE.



Due to ongoing research and our commitment to product development, details are subject to change without notice. Details accurate at time of print. Please refer to britex.com.au for the most current product information. Allow +/- 5mm tolerance for dimensions and setouts shown in product literature.

britex.com.au | info@britex.com.au | A.B.N 83 004 309 737

