

UNITED

Forklift and
Access Solutions

JIBBI

1670 EVO



**THE SELF-PROPELLED TELESCOPIC
TRACKED BOOM LIFT WITH DYNAMIC AND
AUTOMATIC LEVELLING**



UNITED It's all about you



High Performance Engine

The Jibbi is equipped with a high performance 19.2hp 3-cylinder diesel engine.



Automatic Levelling

The Jibbi can automatically level itself on challenging terrain and steep slopes.



Retractable Undercarriage

The undercarriage of the boom lift is retractable from 1.99m to 1.35m.



Anti-Collision Alarm

An alarm will sound when you are approaching obstacles above or below the basket.



Detachable Basket


The basket on the Jibbi is detachable, allowing the boom lift to be more compact and versatile.



Removable Control Box

The operator controller comes with an integrated drive system with joystick controls.

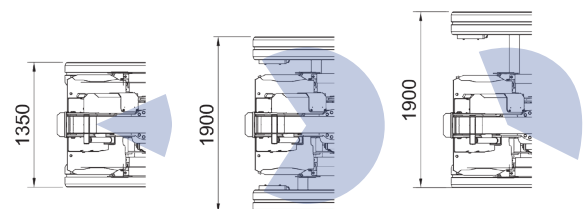
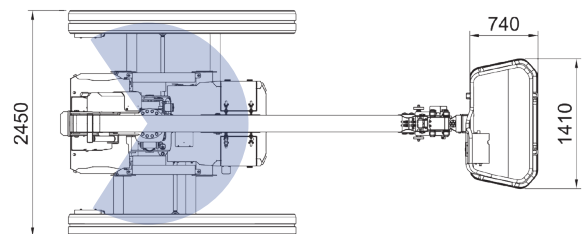
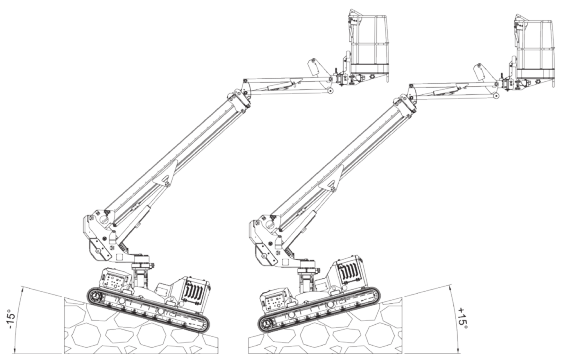
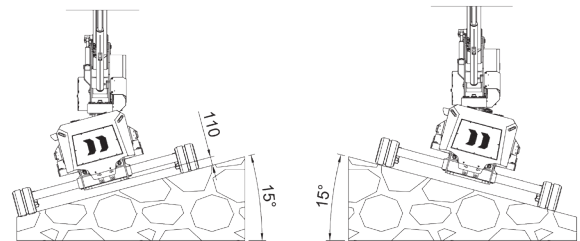
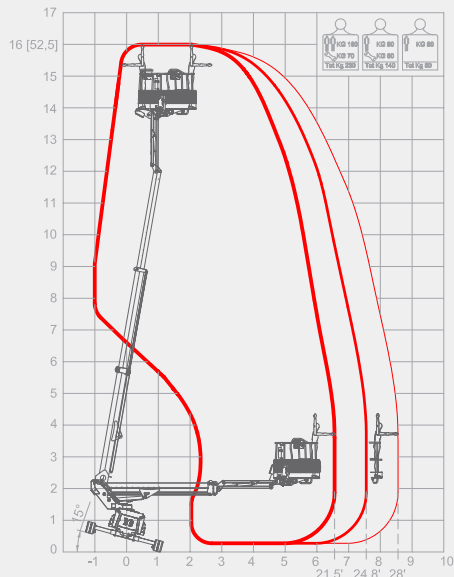
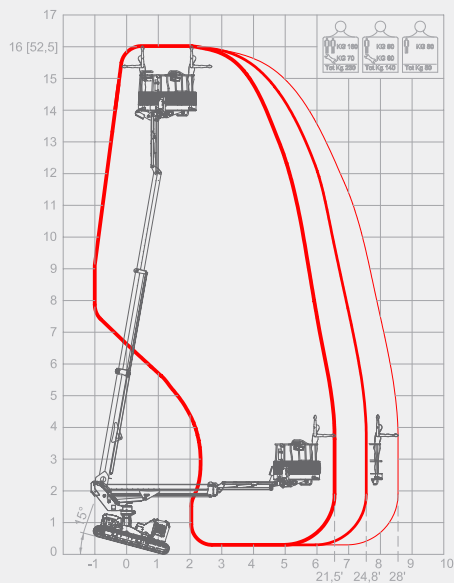
| | | | | | |
|--------------|--------------|-------------|---------------|---------------|---------------|
| 16.0m | 230kg | 8.5m | 19.2Hp | +/-15° | +/-15° |
| WORK. HEIGHT | CAPACITY | H. OUTREACH | POWER | LONG. LEVEL. | LATER. LEVEL. |



JIBBI 1670 EVO TECHNICAL DATA

| | | | |
|---------------------------------|----------------|----------------------------|----------|
| Basket capacity | 230 kg (2 op.) | Basket rotational angle | +/- 70° |
| Max working height | 16.0 m | Length in stowed position | 5.10 m |
| Max height basket floor | 14.0 m | Detached basket | 4.40 m |
| Moving height | 9.80 m | Min. stowed width | 1.35 m |
| Max horizontal outreach (80kg) | 8.50 m | Medium working width | 1.90 m |
| Max horizontal outreach (140kg) | 7.70 m | Max. working width | 2.45 m |
| Max horizontal outreach (230kg) | 6.70 m | Min. stowed height | 1.99 m |
| Rotational angle | +/- 110° | Longitudinal levelling | +/- 15° |
| Basket size | 1.8 x 0.7 m | Lateral levelling | +/- 15° |
| Platform rotation angle | +/- 70° | Gradeability | 25° |
| | | Drive speed (fast setting) | 2.5 km/h |
| | | Drive speed (slow setting) | 0.4 km/h |
| | | Total weight | 3850 kg |

- 80 kg
- 140 kg
- 230 kg



WE'RE UNITED BEHIND YOUR BUSINESS



T: 131 607

unitedequipment.com.au

SALES | RENTALS | SERVICE | PARTS | FINANCE | TRAINING

WE BRING MORE OF THE WORLD'S BEST TO YOU



KONECRANES

Haulotte

ALMACRAWLER



WA

Perth
Bunbury

NT

Darwin

SA

Adelaide

QLD

Brisbane
Mackay
Rockhampton

NSW

Sydney

VIC

Melbourne
Ballarat

TAS

Burnie