

MA600 FRAME LDW PACKAGES

INDUSTRY LEADING COVERAGE

If you plan on performing ADAS Calibrations in multiple locations, then the Autel ADAS MA600 Frame is the perfect fit for you. Easy to set-up and disassemble, it's ideal for the tech on-the-go.



- INCLUDES -
MS909
WITH MAXIFLASH VCI



MA600 LDW 2.0

PART NO: MA600LD20


EXPANDS LANE DEPARTURE WARNING CALIBRATION CAPABILITIES
ADAS SOFTWARE UPGRADE INCLUDED (SEE BACK FOR DETAILS)

MA600 LDW 2.0T

PART NO: MA600LD20T

EXPANDS LDW CALIBRATION CAPABILITIES
ADAS SOFTWARE UPGRADE INCLUDED (SEE BACK FOR DETAILS)

LANE DEPARTURE WARNING




VW/AUDI/PORSCHE LDW
CSC601/01



MERCEDES LDW
CSC601/02

HONDA/ACURA LDW
CSC601/06



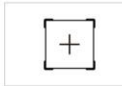
ALFA ROMEO LDW
CSC601/10



NISSAN/INFINITI LDW
CSC601/06-L



NISSAN/INFINITI LDW
CSC601/06-R



HYUNDAI/KIA LDW
CSC601/09




TOYOTA/LEXUS LDW
CSC601/11



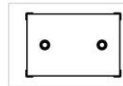
MITSUBISHI LDW
CSC601/22-L




MITSUBISHI LDW
CSC601/22-R




SUBARU LDW
CSC601/14



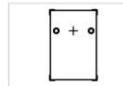
MAZDA LDW
CSC601/12




HONDA/ACURA LDW
CSC601/08-L




MAZDA LDW
CSC601/13-L



MERCEDES LDW
CSC601/19




NISSAN/INFINITI LDW
CSC601/04-L



NISSAN LDW
CSC601/03-L




HONDA/ACURA LDW
CSC601/08-R




MAZDA LDW
CSC601/13-R



HONDA/ACURA LDW
CSC601/24-01



NISSAN LDW
CSC601/04-R



NISSAN LDW
CSC601/03-R




TOYOTA/LEXUS LDW
CSC601/15



SUBARU LDW
CSC601/17



SUBARU LDW
CSC601/17



TOYOTA/LEXUS LDW
CSC601/25



HYUNDAI/KIA LDW
CSC601/07



HYUNDAI/KIA LDW
CSC601/07



HYUNDAI/KIA LDW
CSC701/23



TOYOTA LDW
CSC601/11-01

Autel Mobile Calibration System with MS909 Tablet for Advanced ADAS (MA60020T) provides high precision and portability for vehicle system calibrations. This system integrates advanced laser positioning and measurement tools for millimeter-level accuracy. It's ideal for locations requiring quick setup and versatile calibration capabilities.

- **Specifications and Dimensions:**
 - Shipping Dimensions: 54" H x 105" L x 42" W
 - Shipping Weight: 640 lbs
 - Pattern Board Size: 1360mm (53.54") x 960mm (37.80")
 - Rated Power: 24V, 3A
 - Laser Rated Power: 3V, 25mA
 - Laser Battery Type: AA 2x1.5V
 - Calibration Frame Working Temp: 0°C to 50°C
 - Calibration Frame Storage Temp: -20°C to 60°C
 - Laser Class: Class 2
 - Certification: CE, FCC, RoHS
- **Benefits:**
 - Enhances ADAS calibration accuracy and efficiency
 - Provides flexibility in various operational environments
- **Features:**
 - Portable and easy to store
 - Includes comprehensive diagnostics and programming tools
- **Includes:**
 - MaxiSys MS909 Tablet
 - Autel MA600 Mobile Calibration Frame
 - Pattern Board, Wheel Clamps, and Laser Crossbar
 - ADAS Upgrade Software
 - DIGITALADAS Add-on for single-operator frame placement
 - LDW Patterns/Targets for various brands
 - LDW Target Case, Target Board Holder