



Complete Commercial Catering Equipment Pty Ltd
ABN 6305242719

COMPLETE COMMERCIAL CATERING EQUIPMENT PTY LTD

ABN 63 052 427 719

Email: ccce@bigpond.net.au

Office & Factory: 3/3 Pauljoseph Way, Truganina VIC 3029

Postal Address: P. O. Box 230, Tullamarine VIC 3043

www.completecommercial.com.au





Ph: 03-9334 5999

IMPORTED ITEMS NET PRICE LIST DECEMBER 2021





Contents		Page No.
Stainless Steel Work Bench with solid under shelf		3
Stainless Steel Work Bench with splashback & solid under shelf		3
Stainless Steel Sink Bench with splashback & tube shelf under		3
Stainless Steel Large Sink Bowl with splashback		4
Stainless Steel Dishwasher Inlet & Outlet Bench		4
Stainless Steel Knee Operated Hand Basin	 	4
Stainless Steel Cabinets		4
Stainless Steel Wall Shelf	 	5
Cake Display		5
Ice Machines & Crushers	 	6
Terms & Conditions		7



Complete Commercial Catering Equipment Pty Ltd
ABN 63052427719

Description	Code	Size	Price (+GST)
-------------	------	------	--------------

Stainless Steel Work Bench with solid under shelf

- 304 grade stainless steel
- 1.2mm table top
- 1.0mm solid under shelf
- Square legs with fully adjustable feet
- Flat packed for ease of transport



600mm wide

I-WB6060	600 × 600 × 900	\$ 250
----------	-----------------	--------

I-WB18060	1800 × 600 × 900	\$ 460
-----------	------------------	--------

700mm wide

I-WB10070	1000 × 700 × 900	\$ 400
-----------	------------------	--------

I-WB12070	1200 × 700 × 900	\$ 360
-----------	------------------	--------

I-WB15070	1500 × 700 × 900	\$ 450
-----------	------------------	--------

I-WB18070	1800 × 700 × 900	\$ 495
-----------	------------------	--------

I-W20070	2000 × 700 × 900	\$ 590
----------	------------------	--------

900mm wide

I-WB10090B	1000 × 900 × 900	\$ 450
------------	------------------	--------

Stainless Steel Work Bench with splashback & solid under shelf

- 304 grade stainless steel
- 1.2mm table top
- 1.0mm solid under shelf
- 150mm splashback
- Square legs with fully adjustable feet
- Flat packed for ease of transport



600mm wide

I-WB9060B	900 × 600 × 900+150	\$ 300
-----------	---------------------	--------

I-WB15060B	1500 × 600 × 900+150	\$ 430
------------	----------------------	--------

700mm wide

I-WB3570B	350 × 700 × 900+150	\$ 300
-----------	---------------------	--------

I-WB5070B	500 × 700 × 900+150	\$ 320
-----------	---------------------	--------

I-WB15070B	1500 × 700 × 900+150	\$ 320
------------	----------------------	--------

I-WB18070B	1800 × 700 × 900+150	\$ 520
------------	----------------------	--------

I-WB20070B	2000 × 700 × 900+150	\$ 600
------------	----------------------	--------

I-WB21070B	2100 × 700 × 900+150	\$ 630
------------	----------------------	--------

I-WB24070B	2400 × 700 × 900+150	\$ 680
------------	----------------------	--------

Stainless Steel Sink Bench with splashback & tube shelf under

- 304 grade stainless steel
- 1.2mm sink & top
- 150mm splashback
- 38mm round tube legs with fully adjustable feet



Single Bowl

I-SS7070-455525	700 × 700 × 900+150	\$ 420
-----------------	---------------------	--------

I-SSB12070L-504530	1200 × 700 × 900+150	\$ 550
--------------------	----------------------	--------

I-SSB12070R-504530	1200 × 700 × 900+150	\$ 550
--------------------	----------------------	--------

Double Bowl






I-SBD17070L-504530	1700 × 700 × 900+150	\$ 830
--------------------	----------------------	--------

I-SBD17070R-504530	1700 × 700 × 900+150	\$ 830
--------------------	----------------------	--------

I-SBD20070M-504530	2000 × 700 × 900+150	\$ 950
--------------------	----------------------	--------



Complete Commercial Catering Equipment Pty Ltd
ABN 6305242719


Description	Code	Size	Price (+GST)
Stainless Steel Large Sink Bowl with splashback			
<ul style="list-style-type: none"> ➤ 304 grade stainless steel ➤ 1.2mm sink & top ➤ Large deep bowl 1000x500x450(h)mm ➤ 150mm splashback ➤ 38mm round tube legs with fully adjustable feet 	I-SSL12070-1005045	1200×700×900+150	\$ 700
	I-SSBL15070-1005045	1500×700×900+150	\$ 900
			
Stainless Steel Dishwasher Inlet & Outlet Bench			
<ul style="list-style-type: none"> ➤ 304 grade stainless steel ➤ 1.2mm table top ➤ Square legs with fully adjustable feet ➤ 150mm splashback ➤ Rack runners suit 500x500mm trays 	I-OUT7071L	700×710×900+150	\$ 380
	I-IN7071R	700×710×900+150	\$ 380
			
			
Stainless Steel Knee Operated Hand Basin			
<ul style="list-style-type: none"> ➤ 304 grade stainless steel ➤ 1.0mm thick ➤ Faucet included 	I-KNEB434027	430×400×270	\$ 650
	I-KNEB454527	450×450×270	\$ 650
			
			



Complete Commercial Catering Equipment Pty Ltd
ABN 6305242719

Description	Code	Size	Price (+GST)
-------------	------	------	--------------

Stainless Steel Cabinets

<ul style="list-style-type: none"> ➤ 304 grade stainless steel ➤ Sliding doors / drawers ➤ 150mm Splashback ➤ Fully adjustable feet 	I-CAB218070B-2S	1800 × 700 × 900+150 Sliding doors	\$ 1,600




Stainless Steel Wall Shelf

<ul style="list-style-type: none"> ➤ 304 grade stainless steel ➤ 300mm deep ➤ 250mm high ➤ 2 brackets & screws included ➤ Quick & easy assembly ➤ Flat packed for ease of transport 	<u>Pipe Wall Shelf</u>		
	I-PWS903025	900 × 300 × 250	\$ 75
	I-PWS1203025	1200 × 300 × 250	\$ 100
	I-PWS1503025	1500 × 300 × 250	\$ 115
	I-PWS1803025	1800 × 300 × 250	\$ 160
	<u>Solid Wall Shelf</u>		
	I-SWS903025	900 × 300 × 250	\$ 75
	I-SWS1203025	1200 × 300 × 250	\$ 90
	I-SWS1503025	1500 × 300 × 250	\$ 110
	I-SWS1803025	1800 × 300 × 250	\$ 130





Complete Commercial Catering Equipment Pty Ltd
ABN 63052427219

Description	Code	Size	Price (+GST)
Modern Square Glass Cake Display			
<ul style="list-style-type: none"> ➤ Embraced compressor (R134a) ➤ Advance auto defogging ➤ Double layer tempered glass ➤ 2°C ~ 8°C digital control ➤ 3 Adjustable shelves ➤ Rear sliding glass doors ➤ Warm or cold white LED light ➤ Mirror finish stainless steel base 	CDF3BLACK	1200 × 700 × 1260	\$ 2,000
Ice Machines & Crushers			
Ice Machine -Cube-40/15kg	KD-80	500x450x800	\$ 1,000
Ice Machine -Cube-60/15kg	KD-120	500x450x800	\$ 1,800
Ice Machine -Cube-120/45kg	KD-260	660x680x930	\$ 2,200
Ice Machine -Cube-40/15kg	XD-80	500x450x800	\$ 1,000
Ice Machine - Cube-60/30kg	XD-120	500x590x800	\$ 1,800
Ice Machine -Cube-900/460kg	SD-2000	1220x930x1950	\$ 9,010
Ice storage bucket (SD-2000)	460P		
Ice Crusher -3kg/min-2kg storage	SY-158	360x290x450	\$ 400
Ice Crusher -8kg/min-6kg storage	SY-168	340x435x720	\$ 600
			



Complete Commercial Catering Equipment Pty Ltd
ABN 6305242719

TERMS & CONDITIONS OF SALE

1. **GENERAL:** These terms and conditions apply to all transactions between the supplier and the customer not withstanding any statement to the contrary which may be contained in the customer's order. Goods purchased for Complete Commercial Catering Equipment will remain the property of the stated Company until all monies are paid in full.
2. **GST:** All prices quoted are exclusive of GST and the purchaser is responsible for the payment of such.
3. **RISE & FALL:** Prices are subject to changes without notice.
4. **CANCELLATIONS & RETURNS:** Standard Item: Notice must be given in writing within 7 (Seven) days of placing orders so as not to incur a 25% cancellation fee. 25% cancellation fee will be charged for work already started. Authorization for return of goods must obtain approval from the supplier before goods are returned. Order made to special requirement can not be canceled or returned, therefore full payment is required for these items.
5. **TERMS:** Full payment is required prior to delivery unless otherwise arranged by the management of the Company. For account customers payment are due 30 days from statement date. Where payment is not made on the due day, interest on the amount outstanding shall be payable at the highest chargeable rate by Australian Trading Banks on overdrafts plus 2% calculated daily from the due date of payment until payment is made in full. In the event that the customer is in default in payment of any amount owing to CCCE and be passed over for collection, all costs including commission, solicitors fees, court charges and other related expenses are liable by the customer.
6. **DELIVERY & FREIGHT CHARGES:** Prices quoted are FREE ON BOARD our factory, unless prior arrangement made with the management of the Company.
7. **WARRANTY:** Equipment manufactured by CCCE will be covered under warranty for a period of 12 months from date of purchased. The provision of the warranty is subject to the equipment has been paid for in full and that the product has been installed, used, handling & maintenance in accordance with any instructions provided by CCCE. A warranty claim form must be completed & submitted to CCCE in order to be covered under this warranty. All warranty works must be approved by CCCE and to be arranged during normal business hours only i.e. Monday - Friday 9am to 4pm excluding public holidays unless authorized by CCCE otherwise. The warranty of a product will be voided if defects and or breakdowns are found to be resulting from misuse, neglect, unauthorized alteration, attempted repairs without authorization, unauthorized or incorrect installation including inappropriate gas supplies or gas pressure. Certain components have limited expected life especially in a commercial or high use environment. For examples, knobs & handles are not covered under this warranty. CCCE has full discretion as to whether it repairs or replace a product under this warranty.
8. **PROPERTY & RISK:** The risk of loss or damage to or in connection with, or loss of, the goods shall be born by the purchaser from the dispatch of the goods from the supplier's factory. The purchaser shall, at his expense, insure the goods in its name and the name of the supplier against any such loss or damage to, or loss of, the goods for their full replacement value and keep them so insured until the goods are paid for in full.
9. **SPECIFICATION:** Complete Commercial Catering Equipment retain the right to alter specifications without notice.
10. **TIMES:** Delivery dates quoted by Complete Commercial Catering Equipment or any of its representatives, are only estimates. The purchaser shall not be relieved of any obligation to accept or pay for the goods by reason of any delay in delivery.
11. **JURISDICTION:** These terms and conditions shall at all times be governed, construed and interpreted according to the law of the State of Victoria. And the customer hereby irrevocably submits to the jurisdiction to the courts of that State and all courts of the appeal there from.