


ACUSON Freestyle Series Ultrasound Systems

Access Redefined

Release 4.1

siemens-healthineers.com/freestyle





Access Redefined

Conventional point-of-care ultrasound systems may jeopardize the sterile field in crowded workspaces, resulting in several manual pre- and post-procedural tasks to obtain clear visualization and maintain the sterile field during ultrasound procedures.

Siemens Healthineers designed the world's first wireless ultrasound solution, the ACUSON Freestyle ultrasound systems, redefining access in the interventional suite and at the point of care.

With cable-free transducers and easy image optimization controls, the ACUSON Freestyle Series simplifies the way you access your work-space and reduces the risk of infections. The series offers scalable configurations to promote automated workflow, clear visualization and faster access to the ultrasound procedure using wireless technologies and cross-modality synchronization.

Embrace the freedom.

Built-in battery and probe storage allows for secure storage and quick access for up to 4 batteries and probes

Front facing built-in handles improve ergonomics and control

Waist-high printer tray allows easy access to controls and printout (Optional)

Re-designed cord management decreases down time and potential tripping hazards

Monitor tilt and swivel allows for easier positioning of the system and optimized viewing angle

The fully sealed keyboard features tactile, backlit, full travel keys and keyboard lock button

Solid basket with drain holes allows for easy cleaning and secure storage of large and small items

5-caster base improves maneuverability and features 2 locking wheels



The ACUSON Freestyle Series enables access to perform ultrasound-guided procedures in interventional radiology and cardiology, anesthesiology, musculoskeletal, vascular and pain management, with unprecedented image clarity, even in the most demanding environments.

Exceptional Image quality

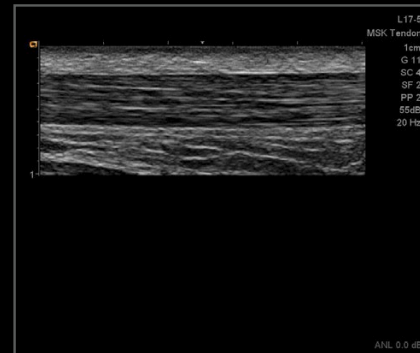
With the ACUSON Freestyle Series, obtain clearer, high quality images with an extended field of view and excellent detail resolution.

Cable-free access

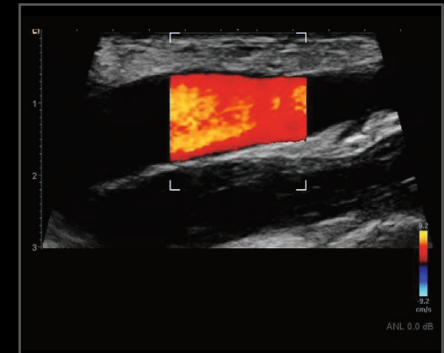
With cable-free technology, the ACUSON Freestyle Series offers unrestricted access to practitioners at the point of care, allowing quicker turnaround time.

Advanced workflow

Automate your workflow with access to innovative technologies using the ACUSON Freestyle Series for a streamlined workflow – from patient registration to wireless image review and diagnosis.



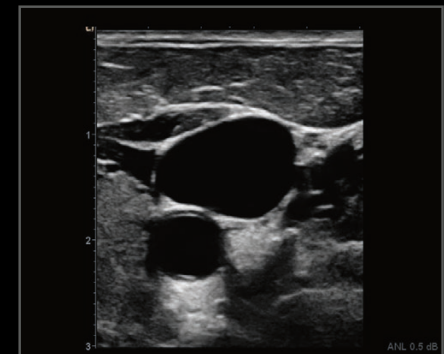
Cable-free transducers improve access for difficult-to-reach anatomy, such as this Achilles tendon.



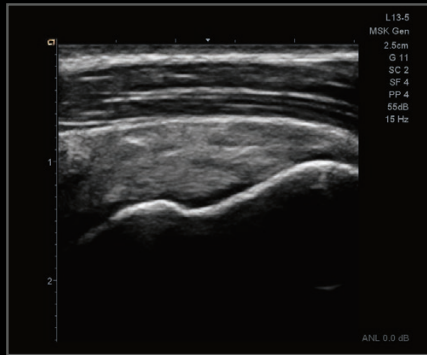
Extend the field of view when visualizing the subclavian artery using Wide Mode imaging.



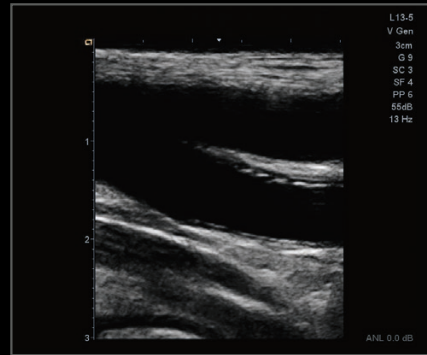
Clearly visualize the patellar tendon while scanning up to 10 feet from the system using the L17-5 cable-free transducer.



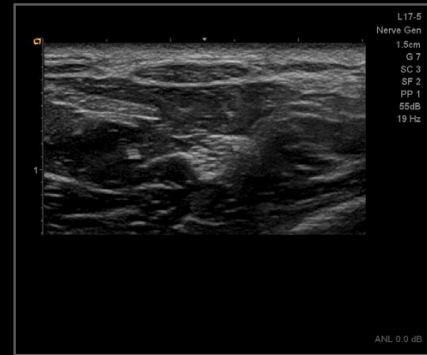
Easily maintain the sterile field with the L17-5 cable-free transducer for central venous access.



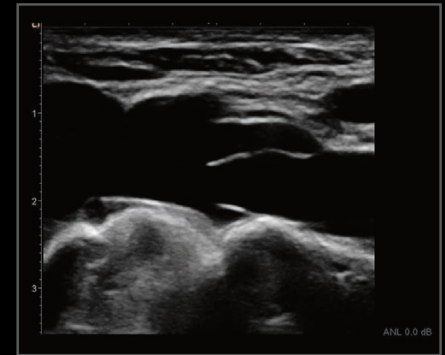
Excellent visualization of the origin of the supraspinatus tendon utilizing Pixelformer image processing architecture to automate the focal zones, which may reduce exam time.



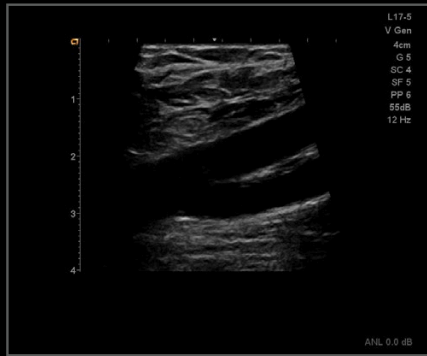
Visualize the common femoral artery bifurcation with exquisite detail utilizing the L13-5 transducer.



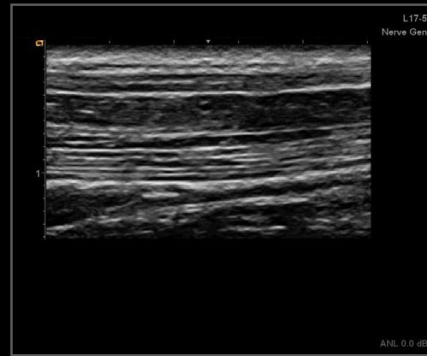
Beautiful detail of the classic honeycomb appearance of the median nerve with Pixelformer image processing architecture and the L17-5.



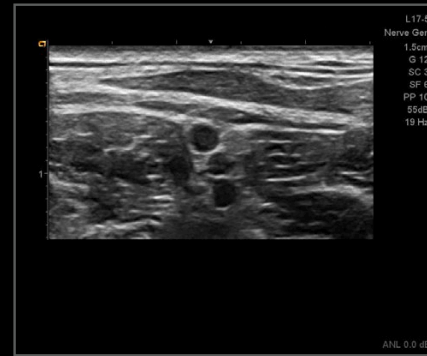
Exquisite detail of the subclavian vein and valves using the L17-5 cable-free transducer.



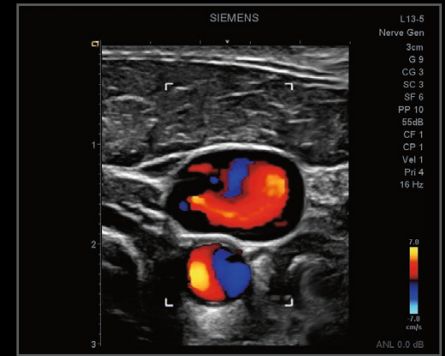
Visualize more anatomy in one image, such as this bifurcation of the common femoral artery, utilizing Wide Mode imaging.



Clearly visualize the distinct layers of the median nerve with the L17-5 high frequency transducer.



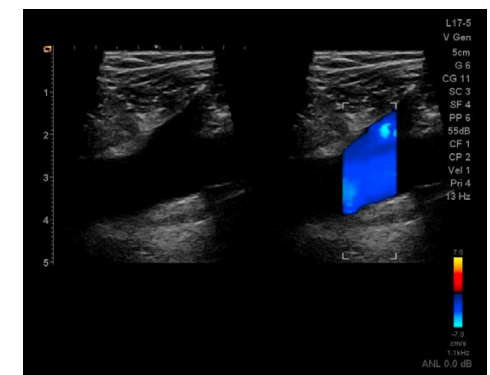
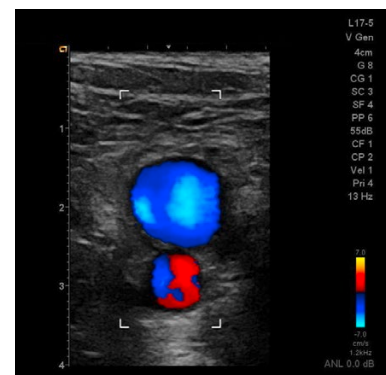
Scanning with ACUSON Freestyle cable-free transducers may reduce user fatigue during an examination, such as when scanning the interscalene brachial plexus.



Obtaining central venous access with color Doppler may never be easier utilizing Pixelformer image processing.

Exceptional image quality

- Utilize Enhanced-Needle visualization technology with in and out-of-plane guidance, which may help reduce inaccurate punctures and enhance procedure clarity.
- See entire field of view clearly with high-quality, high-resolution imaging using Pixelformer image processing architecture.
- Extend the field of view with the new Wide (trapezoidal) Mode imaging available on all linear transducers.
- Provides excellent detail and contrast resolution throughout the field of view without compromising system penetration utilizing the new L17-5 transducer.



Cable-free access

- Save up to 92%¹ in sterile field preparation time and reduce the risk of infections with cable-free transducers and dedicated covers.
- Scan clearly with a wireless range of up to 10 feet (three meters) away from the system.
- Move around your workspace freely using innovative wireless technology.
- Track and protect your investment with an internal alarm system for cable-free probe location security.

¹ Data on file.



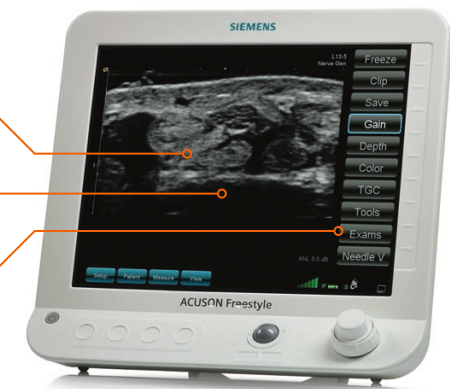
Advanced workflow

- Automatically maintain ample study storage space using Auto Study Management to ensure you are ready for your next exam.
- Automatically send studies to PACS upon exam completion using Auto Send.
- Begin your exam quickly with remote patient information entry, and access images and clips for viewing and sharing utilizing the ACUSON Freestyle Mobile Link App.



**ACUSON Freestyle
Mobile Link App**

Auto Study Management



Auto Send

Feature overview

ACUSON Freestyle ultrasound system

The cable-free solution promotes automated workflow and clear visualization at the point of care using technology and wireless connectivity to redefine ultrasound access and improve infection control throughout your practice.

ACUSON Freestyle Elite ultrasound system

The Siemens Healthineers exclusive ARTIS Access for cross-modality synchronization may allow for adaptive solutions to promote automated workflow, clear visualization and faster access for the user both in the interventional suite and at the point of care.

¹ Available exclusively on the ACUSON Freestyle Elite ultrasound system in combination with new installation of ARTIS with PURE®, ARTIS pheno as well as ARTIS icono (with 55" ARTIS Large Display) angiography systems.

	ACUSON Freestyle ultrasound system	ACUSON Freestyle Elite ultrasound system
Pixelformer image processing architecture	●	●
Wide (trapezoidal imaging) Mode	●	●
Dual Mode	●	●
Split Mode	●	●
Auto Send	●	●
Auto Study Management	●	●
Probe localization alerts	●	●
ACUSON Freestyle Mobile Link App	●	●
Wireless Networking	●	●
DICOM Support (Storage, Commit, MWL, MPPS & Media)	○	●
Needle visualization (Needle V)	○	●
External antenna	○	○
ARTIS Patient Synchronization	-	○
ARTIS Access ¹ (Includes ARTIS Patient Synchronization, external antenna and ACUSON Freestyle Elite-to-ARTIS Large Display mounting)	-	○

● Standard ○ Optional - Not available

ARTIS access

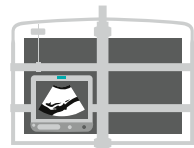
Zero Cables. Zero Footprint.
Fully Connected.

The mounted ultrasound solution combines with the ARTIS with PURE® angiography systems for a unique interventional workflow – optimized for cable-free workspace utilization which may reduce the ultrasound exam time.

- Reduce power consumption using Auto-power down that allows the ACUSON Freestyle to automatically power down when the AC power is disconnected.
- Simplify ARTIS Access installation and view improved image quality on the ARTIS Large Display with the new Digital Video Out connection.

Zero Cables

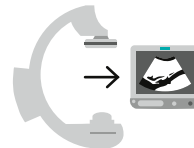
Move freely around your workspace while maintaining the sterile field with ergonomic viewing of the ultrasound image on the ARTIS Large Display.



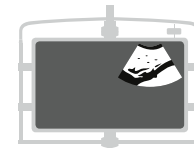
Readily accessible, mounted ultrasound solution with external antenna for improved line-of-sight



Quickly drape transducers with custom-fitted sheaths



Automated Patient Registration



Seamless viewing of the ultrasound image on the Large Display



Automatically send images to PACS

Zero Footprint

Free up staff and optimize your workspace with single-user on-probe controls and a rear-mounted ACUSON Freestyle Elite ultrasound system on the ARTIS Large Display.

Fully Connected

Procedural workflow times may improve using ARTIS Patient Synchronization for automated patient data registration and using Auto Send for effortless sending of studies to PACS upon exam completion.

Customer Services

Always on. Always in touch.

Today, the service experience goes above and beyond pure maintenance. Service can make the difference to your daily operations and help you evolve. This is why we keep innovating our portfolio and team up with you for enhanced efficiency and optimized clinical outcomes. As our world becomes more connected each day, we put special focus on adding new services to our digital offerings so we can fulfill your requirements better and faster.

UpTime Corrective Maintenance

For optimized uptime through fast error correction by our certified technical experts.

UpSkill Education & Training

For workforce know-how and efficiency through knowledge and competency developments.

UpLift Asset Lifetime

For state-of-the-art equipment and the latest clinical applications.

UpTeam Workforce Management

For managing and monitoring staff education.

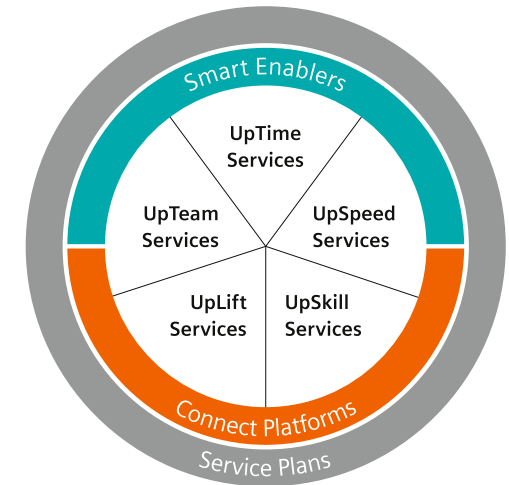
Service Plans

Benefit from maximized equipment performance and improved staff expertise while keeping unplanned service costs to a minimum.

Connect Platforms and Smart Enablers

Get connected to our digital platforms, PEPconnect and teamplay Fleet, and experience our large variety of services to enhance your daily operations.

Benefit from our Smart Enablers, e.g., **SmartCollaborator**, an AR-based technology that allows us to take the next step as a service provider as it enables efficient remote expert collaboration via voice- and merged video streaming to perform our Planned and Corrective Maintenance services in a fast, efficient, and smooth way.



For further information please visit siemens-healthineers.com/customer-services

The products/features and/or service offerings mentioned in this document are not commercially available in all countries and/or for all modalities. If the services are not marketed in countries due to regulatory or other reasons, the service offering cannot be guaranteed. Please contact your local Siemens Healthineers organization for further details.

Standalone clinical images may have been cropped to better visualize pathology.

ACUSON Freestyle and Pixelformer are trademarks of Siemens Medical Solutions USA, Inc. To learn more about ACUSON Freestyle Series ultrasound systems, please contact us at [siemens-healthineers.com/freestyle](https://www.siemens-healthineers.com/freestyle).

At Siemens Healthineers, our purpose is to enable healthcare providers to increase value by empowering them on their journey towards expanding precision medicine, transforming care delivery, and improving patient experience, all enabled by digitalizing healthcare.

An estimated five million patients worldwide everyday benefit from our innovative technologies and services in the areas of diagnostic and therapeutic imaging, laboratory diagnostics and molecular medicine as well as digital health and enterprise services.

We're a leading medical technology company with over 120 years of experience and 18,500 patents globally. With over 50,000 employees in more than 70 countries, we'll continue to innovate and shape the future of healthcare.

Siemens Healthineers Headquarters

Siemens Healthcare GmbH
Henkestr. 127
91052 Erlangen, Germany
Phone: +49 9131 84-0
[siemens-healthineers.com](https://www.siemens-healthineers.com)

Legal Manufacturer

Siemens Medical Solutions USA, Inc.
Ultrasound
22010 S.E. 51st Street
Issaquah, WA 98029, USA
Phone: 1-888-826-9702
[siemens-healthineers.com/ultrasound](https://www.siemens-healthineers.com/ultrasound)