

CLEARVISION®



The Perfect Combination

Enjoy the benefits of the Preva DC intraoral X-ray and the ClearVision® sensor in one convenient system, the Preva Plus. Preva is preset to work optimally with ClearVision® and is specifically designed to make imaging easier and more efficient for your busy practice. A powered USB hub and all cabling are self contained and hidden inside the Preva Plus, helping to keep your operatory well organized.



DIGITAL SENSOR SYSTEM

Progeny ClearVision® is the digital sensor system from Midmark. With a direct USB 2.0 connection, ClearVision® is designed to simplify practice integration and deliver high quality images in a durable, patient-friendly design.

Premium Comfort for Your Patients

Give your patients a more positive experience. ClearVision® has a thin profile with rounded corners and contoured surfaces, designed to minimize patient discomfort commonly experienced with square or clipped edge sensors.

Because we know one size does not fit all, ClearVision® sensors are available in two sizes to best accommodate patient needs and examination requirements. To enhance positioning, the ClearVision® sensor cable is thin and flexible.



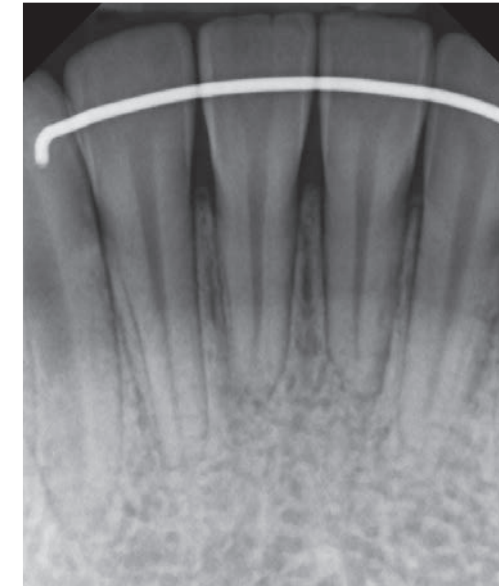
Ideal Combination of Imaging Elements

A fiber optic faceplate is designed to enhance sharpness and image quality. The patented, cut-corner CMOS design maximizes the image area while providing increased patient comfort. And the electronics have been optimized for low power USB draw (less than 100 mA), making the ClearVision® sensor ideal for use with power-limited laptops. All are enclosed within the hermetically sealed sensor housing.



Imaging Software Comes Standard

Progeny® Imaging Software is an easy-to-learn and easy-to-use software that speeds image acquisition, diagnosis and image handling. Magnification, contrast or density adjustment, measurement assistance and annotations are just a few of the powerful tools provided. Images can be exported, emailed or printed for insurers, your patients or referrals.



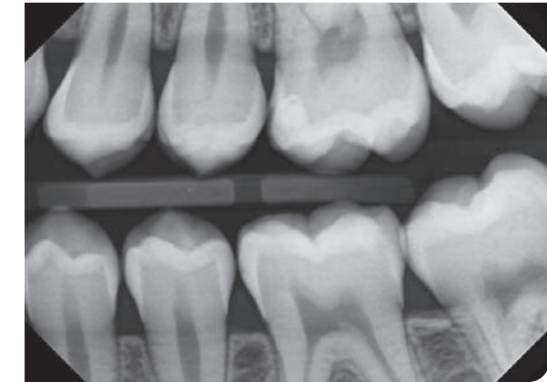
Advanced Imaging Made Easy

Advanced CMOS technology optimizes resolution while reducing noise, producing sharp, detailed images for immediate review and diagnosis. Images appear onscreen within seconds and can be magnified or enhanced without compromising the visibility of important diagnostic details. ClearVision® digital sensors are compatible with leading practice management systems.



Quality and Dependability

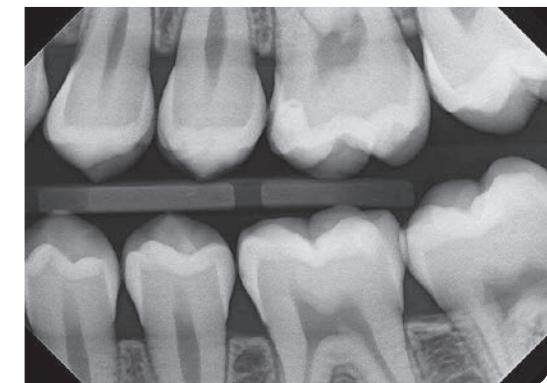
The sensor housing and cable are designed for reliability, water tight connection, and to allow for repeated immersion in disinfectants to enhance asepsis. Kevlar® strands are integrated into the design to reinforce the cabling, delivering a thin, flexible cable that offers a durable solution and internal strain relief to help ensure the integrity of the cable attachment to the sensor casing. The optional Sensor Safe® Extended Care Plan extends your sensor warranty and provides accidental damage replacement.



Clarity Image

Progeny Clarity™ Enhanced Imaging Filter

Progeny Clarity™ Filter Set brings improved visualization for more accurate diagnosis. Clarity employs multi-frequency processing and works by collecting all image information, then separating each component of the visual spectrum. The components are processed separately while unwanted diversions are minimized before reassembling the diagnostic image.



Clarity Plus Image

Clarity Filter Set for Two Treatment Options

Progeny Clarity™ reduces the amount of unwanted distractions such as ghosting, often found in overlapping bony tissue while demonstrating a wide range of grey shading.

Progeny Clarity™ Plus brings enhanced precision to patient anatomy by highly defining edges, improving the recognition of slight differences in tissue density. The Clarity Enhanced Imaging Filter Set is included with Progeny® Imaging Software and complements other common image management programs.

Specifications*

ClearVision® Digital Sensor systems include the ClearVision® Sensor, Progeny® Imaging Software, USB drive, sample sheath pack, Rinn XCP-DS Fit sensor positioning guide and sensor holder.

Film Size Equivalent:	Size 1 Size 2
Active Area:	30 mm x 20 mm (Size 1) 36 mm x 26 mm (Size 2)
Number of Pixels:	1580 lines x 1050 pixels (Size 1) 1896 lines x 1368 pixels (Size 2)
Pixel Size:	19 µm x 19 µm
Theoretical Resolution:	26 lp/mm
Levels of Gray:	4096
Dynamic Range:	71 dB
Signal-to-Noise Ratio:	55 dB
Sensor Cable Length:	.9 m or 3 m
Connection Type:	USB 2.0, High Speed
Power Supply:	+5 V, per USB 2.0 specification
Level of Protection:	IP67 (sensor only, per IEC 60529)

**Specifications subject to change without notice.*

Options

ClearVision® Laptop Suite	ClearVision® Digital Sensor System along with laptop pre-loaded with Progeny® Imaging Software, Progeny® Device Suite including TWAIN client and paired ClearVision® sensor calibration files
Sensor Safe® Extended Care Plan	Comprehensive coverage for five years if failure or malfunction due to normal use or accidental damage

Progeny® Imaging Software System Requirements

Please visit midmark.com or contact Midmark Imaging Technical Support at 847-415-9800, option 3 for updated requirements.

Integrated Imaging Management Systems

Dexis®, XLDent™, CliniView™, OneView, Eaglesoft®
Please visit midmark.com or contact Midmark Imaging Technical Support at 847-415-9800, option 3 for updates.

For additional information, contact Midmark Imaging Technical Support at 847-415-9800, option 3.

Midmark is an ISO 13485 and ISO 9001 Certified Company.
For more information or a demonstration, contact your Midmark dealer or call: 1-800-MIDMARK Fax: 1-877-725-6495
Outside the U.S.A. call: 1-847-415-9800 Fax: 1-937-526-8214
or visit our website at midmark.com

© 2014 Midmark Corporation
675 Heathrow Drive Lincolnshire, IL 60069
Products subject to improvement changes without notice.
Litho in U.S.A. 007-0887-00 Rev. D1 (4/16)

Manufactured by Midmark Corporation, Lincolnshire, IL.

Distributed by:

ICONA

DESIGNED WITH YOU IN MIND

Trade Central Business Park
Unit 12/37 Keilor Park Drive
Keilor Park Vic 3042

Ph: 1300 442 662
sales@icona.net.au
www.icona.net.au

