



**JESPI**

Electric material handling cart



# JESPI

Z105.720



5,5 km/h



600 kg



30 %



- For loads up to 1.000 kg.
- Pneumatic wheels for indoor and outdoor use.
- 5 levels speed selector.
- Wide range of loading platforms.

👁 Front view

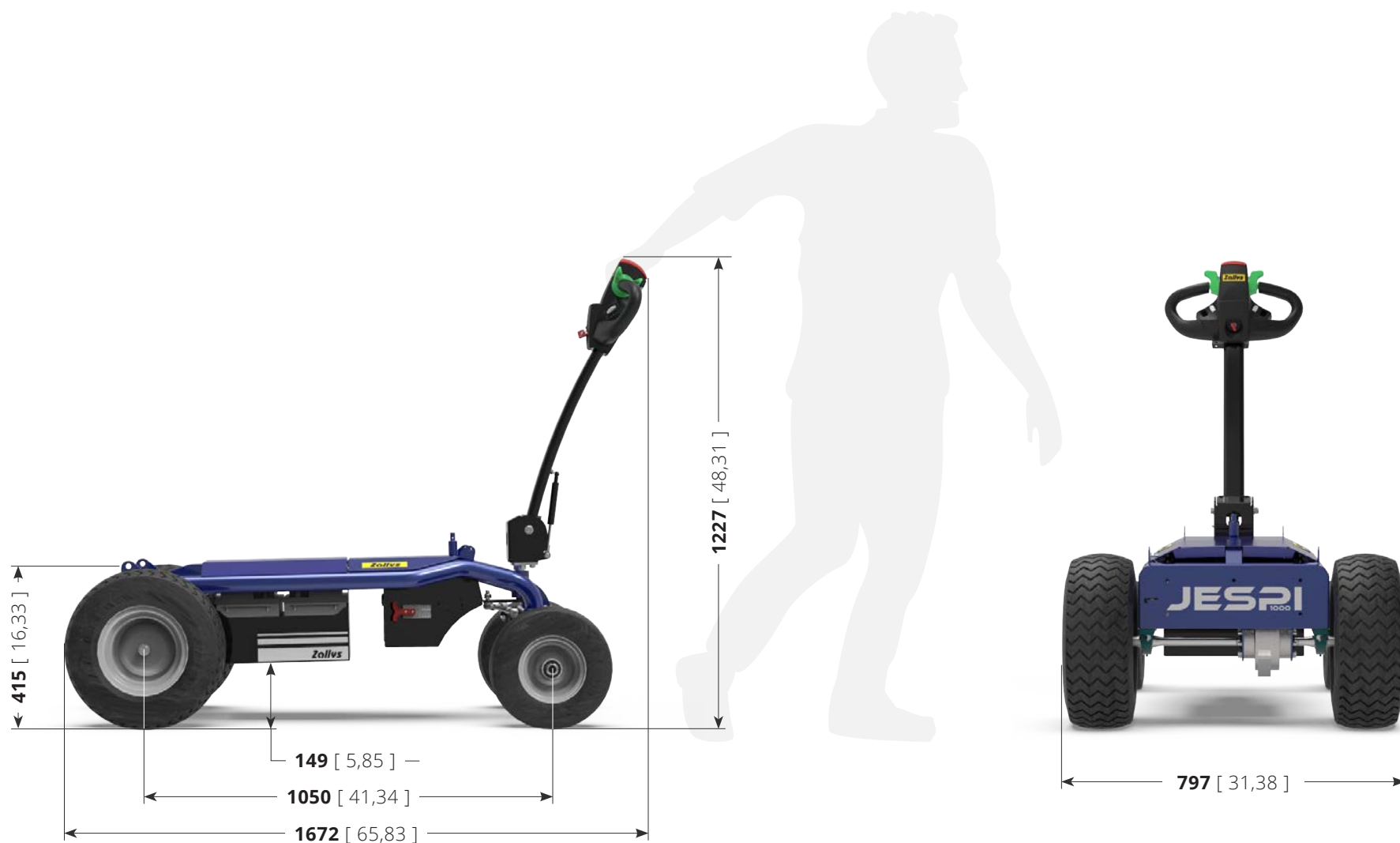


👁 Side view



👁 Rear view





**Zolllys**<sup>®</sup>

TABLE:  
**Z105.720**

Jespi

Unit: mm [inch]

## Main sectors



METALLURGICAL  
AND TURNING  
INDUSTRY



CONSTRUCTION  
WORKS



INDUSTRIAL  
MAINTENANCE



OFFSHORE  
AND OIL

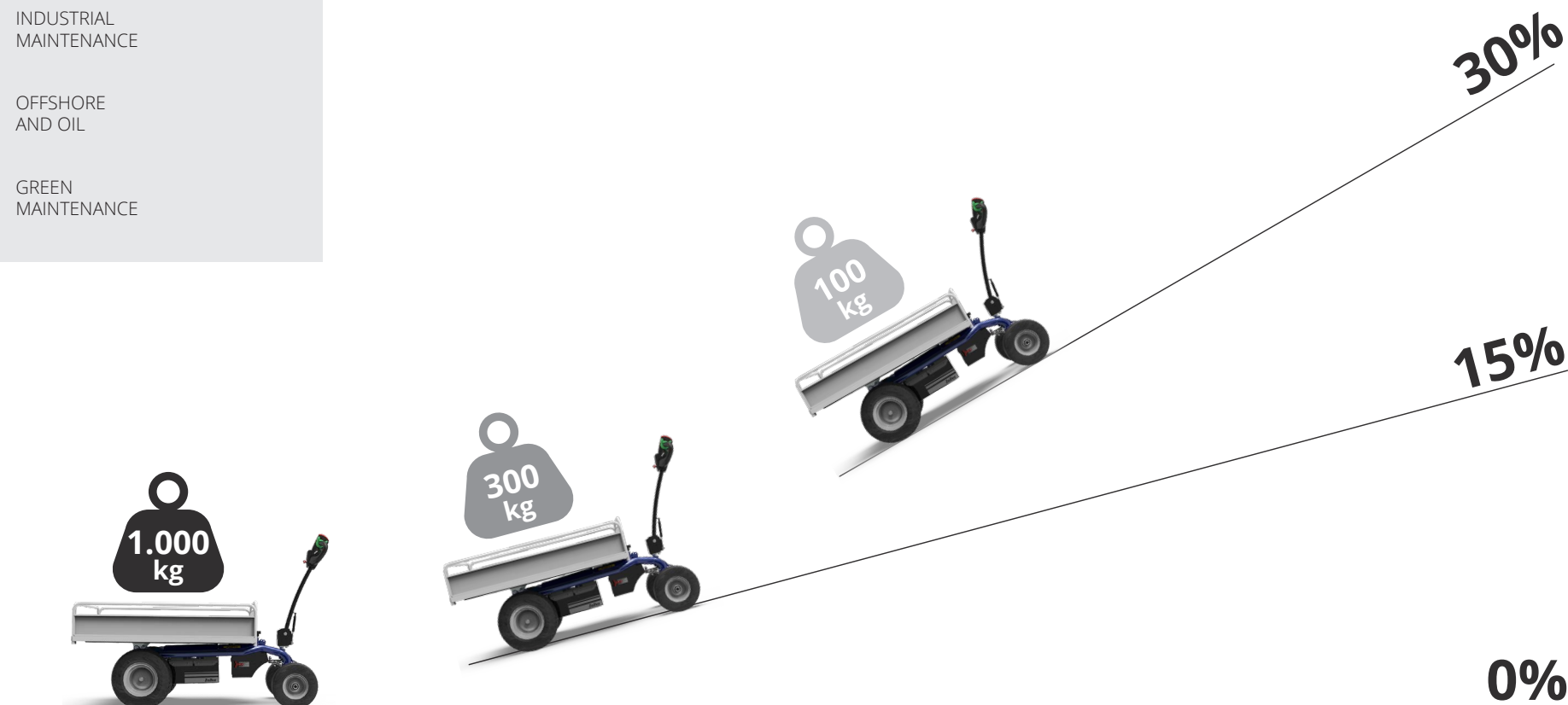


GREEN  
MAINTENANCE

## Performances on slopes

JESPI can overcome slopes up to 30%, but the load it can carry **may vary based on:**

- **terrain** on which the load is carried;
- **slope** level;
- **wheels**.



## 5 level speed adjustment

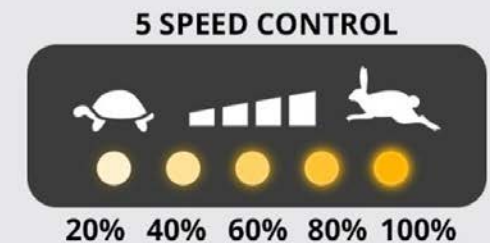
On the new **JESPI tillerhead** designed by **Zallys** there is a button for speed adjustment. By pressing it, at each click the speed will increase by one step. This allows a quick and easy selection of the correct speed based on the kind of operation. **The Flex-to-Go system** has been studied to have a better maneuverability in confined spaces and more speed on longer movements.

Each click adds **20% more speed** than the previous step.

### Speed levels:

20% - 40% - 60% - 80% - 100%

Once the speed reaches level five, at the next click it will return at level one.



## Ergonomic driving

Zallys tillerhead has been conceived and produced to make the use of the machine more ergonomical for the operator, guaranteeing the perfect **comfort on a continuative operation** during the work shift. **Its ergonomic design** puts **all control buttons at your fingertips**, a LED display with speed and battery level indicators and the power key for a fast and easy ignition. **The structure** is made of **resistant materials** in case of bumps.

Power key

5 speed  
selector

Emergency  
reverse button



Dashboard

Horn

Maintained action  
drive controls

# ACCESSORIES

## Loading platforms for every need

JESPI has a wide range of **different sized loading platforms** to fulfill every transport need. All standard platforms have **3 removable sides** to make easier the loading of materials. Moreover, it's possible to equip **JESPI** with any kind of customized machinery or equipment.





## The right wheels for every need

JESPI mounts **pneumatic wheels** as standard, suitable for both indoor and outdoor use, and guarantee the maximum grip and a very low level of vibrations. Moreover, they are really resistant and offer exceptional performances on every terrain. The **floating steering axle** gives the machine the **maximum stability** and allows an easy and precise handling of loads, even the heaviest and bulkiest ones. On request it is possible to put on a different kind of wheels, such as **Tractor wheels** for irregular or uneven terrains, or the “**non-marking superelastic**” wheels, for delicate floorings.

## Autonomy for a full working day

JESPI is powered by two 105 / 130 Ah batteries, which guarantee the machine for **8 continuative working hours operation**. Thanks to the high frequency external battery charger, the batteries are easy to charge.







## Examples of applications

---

on various productive sectors



# METALLURGICAL INDUSTRY

**Zollys**  
... the passion for moving





# CONSTRUCTION WORKS

**Zollux**  
the passion for moving







# OFFSHORE AND OIL

**Zollys**  
... the passion for moving





# GREEN MAINTENANCE

**Zollys**  
... the passion for moving









# ☆ SPECIAL APPLICATIONS

**Zallys**  
...the passion for moving







• • • the passion for moving

Zallys srl srl - Via Palazzina 1, Sarcedo  
36030 (VI) - Italia

**Contacts:**

sales@zallys.com  
+39 0445 366785

**Web site:**

[www.zallys.com](http://www.zallys.com)

