



# EVA

— SIMPLE, AFFORDABLE AUTOMATION —




AVAILABLE EXCLUSIVELY  
IN AUSTRALIA FROM



[australiseng.com.au](http://australiseng.com.au)

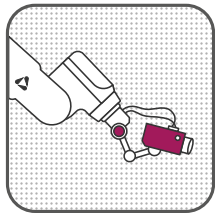
# LOW COST INDUSTRIAL AUTOMATION SOLUTIONS



Eva: the simple, low cost industrial robot.

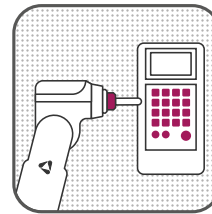
Engineered from the ground up to be **lightweight**, **user friendly** and **accessible** to all shop floor workers, Eva is programmable in under 30 minutes.

# EVA THE **AFFORDABLE** ROBOT FOR



## Inspection

Integrate Eva with a camera for quality control and inspection tasks



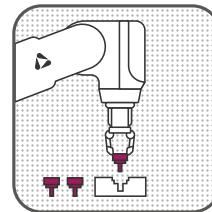
## Machine Tending

Program Eva to load or unload parts from your existing machines



## Product testing

Safely and accurately perform test sequences in a repeatable, consistent way



## Sorting

Move items into different locations based on detection of sensory inputs

# **AUTOMATE YOUR REPETITIVE TASKS TO**

- ▶ Increase throughput and efficiency
- ▶ Reduce production costs
- ▶ Free staff from manual tasks
- ▶ Remove bottlenecks in production



# CONNECTIVITY



There are multiple ways to programme Eva:

Teach by hand and fine tune with **Choreograph**, the browser-based software

Use the **REST API** and **Python SDK** to build integrations and expand the robot's capabilities further"

# SIMPLICITY



Eva's light weight and small footprint enable rapid changeovers to minimise downtime between runs, with no special technical expertise or equipment required.

Eva ideal for smaller and mid-sized manufacturing businesses with high mix, low volume runs.

**No control boxes, no pendants.**


# GETTING STARTED

## Eva also includes:

- ▶ Access to Automata's support team to assist with set-up and troubleshooting
- ▶ A lifetime Choreograph software license, including future updates and feature releases
- ▶ One year full warranty protection, including parts and labour

## In the box you will find:

- ▶ Eva, your portable six axis robot arm
- ▶ A mains power supply
- ▶ An emergency stop button
- ▶ A user manual
- ▶ A brake release lever



# PREPARING FOR INSTALLATION

For simple pick and place tasks, Eva has been designed to be installed and programmed in under 30 minutes by someone with no prior robotics experience.

For more complex projects or those requiring integration with existing machines, our in-house integrations team or one of our specialist integration partners will be able to help.

Get in touch at [sales@automata.tech](mailto:sales@automata.tech)

## Map out the process(es) you will be automating

Prioritise highly repetitive, bottleneck tasks that take up valuable human time

## Scope out technical requirements for peripherals

Understand what kind of end of arm tooling or gripper is required for your parts

## Understand integration requirements

Including parts presentation, sensors, vision, feeding systems, a PLC or other integrations

## Prepare your workspace

Install Eva on a sturdy surface, secured with M6 screws or clamps

# INTEGRATION



# SPECIFICATIONS

## Eva Desktop Robot Arm

Degrees of Freedom: 6  
Repeatability:  $\pm 0.5$  mm  
Max Payload: 1.25 kg  
Reach: 600 mm  
Installation Position: Upright  
Weight: 9.5 kg  
Joint velocity limits:  $120^\circ$  / second  
TCP speed: 1500 mm/s  
Power: 24 VDC @ 11.67A  
Power Consumption: 280 W Peak  
Footprint: 160 x 160 mm

## Electronic Interfaces

4X: Analog Inputs  
2X: Analog Outputs  
6X: Digital Inputs  
6X: Digital Outputs  
1X: E-Stop inputs  
1X: Ethernet  
1X: Wifi Card  
Tool Power: 24 VDC @ 1 A  
Base I/O Power: 24 VDC @ 1.5 A

## Operating Environment

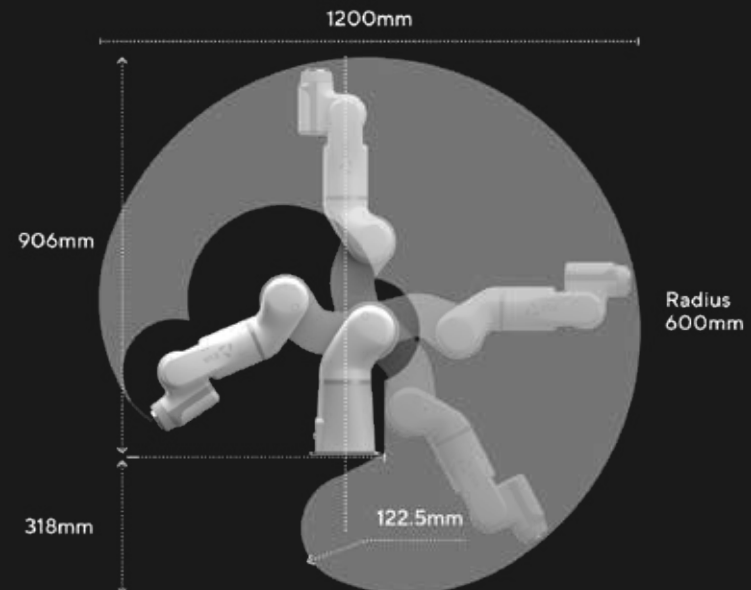
Ingress Rating: IP20  
Temperature: 5 - 30 °C  
Cabling: Max 3 m for power, e-stop, tools

## Programming

Type: Remote REST API  
Interface: GUI through web browser  
Communication: Ethernet or wifi  
Deployment: Local (installed on robot)  
Export/Import: Base64 / Javascript

## Joint Position Limits

A1:  $\pm 180^\circ$   
A2:  $-152^\circ$  /  $+70^\circ$   
A3:  $-160^\circ$  /  $+42^\circ$   
A4:  $\pm 180^\circ$   
A5:  $-159^\circ$  /  $+11^\circ$   
A6:  $\pm 180^\circ$



For more information visit our website: [automata.tech](https://automata.tech)