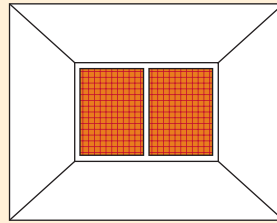


Specifications

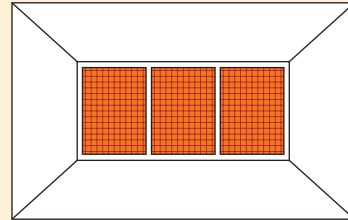
WMA (Manual Piezo Ignition)
WEA (Electronic Ignition)
WFA (Flexi Ray)

Mounting Brackets supplied with all heaters.



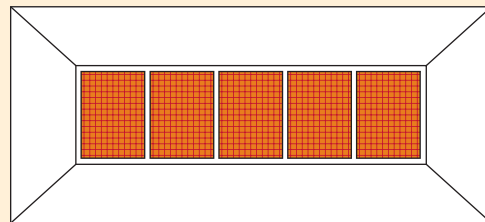
WMA / WEA / WFA 16

Input 16 MJ, 4.44 KW
Width 401mm
Height 334m (WFA Model 2030mm)
Depth 180mm (WFA Model 450mm)
Weight 5.6kg



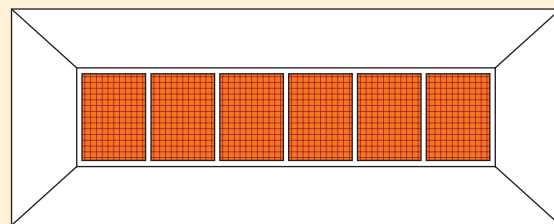
WMA / WEA / WFA 24

Input 24 MJ, 7.0 KW
Width 499mm
Height 334m (WFA Model 2030mm)
Depth 180mm (WFA Model 450mm)
Weight 6.5kg



WMA / WEA / WFA 40

Input 40 MJ, 11.11 KW
Width 695mm
Height 334m (WFA Model 2030mm)
Depth 180mm (WFA Model 450mm)
Weight 8.4kg



WMA / WEA / WFA 48

Input 48 MJ, 14KW
Width 793mm
Height 334m (WFA Model 2030mm)
Depth 180mm (WFA Model 450mm)
Weight 12.3kg

Gas Pressure (KPA)

Natural Gas
LPG

Min

0.98
2.75

Max

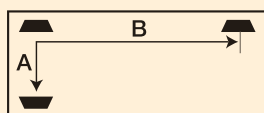
4
4

Gas Connection (all models)

Natural Gas 1/2" copper flare
LPG 3/8" copper flare

Size	Approx. Area Heated		Approx. Positioning for Total heating		Approx. Height from floor Metres	Ceiling Clearance Metres
	M2		A Metres	B		
	Spot	Total	Facing Each Other	Side by side		
16	19	25.0	8.0	6.1	2.5	1.1
24	28	37.0	9.8	7.3	2.7 - 3.4	1.1
40	47	62.0	15.0	9.0	3.4 - 4.5	1.1
48	56	74.0	17.0	10.0	3.9 - 4.9	1.1

(If insufficient ceiling clearance available use Optional heat shield)



NOTE: Minimum Mounting height above floor level is 2.5 metres.

These appliances should be installed and used in accordance with—AS5601

Manufacturer's Installation Instructions, Local Gas Fitting Regulations, Municipal Building Codes,

A.G.A. Installation Code for gas Burning Equipment, and must be installed by an authorised person.

A.G.A. Approval 5492G

AIRATHERM

AIRATHERM Pty Ltd ABN 38 005 058 364

VIC Tel: (03) 8739 5444
NSW Tel: (02) 9669 4500
SA Tel: (08) 8354 0088
WA Tel: (08) 9258 5670

E-mail: airatherm@airatherm.com.au
Website: www.superray.com.au

Distributed By: