



OWN THE WORKSITE

WITH TUTT BRYANT HIRE



THE COMPLETE PRODUCT GUIDE TO KEEP YOUR SITE MOVING

1300 137 202
tuttbryanthire.com.au

TUTT BRYANT





TUTT BRYANT



EQUIPMENT HIRE | SALES | PARTS | SERVICE



4	ACCESS
7	AIR COMPRESSORS
9	COMPACTION
13	EARTHMOVING
18	LIGHTING & POWER
19	MATERIALS HANDLING
20	PUMPS
22	SITE ACCOMMODATION
23	TRAFFIC MANAGEMENT
24	TRAILERS & WELDING
25	GENERAL HIRE
28	CAPABILITY STATEMENT
35	LOCATIONS



ACCESS EQUIPMENT

VERTICAL PERSONNEL LIFTS



ELECTRIC SLAB

Options available: non marking tyres, fly jib.

Make	Model	Reach (ft)
JLG	1230ES	12
Genie	GR-15 & 20	15-20
Haulotte	Star 8 & 10	26-30

STRAIGHT BOOM LIFTS



DIESEL ROUGH TERRAIN

Options available: non marking tyres, fly jib, high capacity baskets, hybrid, built in generator, power and air connections to basket.

Make	Model	Reach (ft)
JLG	460SJ	40+6
JLG	660SJ	60+6
JLG	M600JP	60
JLG	860SJ	80+6
JLG	1350SJ	135
JLG	1500SJ	150

1300 137 202
tuttbryanthire.com.au

SCISSOR LIFTS



ELECTRIC, DIESEL & HYBRID

Options available: narrow width and extendable deck, non marking tyres.

Make	Model	Reach (ft)	Type
JLG/Genie	1930ES/GS1932	19	Elect.
JLG/Genie	2646ES/GS2646	26	Elect.
JLG/Genie	260MRT/GS2669RT	26	Diesel
JLG/Genie	3246ES/GS3246	32	Elect.
Genie	GS3369RT	33	Diesel
Genie	GS4390	43	Diesel
JLG	M4069LE	40	Hybrid
Genie	GS5390RT	53	Diesel

CHERRY PICKERS



TRAILER MOUNTED

Types		Make	Model
Petrol	33ft	Snorkle	MHP13/35
Dual Power	33ft	Nifty	120TPE
Diesel	33ft	Snorkle	MHP13/35 V3D

KNUCKLE BOOM LIFTS



ELECTRIC SLAB & DIESEL

Options available: non marking tyres, fly jib, high capacity basket, power and air connections to basket, inbuilt generator.

Make	Model	Reach (ft)	Type
Genie	Z34/22N	34	Elect.
Genie	Z34/22IC	34	Diesel
Genie	Z40/23NRJ	40	Elect.
JLG	450AJ	45	Diesel
JLG	520AJ	52	Diesel
JLG/Genie	600AJ/Z60/34AU	60	Diesel
JLG	800AJ	80	Diesel
JLG	1250AJP	125	Diesel
Genie	Z135/70	135	Diesel

ACCESSORIES



RANGE INCLUDES:

- Heat resistant harness and lanyard
- Generator pack*
- Pipe lifters*

*Available on selected diesel boom lifts only.





AIR COMPRESSORS



PORTABLE COMPRESSORS

Options available; after cooled, oil free, high pressure, towable, skid mounted and mine spec'd.

Type	Output
Petrol	10 CFM TO 12 CFM
280V	8 CFM TO 12 CFM
3 Phase	35 CFM TO 1,500 CFM

DIESEL COMPRESSORS

Options available; after cooled, oil free, high pressure, towable and mine spec'd.

Type	Output
Diesel	100 CFM TO 175 CFM
Diesel	250 CFM TO 400 CFM
Diesel	600 CFM TO 1,300 CFM

TOOLS & ACCESSORIES



AIR HOSES

- Inline oiler
- Bull hose - 50mm
- Air line - 10mm to 19mm



AIR BREAKERS

- Hand held - light and medium
- Air rammer - pogo
- Breaker silenced - light, medium and heavy



AIR TOOLS

- Barrel grinder
- Air chisel
- Sander
- Orbital sander
- Die grinder
- Cold cut saw

- Grinder 90 degrees
- Stapler 12mm - 30mm
- Impact wrench* 10mm-50mm
- Needle gun
- Chipping hammer
- Scabblers^

* Sockets and extensions available to suit.
^ Five headed, triple headed and single.

COMPACTION





7 TONNE TO 19 TONNE

PAD FOOT VIBRATING ROLLERS

Make	Model	Operating Weight (t)
Bomag	BW124PDH-5	4
Bomag	BW177D-5	7.5
Bomag	BW211PD-5	12
Bomag	BW216PD-5	16
Bomag	BW219PD-5	19

Options available; A/C cab, 4 tonne with push blade, Oscillating Vibration, (Vario Control), and compaction aid technology.



7 TONNE TO 19 TONNE

SMOOTH VIBRATING ROLLERS

Make	Model	Operating Weight (t)
Bomag	BW177D-5	7.5
Bomag	BW213D-5	13
Bomag	BW213BVC-5*	14
Bomag	BW216D-5	16
Bomag	BW219D-5	19

Options available; A/C cab, *Oscillating Vibration, (Vario Control) and compaction aid technology.



1.4 TONNE TO 10 TONNE

TWIN VIBRATING ROLLERS

Make	Model	Operating Weight (t)
Bomag	BMP8500	1.4
Bomag	BW100AD	1.5
Bomag	BW120AD	2.7
Bomag	BW138AD	4
Bomag	BW151AD-5	7.6
Bomag	BW161ADO-5	10

Options available; plant trailer, remote control, sun canopy, TanGo oscillation vibration, smooth & pad foot and compaction aid technology.



3.0 TONNE TO 27 TONNE

MULTI TYRED ROLLERS

Make	Model	Operating Weight (t)
Sakai	TS160-2	3
Sakai	GW750*	9
Bomag	BW27RH	10-27

Options available; vibrating*, A/C cab or open cab and plant trailer.



19 TONNE TO 35 TONNE

SOIL COMPACTORS

Make	Model	Operating Weight (t)
CAT	815	19

Options available; GPS control and tilt blade.



29 TONNE

GARBAGE COMPACTORS

Make	Model	Operating Weight (t)
Bomag	BW572RB	29

Options available; tilt blade.



400KG TO 800KG

LARGE PLATE COMPACTORS

Make	Model	Operating Weight (kg)
Bomag	BPR45/55D	400kg
Bomag	BPR7070D	579kg
Bomag	BPH80/65S*	800kg

Options available; reversible, remote control* and compaction aid technology.



PETROL & DIESEL

PLATE COMPACTORS

Make	Model	Operating Weight (kg)
Bomag	BVP10/36	46kg
Bomag	BVP18/45	60kg

Options available; petrol and diesel.



68KG TO 81KG

RAMMERS & FOOT TAMPERS

Make	Model	Operating Weight (kg)
Bomag	BT65/4	68kg
Bomag	BT80D	81kg



EARTHMOVING

0.8 -
4.5t



MINI EXCAVATORS

Options available; rubber & steel tracked, blade, A/C cab or open canopy, plant trailer, quick hitch and zero swing.

Make	Model	Operating Weight (t)
Yanmar	ViO08	0.8
Yanmar	ViO17	1.7
Yanmar	ViO35	3.5
Yanmar	ViO45	4.5

5.5 -
8.0t



MINI EXCAVATORS

Options available; rubber & steel tracked, blade, A/C cab or open canopy, plant trailer, quick hitch, zero swing/minimal radius and hi speed hi rail.

Make	Model	Operating Weight (t)
Yanmar	ViO55-6B	5.5
Yanmar	ViO80	8

10 -
24t



EXCAVATORS

Options available; rubber & steel tracked, standard & zero swing, blade (on zero swing units), A/C cab and wheeled.

Make	Model	Operating Weight (t)
Yanmar	SV100	10
Sumitomo	SH135X-5	13
Sumitomo	SH130-5	13
Sumitomo	SH145X-6	14
Sumitomo	SH210	21
Sumitomo	SH225X	22
Sumitomo	SH235X	24
Sumitomo	SH240	24

30 -
35t



EXCAVATORS

Options available; steel tracked, quick hitch, A/C cab and long track.

Make	Model	Operating Weight (t)
Sumitomo	SH300	30
Sumitomo	SH330-6LC	35



WHEELED LOADERS



45KW TO 167KW LOADERS

Make	Model	Capacity (t/m ³)
Kawasaki	45ZV	5/1.6
Kawasaki	67ZV	11.5/2.0-2.2
Kawasaki	70ZV	16/2.0-3.0
Kawasaki	80ZV	18/3.0-3.5
Kawasaki	85ZV	20/3.5-4.0
JCB	3CX*	8/2.0
John Deere	315SK	8/2.0

Options available; fork, lifting jib, 4in1 bucket, quick hitch, rail clamp, backhoe*, side shift*, extendable boom and 4WD*.



WHEELED & RUBBER TRACKED

SKID STEER LOADERS

Make	Model	Type
Mustang	2012	Wheeled
Mustang	2054	Wheeled
Mustang	1650RT	Tracked
Mustang	1750RT	Tracked
Mustang	2100RT	Tracked
Mini Loaders	Various	Wheeled

Options available; A/C cab, plant trailer, mini-loaders and 4in1 buckets.



10, 12 & 14 FT BLADES

GRADERS

Make	Model	Capacity (ft)
Mitsubishi	MG460	12 & 14
NorAm	65E	10

Accessories available; ripper tyres and scarifiers.



4WD & 6WD

DUMP TRUCKS

Make	Model	Capacity (t)
Terex	TA6S**	6
Terex	TA9	9
JCB	714	14
JCB	718	18
CAT	725*	25
Volvo	A25E*	25

Options available; tailgates*, swivel bins**, 4WD & 6WD and tracked.



BOGEY AND SINGLE AXLE

WATER CARTS

Make	Capacity (t)
Towable	1,000
Single Axle	7,000
Bogey Axle	12 - 13,500
6WD Articulated	22 - 30,000

Options available; water cannon, side sprays, dribble bars, remote control and self & over filling.



RANGE INCLUDES...

ATTACHMENTS & ACCESSORIES

Hammers	Augers
Brooms	Rippers
Sieve Buckets	Tilt Buckets
Rail Tamping Heads	Sleeper Grabs
Waste Grabs	Hydraulic Grabs
Rock Grabs	Levellers
Forks	Trenchers
Compaction Plates	Compaction Wheels

1300 137 202
tuttbryanthire.com.au



LIGHTING & POWER



PORTABLE & TRAILER MOUNTED



RANGE INCLUDES...



LED RANGE INCLUDES...

GENERATORS

Size	Power	Type
2 kVA	240V	Petrol
5 kVA	240V	Petrol
8 kVA	240V	Petrol/Diesel
10 kVA	415/240V	Diesel
14-18 kVA	415/240V	Diesel
25-40 kVA	415/240V	Diesel
60-100 kVA	415/240V	Diesel
125-150 kVA	415/240V	Diesel

GENERATORS ACCESSORIES

Cable mats	Fuel cells
Distribution boards	Extension leads
Cable sets	Lead stands

LIGHT TOWERS

Type	Rating
Flood lights	1500W
Balloon lights	800-1600W
4 Head LED towers	1200W
Barrel light towers	3000W
6 Head light towers	2280W
POD Style towers	1860W

1300 137 202
tuttbryanthire.com.au

MATERIALS HANDLING



TELE HANDLERS



ALL TERRAIN, TELESCOPIC

Make	Model	Capacity (t)	Reach (m)
Manitou	MT625	2.5	6
Genie	GTH2506	2.5	6
Manitou	MT732	3	7
Manitou	MTX1030ST	3	10
JCB	541-70CS	4	7
JLG	1440	4	14
Manitou	MT1840	4	18

Options and features: buckets, forks, jibs, brooms, rotating heads, mine spec'd, air conditioned cab, hay tynes, load management systems and stabiliser legs.

FORKLIFTS



DIESEL, PETROL & DUAL FUEL

Make	Model	Capacity (t)	Fuel
Manitou	MI25G	2.5	LPG
Manitou	MI30D	3	Diesel
Toyota	427FGK25	2.5	Dual Fuel
Crown	CD40S	4	Diesel
Hyster	H4.0FT6	4	Diesel
Manitou	MH25-4T*	3	Diesel

Options and features: enclosed cab, all terrain*, bag lifter, side shift, tyne positioners, container mast, 3 stage mast, slippers, rotators.

HANDLING & LIFTING



CHAINBLOCKS, WINCHES & JACKS

Description	Capacity	Drop	Type
Chain blocks	0.5-6t	3-20m	Manual & air
Comealongs	0.75-6t	Various	Manual
Tirfors	0.75-3t	Various	Manual
Bottle Jacks	12-50t	Various	Hydraulic
Porta power rams	5-50t	45-375mm	Hydraulic
Porta power pumps	10,000psi	N/A	240V, man, air



PUMPS



STANDARD AND XH HEAD

HIGH HEAD PUMPS

Model	Flow Rate	Type
XH150	145 l/s 170m	Extra High Head Diesel
XH100	75 l/s 175mm	Extra High Head Diesel
HH220	280 l/s 130m	High Head Diesel
HH160	170 l/s 120m	High Head Diesel
HH125	45 l/s 110m	High Head Diesel
HH80	27 l/s 105m	High Head Diesel



SKID AND TRAILER MOUNTED

CENTRIFUGAL PUMPS

Model	Flow Rate	Size
CP300I	245 l/s 45m	12"/300mm
CP150I	150 l/s 53m	6"/150mm
Yakka 150 Diesel	150 max flow 120 l/s 33m	6"/150mm
Selwood S150 Diesel	88 l/s 21m	6"/150mm
CP100	45 l/s 30m	4"/100mm

Options and features: dewatering pump, transfer pumps and contractor pumps. Also available in trailer mounted with silenced and mine spec'd units available.

1300 137 202
tuttbryanthire.com.au



LIGHTWEIGHT AND PORTABLE

PETROL PUMPS

Type	Size
Trash pumps	2" to 4"
Flex drive pumps	2"
Fire fighting pumps	1" to 2"



240V AND THREE PHASE

ELECTRIC PUMPS

Type	Size
Three phase submersible	3" to 12"
Single phase submersible	1" to 12"
Puddle pumps	1"
240V Electric pumps	1.5" to 2"



RANGE INCLUDES...

PUMP ACCESSORIES

Stand pipes	Pontoons
Fuel cells	Float level switches
Foot valves	Suction strainers
Delivery hose	Suction hose

SITE ACCOMMODATION



SITE SHEDS

Type	Size Available
Site sheds, site offices and lunchrooms	3m x 3m 6m x 3m 4.8m x 2.4m
Bar fridges	BBQs
Tables and chairs	Desks
Microwaves, pie warmers	Lockers
Urns	Water fountains



CONTAINERS / STORAGE

Type	Size Available
Containers	6m x 2.4m 3m x 2.4m
Site safe	Various
Gas bottle cages	Various

Accessories available: storage racking, lock boxes and plumbers' boxes.



TOILETS AND SHOWERS

Type	
Fresh water flush toilets	Trailer mounted toilets
Disabled toilets	Ablution blocks
Sewer connect toilets	Holding tanks
Portable showers	Hot water services

1300 137 202
tuttbryanthire.com.au



TRAFFIC MANAGEMENT



RANGE INCLUDES...

MESSAGE BOARDS

Type	Size Available
Solar powered	A & C
Amber and 5 colour	A & C
Radar	A & C
Programmable messaging	A & C



RANGE INCLUDES...

TRAFFIC SIGNS

Type	
Roadworks ahead	Stop / Go sign
Workers ahead	Prepare to stop
Changed traffic conditions	Solar traffic lights



BARRIERS AND ROAD PLATES

Type	Size Available
Steel road plates	1.2m x 1.2m 1.2m x 2.4m 1.2m x 3m 1.8m x 4m
Road plate lifter	Water filled delineator
Anchor pins	Barrier boards and stands
Concrete jersey kerbs	Witches hats and bollards

TRAILERS & WELDING



TRAILERS

Type	Size
Horse float	Double
Plant trailer	1 to 5.5 tonne
Furniture trailer	3m x 1.8m
Car trailer*	3.6m x 1.8m
Box trailer^	1.8 x 1.2m 2.4 x 1.5m

*Including winch and ramps

^Caged option available.



WELDERS

Range Includes	
Petrol welders up to 275A	Diesel welders up to 575A*
MIG welders	AC/DC welders
Inverter (caddy) welders	Single and three phase welders

*Available with built-in generators and compressors



WELDING ACCESSORIES

Range Includes	
Wire feeders	Safety equipment
Extension leads	TIG
Plasma cutters	Oxy/Acetylene
Electrode ovens	Air arc gouger

GENERAL HIRE



CONCRETE LAYING

Power trowels, immersion vibrators and accessories, diamond head grinders, mixers, walking trowels, bull floats, breakers and aluminium screeds.



CONCRETE CUTTING

Masonry saws, floor saws, demo saws and brick saws.

GENERAL HIRE



CLEANING

Industrial vacuums and high pressure cleaners.



COOLING

Extraction fans and industrial fans.



DRILLS

Air drills, rotary hammer and impact drills, rota broach magnetic drill press, rota broach cutters, magnetic base drill press, impact hammer drills, electric drills and cordless drill chargers.



JACK-HAMMERS

Light, medium and heavy, points, chisels, spades and masonry drill bits.



LANDSCAPING

Whipper snipper, wheelbarrow, turf cutter, slasher, rotary hoe, rotary tiler, post hole borer/ auger, lawn leveller, leaf blower, lawn mower, lawn aerator, hole shovel, garden tools, garden hose, electric breaker and brushcutter.



PLUMBING

Stilsons, pressure test buckets, pop riveters, pipe thread cutters, pipe benders, drain cleaning rods, cement sheet cutters and bolt cutters.



SAFETY

Welding masks, warning lights, safe cages, safety harnesses, parra webbing, lanyards, electrical equipment testers, earth leakage detectors, brush cutter face shields, barricade rails and barricade posts.



SCAFFOLDING

Stair towers, ladders, aluminium trestles, aluminium planks and mobile aluminium scaffolding.



SURVEY

Theodolites, tape measures, survey levels, stand and staff, measuring wheels, laser levels and engineers levels.

1300 137 202
tuttbryanthire.com.au



TUTT BRYANT HIRE

NATIONAL NETWORK. LOCAL EXPERTISE.

Tutt Bryant Hire is the general equipment hire division of the Tutt Bryant Group.

Operating from geographically diverse location across **NSW, VIC, QLD, SA, WA** and **TAS**, in both regional and metropolitan areas. Each branch is supported by team of trade-qualified hire specialists to assist with equipment hire requirements. Tutt Bryant Hire provide a comprehensive range of equipment for hire across construction plant, compaction, access, air and power generation, light towers, site accommodation, handling and lifting equipment, scaffolding, welding and cutting equipment, traffic management, and other general hire equipment.

Our Capabilities and Commitment to Quality

At Tutt Bryant Hire, we hire more than just quality equipment. What we offer is tailored solution to your project requirements, from equipment selection to delivery, through to technical support for the duration of the projects until completion. We also have field representatives to provide advice and assistance for the wet hire (with operator) and dry hire (without operator) services. Wet hire service is only applicable to selected models. Customers are encouraged to discuss with Tutt Bryant Hire representatives on the extend of operation support availability.

All equipment available for hire at our branch are compliant with state and national regulations, as well as thoroughly serviced, maintained and cleaned after every hire. Our long term relationships with key manufacturers also enable us to provide the latest makes and models of the equipment to our customers. Some of the many brands of hire equipment we supply are JLG, Genie, Bomag, Yanmar, Sumitomo, Mustang, NorAm, Manitou and many more.

Tutt Bryant Hire capabilities and resources will help to optimise a return on investment and to minimise down time.



Our long-term relationships with key manufacturers enable us to provide the latest makes and models of the equipment to our customers.



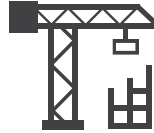
Our Industry Coverage



CONSTRUCTION /
ENGINEERING



SMALL BUSINESS /
TRADES & DIY



COMMERCIAL



MINING



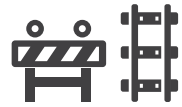
INDUSTRIAL



INFRASTRUCTURE



MARINE



ROAD / RAIL

Membership, Associations & Certifications



OUR EQUIPMENT RANGE



ACCESS

- Cherry Pickers - Trailer Mounted
- Scissors Lifts
- Knuckle Boom Lifts
- Straight Boom Lifts



EARTHMOVERS & EXCAVATORS

- Mini & Large Excavators
- Wheel Loaders
- Skid Steer Loaders
- Graders



AIR COMPRESSORS & TOOLS

- Electric, Diesel & Petrol Air Compressors
- Air Breakers
- Air Hoses
- Air Tool & Accessories



COMPACTION

- Vibrating Single Drum Rollers
- Vibrating Twin Drum Rollers
- Soil Compactors
- Multi-Tyred Rollers



GENERAL HIRE

- Power Tools
- Cooling, Heating & Cleaning Equipment
- Painting & Landscaping Equipment
- Safety Equipment



HANDLING & LIFTING

- Telehandlers
- Diesel, LPG & Dual Fuel Forklifts
- Bottle Jacks, Chain Blocks, Comealongs, Porta Power Pumps & Rams, Trifors

OUR EQUIPMENT RANGE



LIGHT TOWERS

- 4 & 6 Head LED Light Towers
- Barrel Light Towers
- Solar Light Towers



TRAFFIC MANAGEMENT

- Barriers
- Message Boards
- Road Plates
- Traffic Lights & Signs



PUMPS & GENERATORS

- Diesel & Electrical Pumps
- Petrol Pumps
- Single Phase Generator - 240v
- Three Phase Generator - 415v



SITE ACCOMMODATION

- Containers & Storage
- Site Sheds & Offices
- Portable Toilets & Showers



TRAILERS

- Plant Trailers
- Furniture Trailers
- Car Trailers & Box Trailers
- Horse Float



WELDERS & ACCESSORIES

- Petrol & Diesel Welders
- Inverter (Caddy) Welders
- Single & Three Phase Welders
- Welding Accessories



Our Safety Focus and Approach

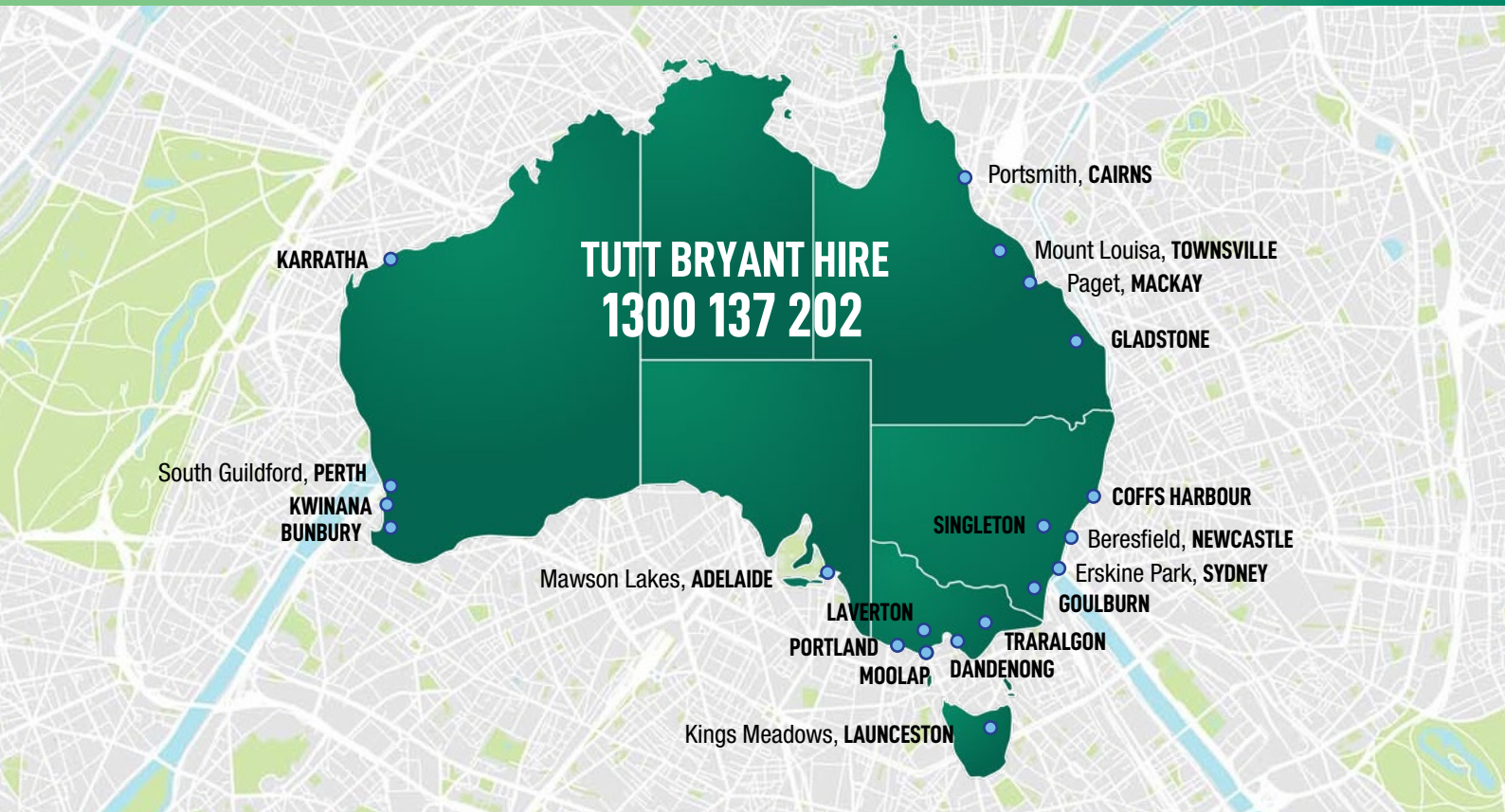
Tutt Bryant Hire strongly believes that work related injuries, property and environmental damages can be preventable. It is in our best interest to ensure our employees' occupational health and safety. We are committed to create and maintain an Incident and Injury Free (IIF) workplace by integrating the Health, Safety and Environment (HSE) Management System approach, focusing on 'Leadership Accountability' and 'Management System Processes'.

The key elements of a successful HSE management system measures:

- Safety plan and inspection checklists - Emergency response plans, evacuation procedures and safety assembly points, project shutdown operations, rescue and medical duties.
- Assign HSE duties to branch managers and/or staff.
- Risk assessments and monitoring - Eliminate potential hazards, outline areas that are not safety compliance.
- Provide adequate ongoing training on rules and safety procedures of the workplace.
- Set measurable targets and reviewed regularly by the HSE management team.
- No hazardous activities will be undertaken prior to completing the risk and safety assessment checklists.
- All operations are fully compliance with legal requirements.
- Provide visitors with thorough information on the safety and risk preventative measures, as well as the emergency procedures.
- All incidents are to be reported to the HSE management team.
- All incidents are to be identified and investigated thoroughly by the HSE management team to prevent any future recurrence.
- Provide Injury Management and Rehabilitation Program to staff as required.



Health and safety is of utmost importance; Tutt Bryant Hire is committed to create an incident and injury free workplace.



WA

BUNBURY

6-10 Hawkins St, East Bunbury
08 9796 8700
bunbury@tuttbryanthire.com.au

KARRATHA

Lot 15 Exploration Drive
08 9182 6400
krt@tuttbryant.com.au

KWINANA

1 Thorpe Way, Kwinana Beach
08 6595 2000
kwinana@tuttbryanthire.com.au

PERTH

50 Great Eastern Hwy, South Guildford
08 9478 0658
perth@tuttbryanthire.com.au

VIC

DANDENONG

80-86 Frankston Dandenong Rd
03 9554 0340
dandenong@tuttbryanthire.com.au

LAVERTON

3 Westside Drive, Laverton North
03 8388 2400
laverton@tuttbryanthire.com.au

MOOLAP

300 Portarlington Rd
03 5248 6266
moolap@tuttbryanthire.com.au

VIC

PORTLAND

8 Cellana Court
03 5526 4060
portland@tuttbryanthire.com.au

TRARALGON

37-41 Eastern Rd
03 5175 9700

NSW

COFFS HARBOUR

28A Isles Drive
02 6651 6223
coffsharbour@tuttbryanthire.com.au

GOULBURN

99 Robinson Street
02 4823 4111
goulburn@tuttbryanthire.com.au

NEWCASTLE

11 Bowden Way, Beresfield
02 4903 8555
newcastle@tuttbryanthire.com.au

SINGLETON

59 Maggie St
02 6571 0700
singleton@tuttbryanthire.com.au

SYDNEY

60 Tyrone Place,
Erskine Park
02 8777 0300
sydney@tuttbryanthire.com.au

SA

ADELAIDE

908 Main North Road, Mawson Lakes
08 8162 0930
adelaide@tuttbryanthire.com.au

TAS

LAUNCESTON

11 Connector Park Dr, Kings Meadows
0417 769 460
launceston@tuttbryant.com.au

QLD

CAIRNS

Cnr Lyons and Hartley Sts
Portsmith
07 4052 4488
portsmith@tuttbryanthire.com.au

GLADSTONE

57 Lord St
07 4970 3444
gladstone@tuttbryanthire.com.au

MACKAY

189 Boundary Rd, Paget
07 4952 8000
mackay@tuttbryanthire.com.au

TOWNSVILLE

19-21 Ronald Ct, Mt Louisa
07 4727 3888
townsville@tuttbryanthire.com.au

The background features several large, light grey, organic shapes on a dark grey background. These shapes resemble stylized flames or abstract forms, with some having pointed tips and others being more rounded. The shapes are layered, creating a sense of depth.

www.tuttbryanthire.com.au