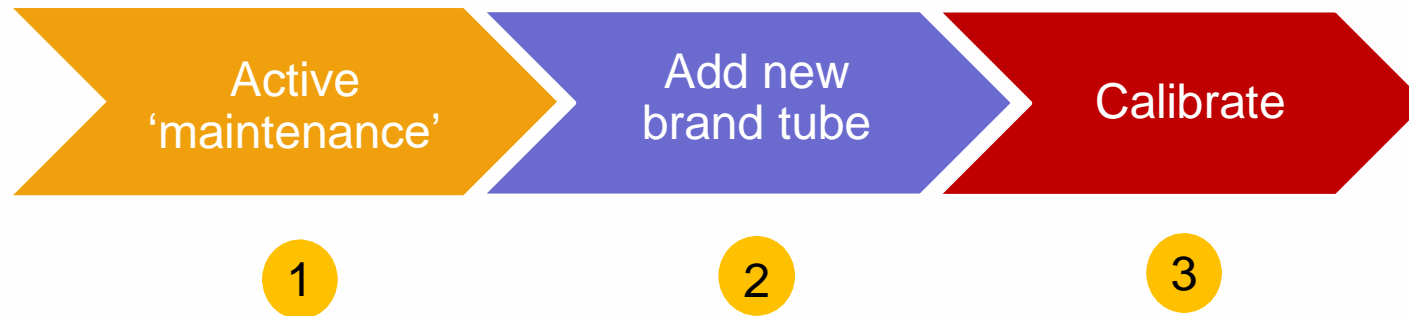


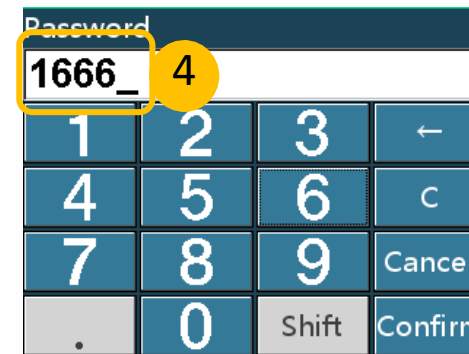
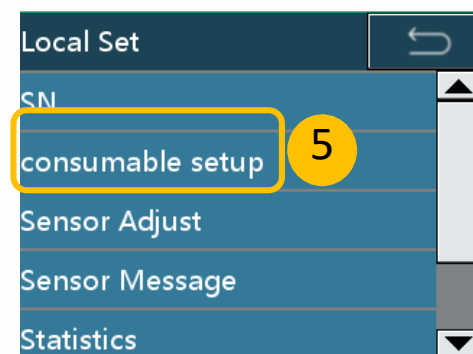
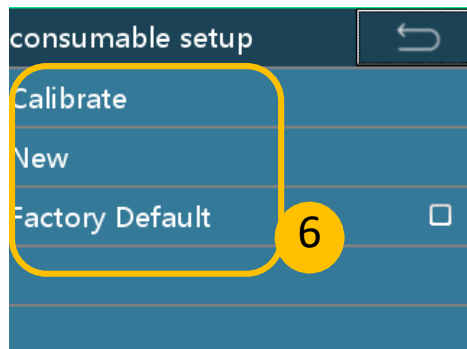
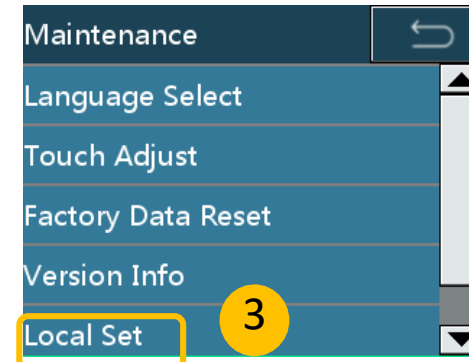
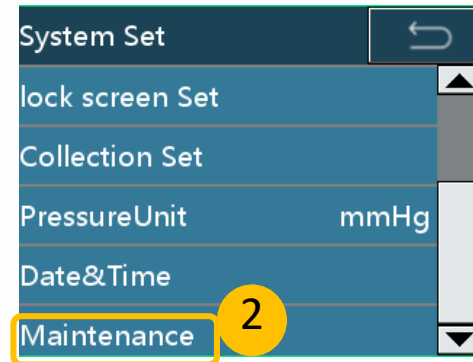
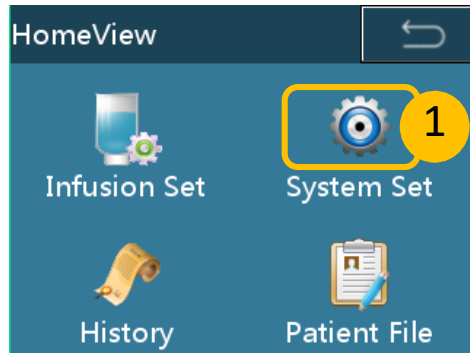
Calibration procedure

Calibration for **SYS-6010**



Calibration procedure

Active
'maintenance'



Calibration procedure

Add new brand tube

consumable setup

Calibrate

New **1**

Factory Default

Use bubble scheme

New

Edit **2**

Factory Data Reset

Volume 15.74 mL

Purge Start Purge

Start/Stop Cal

Edit

Common Info More

Producer **3**

Model

Size **4**

0 Press 165

Producer

MC_

1 .,	2 ABC	3 DEF	←
4 GHI	5 JKL	6 MNO	C
7 PQRS	8 TUV	9 WXYZ	Cancel
*	0 _	Shift	Confirm

Size (dots) (10-60)

20

1	2	3	←
4	5	6	C
7	8	9	Cancel
.	0	Shift	Confirm

Edit

Common Info More

Producer MC

Model

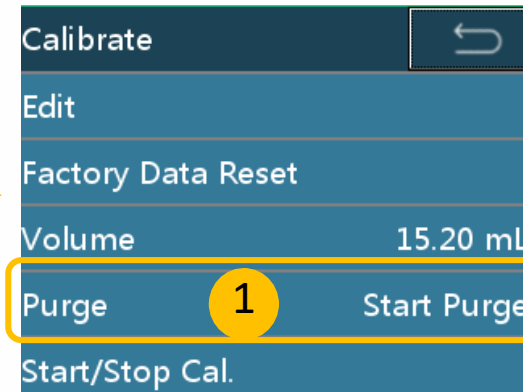
Size 20

0 Press 165

Calibration procedure



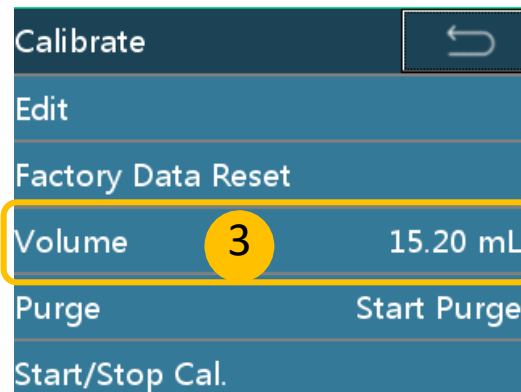
Install infusion set



Purge the air out of the tube



Stop purge
Put the IV in the cup



Use a measure cup to measure the volume during cali.

