

# YOUR FREE CHOICE IN ROBOTS



# YOUR FREE CHOICE IN ROBOTS

Sepro equips all kinds of injection molding machines, new or existing machines in all sizes (up to 5000 Tons) and all brands.

Sepro offers the most extensive range of robots on the market, including 3-axis, 5-axis and 6-axis robots, all controlled by the same user-friendly Visual control system.

PREMIUM	6X Visual	6-Axis	20 - 5000 T	Visual 3
	7X Line	5-Axis	700 - 5000 T	
	5X Line	5-Axis	30 - 800 T	
	IML/Packaging	Side Entry	100 - 500 T	
TECHNOLOGY	S7 Line	3-Axis	700 - 5000 T	Visual 2
	S5 Line	3-Axis	30 - 800 T	
	5 Dual Arm	5-Axis	30 - 500 T	
	Multi Inject	Bi-injection	100 - 1200 T	
UNIVERSAL	Strong	3-Axis	700 - 2800 T	Touch 2
	Success	3-Axis	20 - 700 T	
	S3 Picker	CNC	20 - 200 T	Touch Picker
	S5 Picker	CNC	20 - 200 T	
ENTRY	SR55 - SR65 - SR85	Pneumatic	20 - 400 T	MPA2P

# VISUAL, THE UNIVERSAL CONTROL PLATFORM

Specially developed by Sepro for injection molding machines, the Visual control system makes it easier to use and program your robots.



- **Touch 2 / Touch Picker** is simple and intuitive to create simple pick and place cycles in just minutes.
- **Visual 2** system is the fast and intelligent control to program 3-axis to 5-axis automation systems.
- **Visual 3** offers even higher performance and extra features.

# SOLUTION BY SEPRO AUTOMATION



SOLUTION BY SEPRO answers the automation requirements of your plastic injection molding machines by proposing a global offer - Robot Sepro and Automation Sepro - specially designed to automate production.

**SOLUTION BY SEPRO**, is a complete package: robot, peripherals, automation and services to suit your requirements.



We work together to see your projects from research to completion and support you in the optimization of your production tools.



Scan and See  
SOLUTION by Sepro !

## A WIDE RANGE OF AUTOMATION SYSTEMS :

- EOAT for parts and inserts
- Overmolding stations
- Conveyor systems
- Stacking cells
- Specific stations
- Complete turnkey automation solutions



## 3-AXIS ROBOTS

Success 5 - Success 7 - Success 11  
Success 22 - Success 33



The Success range is a range of 3-axis robots specially designed for simple pick & place and stacking applications. These universal and general purpose robots offer three servo-driven axes and all the performance and reliability you expect from Sepro.

Touch 2 - Visual 2 (option) control system.

Success 5	Success 7	Success 11	Success 22	Success 33
Mold clamping force (T - Metric Tons)				
20 - 80	20 - 80	80 - 180	150 - 400	300 - 700
Horizontal stroke (mm) - Can be adapted by 500 mm steps				
1000 - 1500	1000 - 2000	1500 - 3500	1500 - 5500	2000 - 6000
Demold stroke (mm)				
400	400	500	700	900
Vertical stroke (mm) - Direct arm				
1000	800	1000	1400	1600
Maximum load (parts + EOAT) (kg)				
3	3	5	10	15
R1 pneumatic rotation (0-90°)				
✓	✓	✓	✓	✓
Compact beam-mounted control cabinet				
✓	✓	✓	✓	✓

## 3-AXIS ROBOT

Strong 40 - Strong 50 - Strong 60



The Strong range benefits from the design technology of Sepro's new large robot platform.

These 3-axis robots, available in 3 sizes, are an efficient and competitive solution for all simple pick-and-place and stacking applications.

Touch 2 - Visual 2 (option) control system.

Strong 40	Strong 50	Strong 60
Mold clamping force (T - Metric Tons)		
700 - 1000	1000 - 1600	1600 - 2800
Horizontal stroke (mm) - Can be adapted by 500 mm steps		
2500 - 10000	3000 - 10000	3500 - 10000
Demold stroke (mm) - Transversal layout		
1100 - 1300 (LD)	1300 - 1500 (LDV)	1600 - 1800 (LDV)
Vertical stroke (mm) - Telescopic arm		
1800 - 2000 (LV)	2000 - 2500 (LDV)	2500 - 3000 (LDV)
Maximum load (parts + EOAT) (kg)		
20	40 - 35 (LDV)	50 - 40 (LDV)
R1 pneumatic rotation (0-90°)		
✓	✓	✓
Compact beam-mounted control cabinet		
✓	✓	✓

LD: Long demolding Version

LV: Long vertical Version

LDV : Long vertical and demolding version

### 3-AXIS ROBOT

S5-15 - S5-25 - S5-35



The 3-axis S5 Line range brings you the best of Sepro's technology in a slick designed and high-performance robot. Reliable, fast and precise, these robots are perfectly adapted to complex applications.

➤ Visual 2 - Visual 3 (option) control system.

S5-15	S5-25	S5-35
Mold clamping force (T - Metric Tons)		
30 - 180	120 - 450	350 - 800
Horizontal stroke (mm) - Can be adapted by 500 mm steps		
1500 - 4000	1500 - 6000	2000 - 9000
Demold stroke (mm) - Transversal layout		
500	700	900
Vertical stroke (mm) - Direct arm		
1000	1200	1400
Maximum load (parts + EOAT) (kg)		
5 - 3 (S)	10	15 - 20 (HL)
R1 pneumatic rotation (0-90°)		
✓	✓	✓
Compact beam-mounted control cabinet		
✓	✓	✓

S: Speed version  
HL: Heavy Load Version

### 3-AXIS ROBOT

S7-45 - S7-55 - S7-75



The S7 Line is the new generation of large, 3-axis robots that benefit from the latest technology and high-end design and finishings.

These robots can be adapted to the most specific applications (axial layouts, dual arm, dual mobile, etc.) and are designed for maximum reliability.

➤ Visual 2 - Visual 3 (option) control system.

S7-45	S7-55	S7-75
Mold clamping force (T - Metric Tons)		
700 - 1300	1200 - 2500	2300 - 5000
Horizontal stroke (mm) - Can be adapted by 500 mm steps		
3000 - 10000	3500 - 10000	4000 - 10000
Demold stroke (mm) - Transversal layout		
1100 - 1300 (LD)	1500 - 1700 (LD)	2000 - 2500 (LD)
Vertical stroke (mm) - Telescopic arm		
2200 - 2500 (LV)	2500 - 3000 (LV)	
Vertical stroke (mm) - Telescopic compact arm		
		3600 - 3200 (LD)
Maximum load (parts + EOAT) (kg)		
30 - 40 (HL)	40 - 60 (HL)	75
R1 pneumatic rotation (0-90°)		
✓	✓	
Floor-standing control cabinet		
		✓
Armario de control en el suelo		
✓	✓	✓

LD: Long demolding Version  
LV: Long vertical Version  
HL: Heavy load Version

### 5-AXIS ROBOT

5X-15 - 5X-25 - 5X-35



Designed for both complex and universal applications, the 5X Line 5-axis robot range is based on Sepro's 3-axis Cartesian platform and is equipped with a 2-axis Stäubli CNC wrist. These high-performance and flexible robots are perfect for all applications that require multi-positioning and path tracking in the mold or outside the molding machine.

➤ Visual 3 control system.

	5X-15	5X-25	5X-35
Mold clamping force (T - Metric Tons)	30 - 180	120 - 450	350 - 800
Horizontal stroke (mm) - Can be adapted by 500 mm steps	1500 - 4000	1500 - 6000	2000 - 9000
Demold stroke (mm) - Transversal layout	500	700	900
Vertical stroke (mm) - Direct arm	1000	1200	1400
Maximum load (parts + EOAT) (kg)	5	10	15 - 20 (HL)
R1 servo rotation (0 - 180°) + R2 (0 - 270°) Stäubli	✓	✓	✓
Floor-standing control cabinet	✓	✓	✓

HL: Heavyload Version

### 5-AXIS ROBOT

7X-45 - 7X-55 - 7X-100 XL



The 7X Line robots are the perfect combination of Sepro's new, 3-axis large robot range and a Stäubli 2-axis CNC wrist. The premium, flexible and high-precision 7X Line robots are the perfect choice for handling technically demanding parts in the mold or in downstream applications; they also allow quicker mold changes and anticipating future production runs.

➤ Visual 3 control system.

	7X-45	7X-55	7X-100 XL
Mold clamping force (T - Metric Tons)	700 - 1300	1200 - 2500	2300 - 5000
Horizontal stroke (mm) - Can be adapted by 500 mm steps	3000 - 10000	3500 - 10000	4000 - 10000
Demold stroke (mm) - Transversal layout	1100 - 1300 (LD)	1500 - 1700 (LD)	2000 - 2500 (LD)
Vertical stroke (mm) - Telescopic arm	2200 - 2500 (LV)	2500 - 3000 (LV)	
Vertical stroke (mm) - Telescopic compact arm			3200 - 3600 (LV)
Maximum load (parts + EOAT) (kg)	40 - 30 (LV - LD)	60 - 40 (LV - LD)	100 - 75 (LV)
R1 servo rotation (0 - 180°) + R2 (0 - 270°) Stäubli	✓	✓	✓
Floor-standing control cabinet	✓	✓	✓

LD: Long demolding Version  
LV: Long vertical Version

# 6X VISUAL

PREMIUM

## 6-AXIS ROBOT


6X-70 - 6X-140 - 6X-170 **NEW**  
 6X-205 - 6X-270 - 6X-315 - 6X-400



The small 6-axis robot Sepro-Yaskawa ideally combine quality and durability at the best price to satisfy the requirements of general and automotive applications.

The large-sized arms are especially adapted to offer a large work envelope and wide radius of action for IMM's. 6X Visual Yaskawa equip IMM from 20 to 5000 tons.

➤ Visual 3 control system.



6X-70		6X-140		6X-170		6X-205		6X-270		6X-315		6X-400									
Mold clamping force (T - Metric Tons)																					
20 - 200		80 - 200		150 - 500		500 - 1000		800 - 2000		1000 - 2000		1500 - 5000									
Versions																					
6X-70		6X-70L		6X-140		6X-170		6X-170L		6X-205		6X-205L		6X-270		6X-270L		6X-315		6X-400	
Maximum load (kg)																					
5		5		12		24		10		50		35		180		120		165		120	
Radius of action (mm)																					
706		895		1440		1730		2010		2061		2538		2702		3058		3140		4004	
Repeatability (ISO9283)																					
+/- 0,02		+/- 0,03		+/- 0,08		+/- 0,06		+/- 0,08		+/- 0,07		+/- 0,2		+/- 0,2		+/- 0,2		+/- 0,2		+/- 0,2	
Protection category (*wrist)																					
IP65/IP67		IP54/67		IP54/67		IP54/67		IP54/67		IP54/IP67		IP54/IP67		IP54/IP67		IP54/IP67		IP54/IP67		IP54/IP67	
Type of installation :																					
✓		✓		✓		✓		✓		✓		✓		✓		✓		✓		✓	
- Side Entry Ceiling*																					
✓		✓		✓		✓		✓		✓		✓		✓		✓		✓		✓	
- Top Entry (on IMM's fixed plate)																					
										✓				✓				✓		✓	
Floor-standing control cabinet																					
✓		✓		✓		✓		✓		✓		✓		✓		✓		✓		✓	

\* Contact Sepro

### 6-AXIS ROBOT

6X-60 - 6X-90  
6X-160 - 6X-200



The range of 6-axis polyarticulated robots: 6X Visual combined with the Sepro Visual 3 control platform offers a Premium solution for carrying out all tasks, from simple unloading to more complex applications. Sepro Stäubli polyarticulated robots are quick and precise. They are designed with a closed and naturally clean structure (ISO 5 as standard) for equipping 20-tonne to 1300-tonne injection molding machines.

➤ Visual 3 control system.

6X-60	6X-90	6X-160	6X-200
Mold clamping force (T - Metric Tons)			
20 - 100	80 - 200	150 - 500	500 - 1300
Versions			
6X-60	6X-60L	6X-90L	6X-90XL
6X-160	6X-160L	6X-200	6X-200L
Maximum load (kg)			
9	5	15	9
34	28	130	80
Radius of action (mm)			
670	920	1200	1450
1710	2010	2194	2594
Repeatability (ISO9283)			
+/- 0,02	+/- 0,03	+/- 0,035	+/- 0,04
+/- 0,05	+/- 0,05	+/- 0,06	+/- 0,10
Protection category (*wrist)			
IP65/IP67	IP65/IP67	IP65/IP67	IP65/IP67
Type of installation :			
✓	✓	✓	✓
- Side Entry Ceiling			
✓	✓	✓	✓
Floor-standing control cabinet			
✓	✓	✓	✓

\* Contact Sepro

## SPEED ENTRY

### SIDE ENTRY ROBOTS

Speed-Entry is a range of side-entry robots specially designed for high speed picking & placing of packaging parts. The modular design makes it suitable for any type of layout. There are different versions capable of simple unloading of single-plate or double-plate molds for the different production needs.

➤ Visual 3 control system.

## IML

### IN-MOLD-LABELLING SYSTEM

Sepro IML is the solution developed in cooperation with Machines Pagès, expert in IML systems, for placing flat or wrap-round labels on lids, pails or tub type parts, for use in the packaging industry.

The mechanical architecture of the system includes a Sepro Cartesian side-entry robot and a standard distribution, transfer and loading / unloading module for labels, supplied by Machines Pagès.


➤ Visual 3 control system.





### 3-AXIS ROBOT

Multi Inject 20 - Multi Inject 30  
Multi Inject 40



The Multi Inject robots are specially designed for transverse unloading the mold without touching the secondary vertical injection unit of the IMM.

These robots are designed with a demolding arm that slides on the horizontal axis for top entry access into the mold. They are more economic than a side-entry robot and also benefit from the flexibility of a 3-axis Cartesian robot.

Visual 2 - Visual 3 (option) control system.

	MI-20	MI-30	MI-40
Mold clamping force (T - Metric Tons)	100 - 250	200 - 500	350 - 1000
Horizontal stroke (mm) - Can be adapted by 500 mm steps	2000 - 5000	2500 - 5000	2500 - 6000
Demold stroke (mm) - Transversal layout	700	900	1200
Vertical stroke (mm) - Direct arm	1400	-	-
Vertical stroke (mm) - Telescopic arm	-	1800	2500
Maximum load (parts + EOAT) (kg)	10	15	30
R1 pneumatic rotation (0-90°)	✓	✓	✓
Compact beam-mounted control cabinet	✓	✓	✓

### 5-AXIS ROBOT

5 Dual Arm 11 - 5 Dual Arm 25  
5 Dual Arm 35



The 5 Dual Arm robots provide a solution for specifically equipping injection molding machines for simple unloading of three-plate molds.

These robots are designed from a 3-axis Cartesian robot with a servo controlled main arm equipped with a pneumatic rotation (0-90°) for picking and placing parts from a 2-axis secondary sprue picker arm. Simultaneous control of the 5 axes optimizes work time in the mold.

Visual 2 - Visual 3 (option) control system.

	5DA-11	5DA-25	5DA-35
Mold clamping force (T - Metric Tons)	30 - 150	100 - 300	250 - 500
Horizontal stroke (mm) - Can be adapted by 500 mm steps	1500 - 3500	2000 - 6000	2500 - 6000
Demold stroke main and sub arm shared (mm)	500	490	750
Vertical stroke main arm (mm) - Direct arm	1000	1200	1400
Vertical stroke sub arm (mm) - Direct arm	5	10	15
Vertical stroke sub arm (mm) - Telescopic arm	1000	-	-
Maximum load (parts + EOAT) (kg)	-	1400	1400
R1 pneumatic rotation on main arm (0-90°)	✓	✓	✓
Floor-standing control cabinet	✓	✓	✓

## S5 PICKER

### 3 LINEAR CNC-AXIS PICKER

S5 Picker is a fast and versatile beam-mounted Cartesian sprue picker with 3 numeric axes. Designed like a small Sepro robot, it can be integrated in the IMM with a chute for evacuating sprues. With the extended stroke version, the sprues can be evacuated directly outside the IMM.



➤ Touch Picker control system.

### S5 PICKER

Mold clamping force (T - Metric Tons)	20 - 200
Horizontal stroke (mm)	600 - 1000
Demold stroke (mm)	400
Vertical stroke (mm) - Direct arm	1000
Maximum load (parts + EOAT) (kg)	1
Sprue gripper with control sensor	✓
Compact beam-mounted control cabinet	✓

## S3 PICKER

### 3 CNC-AXIS PICKER

The S3 Picker is a 3-axis servo sprue picker that offers high performance and productivity for simple part or sprue picking. This CNC picker offers short mold in and out times, a precise repeatability and a perfect reliability and durability.



➤ Touch Picker control system.

### S3 PICKER

Mold clamping force (T - Metric Tons)	20 - 200
B Rotation (°)	100
Demold stroke (mm)	400
Vertical stroke (mm) - Direct arm	1000
Maximum load (parts + EOAT) (kg)	1
Sprue gripper with control sensor	✓
Compact mounted control cabinet	✓

## SR-55 - SR-65 - SR-85

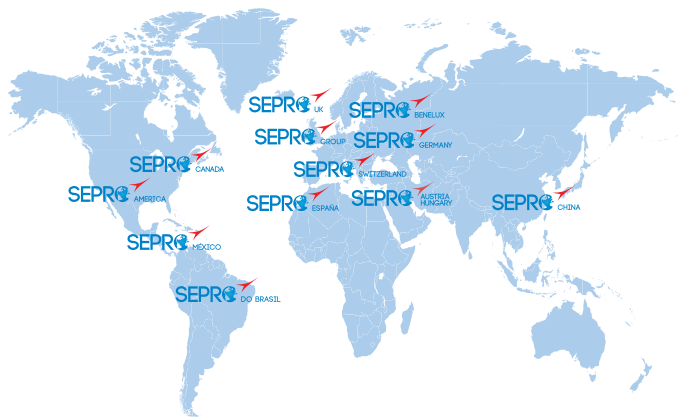
### PNEUMATIC PICKER

Sepro pneumatic sprue pickers are reliable, high-performance machines. Simple set up of strokes and origins, electronic sprue detection and wrist rotation at 90° make them easy-to-use.



➤ MPA2P control system.

	SR-55	SR-65	SR-85
Mold clamping force			
20 - 150	100 - 250	200 - 400	
Vertical stroke (mm)			
0 - 550	0 - 650	0 - 850	
Horizontal stroke (mm)			
0 - 75	0 - 125	0 - 125	
Swing angle - Quick simple adjustment - Operator or non operator side			
50° - 90°	45° - 90°	45° - 90°	
Maximum load (kg)			
1	2	2	
Minimum take-out time (s)			
0,7	1,3	1,7	
Air pressure (bar)			
4 - 6	4 - 6	4 - 6	



**France (Head office)** - Sepro Robotique - (33) 2 51 45 47 00  
sepro@sepro-group.com

**Germany** - Sepro Robotique GmbH - (49) 6074 696 520  
seprogbh@sepro-group.com

**Benelux** - Sepro Benelux - (32) 477 648 512  
seprobenelux@sepro-group.com

**UK** - Sepro Robotique Ltd - (44) 1908 223 116  
ltd@sepro-group.com

**Austria Hungary** - Sepro Robotique - (36) 303 001 219  
seproaustriahungary@sepro-group.com

**Switzerland** - Sepro Robotique - (41) 79 243 80 81  
seproswitzerland@sepro-group.com

**Spain** - Sepro Robótica SL - (34) 91 323 37 65  
seprorobotica@sepro-group.com

**USA** - Sepro America L.L.C - (1) 412 459 0450  
info@sepro-america.com

**Canada** - Sepro Canada Inc - (1) 514 515 9349  
seprocanada@sepro-group.com

**Mexico** - Sepro Robótica de México - (52) 1 (442) 405 09 43  
sepromexico@sepro-group.com

**Brazil** - Sepro do Brasil - (55) 11 4815 4157  
seprodobrasil@sepro-group.com

**China** - Sepro China Corporation - (86) 137 64 78 14 87  
(86) 138 16 14 86 64 - seprochina@sepro-group.com

[www.sepro-group.com](http://www.sepro-group.com)

