

# AC4 BED

The AC4 Bed offers a perfect blend of modern design, clinical-grade functionality, and everyday practicality. It's a dependable choice for aged care and residential environments. With a sleek gunmetal frame and optional teak surrounds or upholstered panels, the AC4 delivers a warm, homely feel that fits seamlessly into any interior setting.

Built with trusted TiMotion electronics, the bed provides smooth, reliable adjustments and is designed for long-term performance with minimal maintenance required.

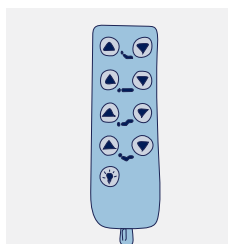


**10** YEAR WARRANTY  
Frame

**5** YEAR WARRANTY  
Electronics

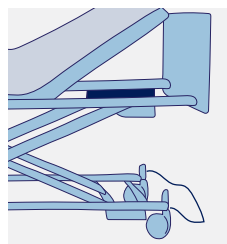
**1** YEAR WARRANTY  
Handset





### Designed for Carers and Residents

TiMotion electronics are up to 20% faster than other brands, saving carers time. Simple and intuitive handset is easy to operate.



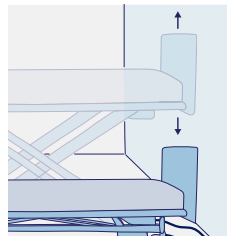
### Considered Cable Management

Ensures cables are kept safely out of the way, minimising damage and downtime.



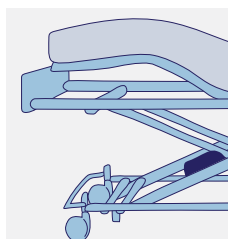
### Maintains Infection Control

Wipe-clean mattress platform allows easy cleaning for infection control compliance.



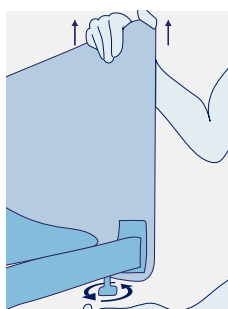
### Ensures Wall Protection

Wall locator bar included. Bed rises vertically, thereby minimising costly wall collisions while maximising functional bedroom space at the foot-end.



### Easy Access to the Control Box

The control box is located conveniently within reach underneath the foot section, allowing easy access for maintenance staff.

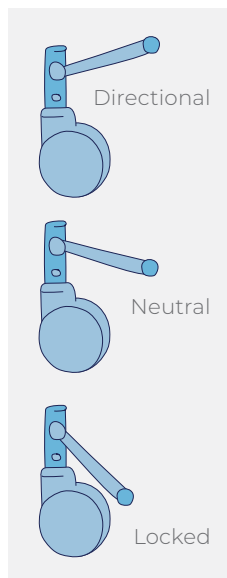


### Personalised Sleeping Solution

Quick-attaching and easily removable headboards and footboards.

200mm mattress platform extension caters for taller residents.

Optional upholstered Allure surround for an alternative homely style.



### Enhanced Manual Handling

#### 125mm Twin Castors

Offer lower rolling resistance for easier bed repositioning.

#### Central Locking - Total and Directional

Activated centrally via an easily accessible full-width foot pedal, push down for total lock, or lift up for directional lock to facilitate safe and easy tracking through corridors and doorways.

## ACCESSORIES



### Upholstered Allure Surround

Single BEA829150  
King single BEA829160



### Clamp-on Bed Rail

BEA829105




### Self-help Pole

BEA829140



### Universal 3/4 Folding Bed Side Rails

BEA829100



### IV Pole

BEA029710



### Battery Back-up

GSP405130

Code	Mattress Dimensions	Overall Length	Overall Width	Height Range	Backrest Angle	Knee Raise Angle	Product Weight
Single BEB050400	2000 x 900	2100*	920	300 - 730	70°	40°	112kg
King Single BEB050410	2000 x 1060	2100*	1070	300 - 730	70°	40°	116kg

All measurements are in millilitres unless otherwise specified | \*External length of 2100mm + 200mm extension