


# ENERPAT

# ENERPAT

# Wood Shaving Machines


EWS-Series

全球公司



# COTENTS


- 01 Photos
- 02 Specification
- 03 Configuration
- 04 Customer Case





EWS-7.5

**ENERPAT**





EWS-15


**ENERPAT**





EWS-30


**ENERPAT**





EWS-37

**ENERPAT**






# Cutter Head



**ENERPAT**





# Cutter Head




**ENERPAT**








# Blades








# Blades

**ENERPAT**









# Technical Specification




Model	EWS-7.5	EWS-15	EWS-30	EWS-37	EWS-45
Motor Power (kw)	7.5	7.5+7.5	7.5+7.5+7.5+7.5	18.5+18.5	7.5×6
Hopper Drive	Rocker Link	Steel Chain	Steel Chain	Hydraulic Ram	Steel Chain
Hopper Size (mm)	1000×500	1400×600	1400×600	1400×450	2200×600
Shaft Quantity(Pcs)	1	2	4	4	6
Capacity(kgs/h)	300	600-800	1200-1500	1000-1300	2000-2500
Machine Size(mm)	3300×1100×1550	3400×1650×1550	3800×1650×1550	4800×1200×1800	6120×1750×1640
Machine Weight(kgs)	1700	2000	3000	3500	5400

# Optional Configuration



**Schneider**  
Electric

PLC




**Schneider**  
Electric

Touch Screen



**SIEMENS**

Motor



**OMRON**

Switch




**Rexroth**  
Bosch Group

Valves



**ENERPAT**

Cylinders




**HYDAC**


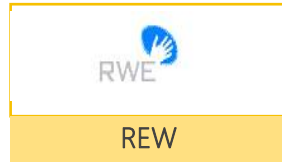
Filters



**Hallite**  
Former Advanced Sealing Technologies

Sealing







**THANKS AND WELCOME**

**ENERPAT GROUP UK LTD**

