

Gaufriers simples - FONTE / Single waffle irons - CAST IRON



GES 10



GES 20



Fourchette à gaufres /
Fork for waffle



GES 40



GES 75




300°C

Ref.	Puissance Power	Dimensions hors tout Outside dimensions	Taille des gaufres Waffle size	Poids Weight
Gaufriers simples / Single waffle irons				
GES 10	1,6 kW	305 x 510 x 310 mm	100 x 170 x 22 mm	22 kg
GES 20	1,6 kW	305 x 510 x 310 mm	100 x 180 x 26 mm	22 kg
GES 40	1,6 kW	305 x 510 x 310 mm	250 x 250 x 4 mm	22 kg
GES 75	1,6 kW	305 x 510 x 310 mm	Ø 185 mm, H : 26 mm	22 kg

Cuisson homogène sur plaques en fonte
 • Entretien des plaques et charnières à la brosse métallique. Bac récupérateur d'excédent de pâte lavable en
Équipement : commutateur thermostat (0-300°C), plaques en fonte brute, poignée inox robuste, résistances Incoloy, voyants de contrôle, fourchette à gaufres (sauf GES 40).


• Even cooking on cast-iron plates
 Cleaning of plates and hinges with wire brush. Removable surrounding tray for extra dough (patented)
Features: commutator thermostat (0-300°C), cast-iron plates, robust stainless steel handle, Incoloy heating elements, timer, pilot lights. Mix and accessories sold separately.
 - Mix and accessories sold separately.
 (8 x 1.25 kg = 10 kg Box of Premium Quality Instant Belgium waffle Pre-mix - Made In Australia)
 (10 kg Bag of Premium Quality Instant Ice cream waffle Cone Pre-mix - Made In Australia)

GES 10




Squares : 20 x 25 mm

GES 20




Squares : 15 x 18 mm,

GES 40



Squares : 4 x 4 mm
For Waffle Cone

GES 75



Ø185 mm

