

 Headquarter



Zhejiang UN Forklift Co.,Ltd.

Address: No.1,Road One,Xindeng New District,Fuyang,
Hangzhou, Zhejiang 311404, China
Tel: +86-571-86888377/87565705/86888355/86888388
Fax: +86-571-86888399
E-mail: info@unforklift.com
Parts Inquiry: parts@unforklift.com

www.unforklift.com



Li-ion
5.0-10.0 TON

**NL SERIES LITHIUM BATTERY
COUNTERBALANCE FORKLIFT**

www.unforklift.com
EFFICIENT / POWERFUL
THE UN FORKLIFT TRUCK



UN FORKLIFT

NL Series Lithium Battery Counterbalance Forklift

Capacity 5,000 to 10,000kg



Based on the success of NL series of 2.0-3.5Ton, UN Forklift developed this 5.0-10.0Ton lithium battery forklift. This NL series 5.0-10.0Ton Li-ion forklift adopts UN internal combustion forklift's design with the strong chassis, frame, counterweight and mast.

- The power structure is designed to adopt UN electric forklift's concept, which use full AC system, Italy imported ZAPI controller, BMS control system and high quality lithium battery.
- This unrivalled combination of IC forklift and electric forklift brings an ideal solution to reach customers' satisfaction on cost saving and environmental conservation.
- With many options of batteries, it extends the working hours, enhance the working power and greatly improves the working performance and efficiency.


MORE RELIABLE MORE SUSTAINABLE

Strong and Durable Chassis

Adopting the durable and reliable IC truck structure, mast, axles and tyres, which have been tested by the market for more than 20 years.



Comfort and Ergonomics



More spacious legroom than standard Li-ion forklifts. The strong IC Forklift structure offers better stability, which brings comfortable driving experience for operators, especially during turning.



ZAPI controller equipped with large LED screen brings excellent visibility and more clear reading; The Can-bus helps operators monitor the forklift all the time.

Long Term Performance

The battery can be charged and discharged about 4000 times. Long life cycle plus 5 years guarantee on lithium battery ease customers' worry about the battery.



WORK MAX. WORTH MAX

Multiple-site application

Adopting the IC forklift structures with higher ground clearance, enable it to operate indoor and outdoor, with great waterproof and dustproof performance.




Fast Charging

With two charging sockets, a fully charge only needs about 2-2.5 hours, and it can be charged at any time during the day to ensure multiple shifts.



Lower Total Ownership Cost(TOC)

The purchase cost is higher than stage 3 engine IC forklift but lower than stage 5 engine IC forklift. And there are no fuel consumption cost, no maintenance fee for air filter, oil filter or engine oil changes compare to a regular IC forklift. So in the long run, it has a lower TOC.



ADVANTAGES OF LITHIUM BATTERY TECHNOLOGY



Fully charged in about two hours, and can be charged to 80% in 1.5 hours



Longer service life and lower maintenance compared with lead-acid batteries



Maintenance-free with no odour from gases or battery acidification



Charging can be interrupted at anytime



5-year battery warranty, about 4000 times long life cycle



SAFETY AND CONVENIENCE

Anti-slip function on hill, accumulator and optional OPS will make the operation much safer. Accumulator will ensure the brake works for several times even if the battery is dead.



The special hydraulic station ensures the steering is working when you are applying the brake. CAN-bus and BMS system monitor and protect the truck all the time. The big open angle allows you to reach all the parts easily.



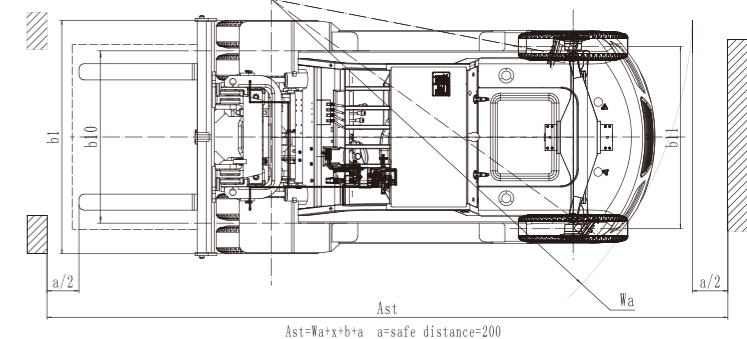
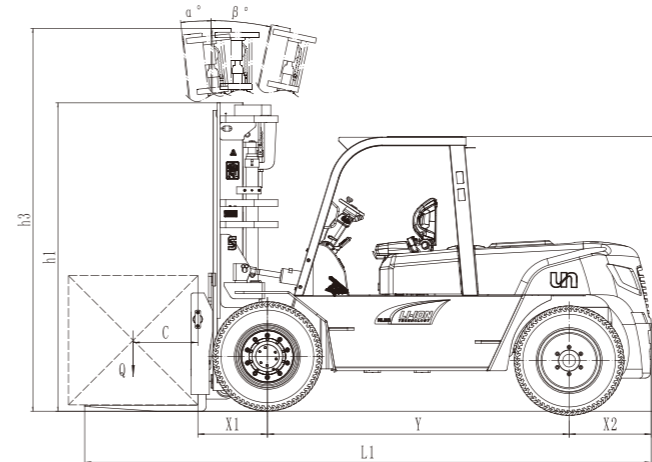
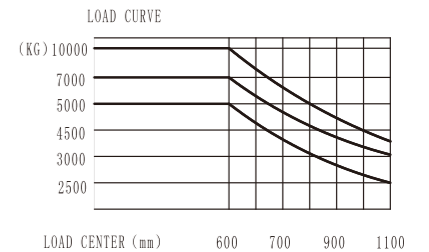
NL SERIES LITHIUM BATTERY COUNTERBALANCE FORKLIFT SPECIFICATIONS

		UN					
General	1 Manufacturer		FB50	FB70	FB100		
	2 Model		Electric	Electric	Electric		
	3 Power Type		5000	7000	10000		
Characteristic & Dimension	4 Rated Load Capacity	Q(kg)	600	600	600		
	5 Load Centre	C(mm)	3000	3000	3000		
	6 Rated Lift Height	H3(mm)	212	217	220		
	7 Free Lift Height	H2(mm)	1220x150x60	1220x150x65	1220x175x80		
	8 Fork Size [LxWxT]	mm	6°/12°	6°/12°	6°/12°		
	9 Mast Tilt Angle [F/R, α°/β°]	deg	X1(mm)	587	592	721	
	10 Fork Overhang [Wheel Center to Fork Face]	X1(mm)	X2(mm)	640	705	760	
	11 Rear Overhang	X2(mm)	H7(mm)	200	200	245	
	12 Ground Clearance [Bottom of Mast]	H7(mm)	L1(mm)	3477	3547	4281	
	13 Length to Face of Fork (Without Fork)	L1(mm)	B1(mm)	1995	1995	2165	
	14 Overall Width	B1(mm)	H1(mm)	2515	2615	2845	
	15 Mast Lowered Height	H1(mm)	H4(mm)	4437	4437	4260	
	16 Mast Extended Height [With Backrest]	H4(mm)	H5(mm)	2450	2450	2540	
	17 Overhead Guard Height	H5(mm)	Wa(mm)	3280	3360	3900	
18 Turning Radius [Outside]	Wa(mm)	Ast(mm)	5285	5365	6045		
19 Min.Aisle width for pallets	Ast(mm)	Performance	20 Travel Speed [No Load]	km/h	14/15	14/15	15/13
21 Lifting Speed [Full Load]	mm/sec		400/350	400/350	320/270		
22 Lowering Speed[Full Load/No Load]	mm/sec		No Load≥300 Full Load≤600	No Load≥300 Full Load≤600	No Load≥300 Full Load≤600		
Chassis	23 Max.Drawbar Pull [Full Load]	N	35000	35000	38000		
	24 Max.Gradeability [Full Load]	%	15	14	12/13		
	25 Tyre [Front x 4]	mm	8.25-15-14PR	8.25-15-14PR	9.00-20-16PR		
	26 Tyre [Rear x 2]	mm	8.25-15-14PR	8.25-15-14PR	9.00-20-16PR		
	27 Front Tread	mm	1470	1470	1600		
	28 Rear Tread	mm	1700	1700	1700		
	29 Wheelbase	Y(mm)	2250	2250	2800		
Weight	30 Total Weight	kg	8260	9760	12900		
	31 Front Axle Weight Distribution [Full Load]	kg	11860	14870	20610		
	32 Rear Axle Weight Distribution [Full Load]	kg	1400	1890	2290		
	33 Front Axle Weight Distribution [No Load]	kg	4250	4170	5660		
Power & Transmission	34 Rear Axle Weight Distribution [No Load]	kg	4010	5590	8240		
	35 Battery	V/Ah	76.8V/560AH	76.8V/700AH	76.8V/940AH		
	36 Drive Motor	KW	25	25	35		
	37 Lift Motor	KW	21x2	21x2	25.4x2		
	38 Operating Pressure [For Attachments]	Mpa	19.5	19.5	19.5		

5.0-10t MAST SPECIFICATIONS & RATED CAPACITIES

Mast Type	Mast Name		Max. Fork Height (mm)		Load Capacity (kg)			Overall Height (mm)						Free Lift (mm)				Free Lift (mm)		Tilt Angle			
								Lowered		Extended		Lowered		Extended		Without Backrest						With Backrest	
								5.0t	7.0t	5.0t	7.0t	5.0t	7.0t	5.0t	7.0t	5.0t	7.0t					5.0t	7.0t
Wide View Mast	M300	M250	3000	2500	5000	7000	10000	2515	3967	4437	2615	4067	4437	2595	3770	212	212	217	217	220	6-12	6-12	
	M330	M300	3300	3000	5000	7000	10000	2665	4267	4737	2765	4367	4737	2845	4270	212	212	217	217	220	6-12	6-12	
	M350	M350	3500	3500	5000	7000	10000	2765	4467	4937	2865	4567	4937	3095	4770	212	212	217	217	220	6-12	6-12	
	M375	M400	3750	4000	5000	7000	10000	2890	4717	5187	2990	4817	5187	3395	5320	212	212	217	217	220	6-12	6-12	
	M400	M450	4000	4500	5000	7000	10000	3065	4967	5437	3165	5067	5437	3645	5820	212	212	217	217	220	6-12	6-12	
	M430	M475	4300	4750	5000	7000	10000	3265	5267	5737	3365	5367	5637	3770	6065	212	212	217	217	220	6-12	6-6	
	M450	M500	4500	5000	5000	7000	10000	3315	5467	5937	3415	5567	5937	3895	6320	212	212	217	217	220	6-12	6-6	
	M475	M550	4750	5500	5000	7000	9000	3440	5717	6187	3540	5817	6187	4195	7115	212	212	217	217	220	6-6	3-6	
	M500	M600	5000	6000	5000	7000	8000	3565	5967	6437	3665	6067	6437	4445	7615	212	212	217	217	220	6-6	3-6	
	M550		5500		4750	6600		3865	6467	6937	3965	6567	6937			212	212	217	217		3-6		
M600		6000		4400	6400		4115	6967	7437	4215	7067	7437			212	212	217	217		3-6			
3-Stage Full Free Wide View Mast	TFM400	TFM360	4000	3600	5000	7000	8000	2510	5112	5437	2610	5112	5437	2565	4940	1378	1065	1478	1165	1200	6-6	6-12	
	TFM435	TFM400	4350	4000	4500	6500	8000	2625	5462	5787	2725	5462	5787	2695	5330	1494	1180	1594	1280	1330	6-6	6-12	
	TFM450	TFM435	4500	4350	4500	6000	8000	2675	5612	5937	2775	5612	5937	2815	5690	1544	1230	1644	1330	1450	6-6	6-12	
	TFM480	TFM450	4800	4500	4500	6000	7800	2775	5912	6237	2875	5912	6237	2865	5840	1644	1330	1744	1430	1500	6-6	6-12	
	TFM500	TFM480	5000	4800	4500	6000	7500	2840	6112	6437	2940	6112	6437	2965	6140	1708	1395	1808	1495	1600	3-6	6-6	
	TFM550	TFM500	5500	5000	4200	5700	7500	3005	6612	6937	3105	6612	6937	3030	6335	1874	1560	1974	1660	1665	3-6	6-6	
	TFM600	TFM540	6000	5400	4000	5400	7000	3220	7112	7437	3320	7112	7437	3220	6755	2044	1775	2144	1875	1855	3-6	3-6	
	TFM600			6000		6000							3420	7355					2055		3-6	3-6	

Note: 1. With side shifter, load capacity subtract 500Kg. 2. Double front wheels are standard.



$Ast = Wa + b + b10$ a=safe distance=200