

# MT-X1440 / MT-X1840

TELESCOPIC HANDLERS



 **MANITOU**

[www.manitou.com](http://www.manitou.com)

# MT-X 1440 / MT-X 1840

2 models, 4 versions to choose from



MT-X **1440**

14 m / 4 T



MT-X **1840**

18 m / 4 T





## MANITOU: AT YOUR SIDE ON ANY CONSTRUCTION SITE

When it comes to all-terrain handling, MANITOU has been at your side on **all your construction sites for over 50 years!**

These MT-X 1440/1840 telescopic handlers are **high performers**: they have an excellent working envelope and a lifting **capacity of up to 4 tonnes.**

These handlers offer you unique **adaptability**:

- **Commonality of design** making them easy to use and maintain
- **Wide stabiliser legs** for unparalleled lateral and frontal **stability**
- **Efficiency**: change the attachment within seconds

These trucks are true allies in your quest for **productivity** and **simplicity.**

High **performing** MANITOU telescopic handlers allow you to carry out all your construction work **safely** and **efficiently.**



# SIMPLICITY

## ■ Simplified **USAGE** and **MAINTENANCE**

**COMMONALITY** whatever the model


### Spacious and comfortable cabin



### Ergonomic dashboard

- All the information you need: direction of travel, wheel alignment, boom angle, fuel level, hour meter etc.
- **Stability indicator** cutting off aggravating movements. You choose between a **handling or suspended load mode** in order to optimise your handling.

### JSM® : everything in the palm of your hand



- Attachment function control
- Extension/retraction control for the boom
- Forward/backward/neutral movement selector switch

### Work **SIMPLY** and **SAFELY**



- Baskets capacity **up to 1000 kg** with **automatic locking of the rear axle**. (MT 14/18 'A' Models only).
- **Automatic Parking Brake** next to the hill start assistance button.
- **EASY CONNECT SYSTEM** allowing the depressurisation of the hydraulic attachment line without turning off the engine.
- Adjustable **continuous flow of hydraulics** to the auxiliary services.
- **Tilt lock** out facility for enhanced safety.
- **Digicode** as standard for security and immobilisation.
- **Radio control** (optional).





**IDENTICAL MAINTENANCE** whatever the model

- Engine, transmission, hydraulics, cab and chassis. All benefit from the same design.
- Simplified accessibility via **the wide opening of the bonnet**: save time during maintenance.

**PANORAMIC CABIN: 360° VISIBILITY**




**SAFE AND QUICK ACCESS**

via a large door and non-slip steps

**Machine MAINTENANCE and DIAGNOSIS**

Periodic maintenance and diagnosis display on the **multifunction screen** on the dashboard.



# PRODUCTIVITY

## PERFORMANCE and ADAPTABILITY

### Power 102 HP

STAGE 3A Engine.  
Torque 400 Nm.  
4 cylinders.  
4.4l engine size.



### Permanent 4 wheel drive


with **powerful braking**  
on both axles.

### Transmission adapted to your needs

The **torque converter** transmission allows the operator to choose between the **travel speed** on even ground or engine torque for the **engine function** on steeper ground (4-speed gearbox).



Good ground clearance  
up to **42 cm**



2 lifting heights

**14-18 m**

1 nominal capacity

**4 T**

■ Chassis levelling +/- **9°**



**Good lateral and frontal stability:**

The excellent stability allows loads to be easily and safely placed.

**Good ground clearance on stabiliser legs:**

Whatever the condition of the ground, the levelling of the machine on stabiliser legs is simple.



**Turning circle**

**< 4 m**



**High tearout force**

**Three steering modes**



4 wheel drive for short turns in restricted areas




Front wheel drive for road use



Crab steer for sideways approaches

## Your MANITOU truck is a real **tool box...**

Thanks to the MANITOU **attachment system**, you can **easily equip your handler with numerous attachments within seconds**: forks, buckets, mixer buckets, baskets etc.



## ...for a **multitude of applications**

The **adaptable** MANITOU machines **meet all your working needs and optimise work time and productivity**:

- load placement
- distribution of materials on confined construction sites
- loading loose material
- positioning suspended loads
- lifting people

LOAD PLACEMENT				
Forks	Hook crane jib	Crane jib	Extendable roof crane jib	Winch

LOADING		
Construction bucket	4 in 1 Bucket (MT-X 1440 only)	Handling bucket

ACCESS	
Fixed basket 365 kg	Extendable basket 1000 kg

OTHERS	
Mixer bucket	Skip









## Tailor-made finance to make the best use of your funds

You can plan the purchase of your forklift with peace of mind by using MANITOU\* financing opportunities.

You will have simple solutions adapted to your needs and seasonal requirements. If you want to make a rapid investment, consider asking us for a personalised proposal to take your situation into account.

\* MANITOU Finance solutions are available in certain countries.

## MANITOU maintenance contract

2 levels of maintenance adapted to your needs. You are sure of:

- equipment always in good working condition
- a reduction of repair costs as a result of regular servicing
- authentic standardised services

- Labour
- Attendance costs



- Labour
- Attendance costs
- Parts and lubricants



## MANIPLUS extension of guarantee

With MANIPLUS you can take out an extension of guarantee of 12 or 24 months.

## EASY MANAGER

A simple and flexible system for fleet management (with or without geolocation) to provide optimum service from your machines. EASY MANAGER gives you:

- real-time materials management
- simple and easy way of managing your machinery activity and maintenance.
- maximise your asset and safeguard your equipment




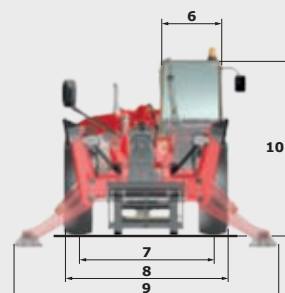
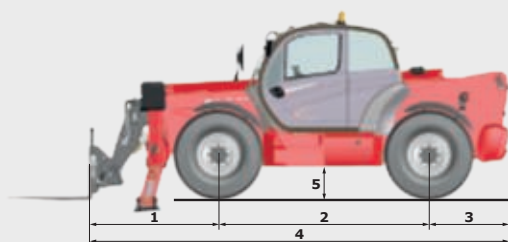
## MANITOU spare parts

Utilising genuine MANITOU spare parts is sure to prolong the best performance capability of your machine. Your MANITOU dealer has access to a stock of 70,000 part numbers, available in 24 hours in Europe (48 hours outside Europe).



# MT-X1440

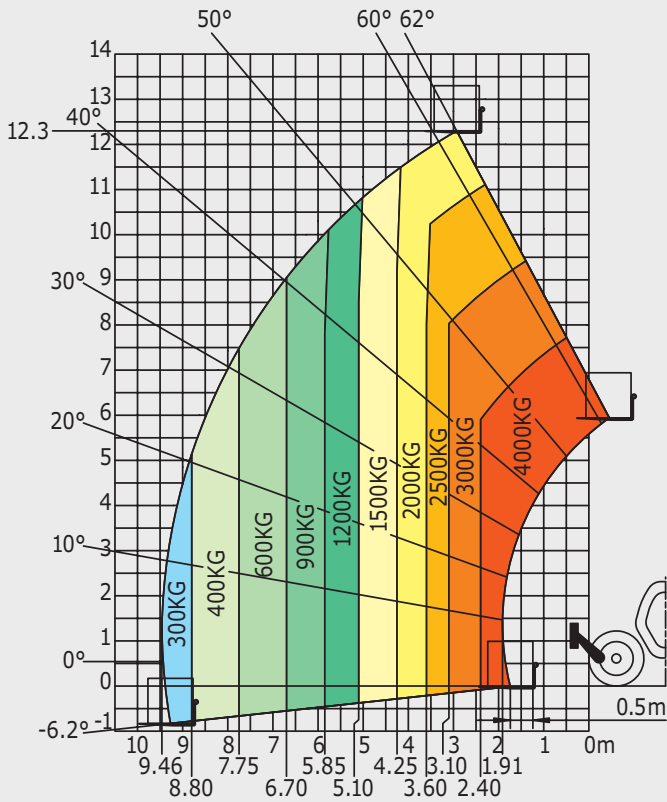
	MT-X 1440	MT-X 1440 A
<b>Lifting</b>		
Max. capacity		4000 kg
Max. lifting height		13.53 m
Max. outreach		9.46 m
Break-out force with bucket	8000 daN	8800 daN
<b>Unladen time</b>		
Lifting	15.5 secs	15.7 secs
Lowering	11.6 secs	13.3 secs
Extension	16.5 secs	19.2 secs
Retraction	11.9 secs	14.8 secs
Crowd		4 secs
Dump		4 secs
<b>Tyres</b>		400/80-24
<b>Braking</b>		
Service brake	oil immersed multi-disc braking on front/rear axles	
Parking brake	automatic negative handbrake	
<b>Engine</b>		
	PERKINS - STAGE 3A	
Type	1104D-44TA	
Cubic capacity	4400 cm <sup>3</sup>	
Power	101 HP/74.5 kW	
Max. torque	400 Nm - 1400 rpm	
Injection	direct	
Cooling	water	
Laden drawbar pull	8250 daN	
<b>Transmission</b>		
	torque converter	
Reversing shift	electrohydraulic control	
Number of gears (forward/reverse)	4/4	
Max. travel speed (may vary according to applicable regulations)	25 kph or 35 kph	
Steering mode	4 wheel steer - 3 steering modes	
		
<b>Controls</b>		
	JSM® Joystick multi - function load limiter cut off system - EN15000 norm	
<b>Hydraulics</b>		
Pump	gear type with flow splitter - 170 l/min - 270 bar	
<b>Capacities</b>		
Hydraulic oil	175 l	
Fuel	140 l	
<b>Unladen weight (with forks)</b>	11115 kg	11755 kg
<b>Dimensions</b>		
1. Front wheel centre to carriage	1.90 m	
2. Wheelbase	3.07 m	
3. Rear wheel centre to rear face	1.16 m	
4. Overall length to carriage	6.13 m	
5. Ground clearance	0.37 m	
6. Overall width of cab	0.89 m	
7. Inside tyre width	1.96 m	
8. Overall width	2.35 m	
9. Overall width (stabilizers lowered)	3.79 m	
10. Overall height	2.45 m	
Standard forks (length x width x thickness)	1200 x 125 x 50 mm	
Turning radius (over tyres)	3.97 m	
Frame levelling	+/- 9°	
Carriage rotation (crowd/dump)	12°/114°	
<b>Noise and vibration</b>		
Noise at driving position (LpA)	82 dB	
Environmental noise (LwA)	106 dB	
Vibration to whole hand/arm	<2.5 m/s <sup>2</sup>	



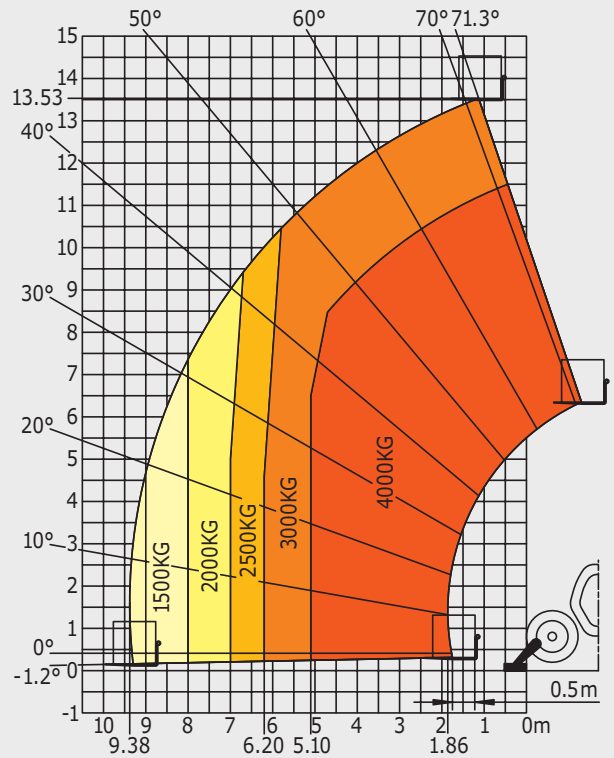
# MT-X1440

## Rough terrain load chart standard EN1459 B

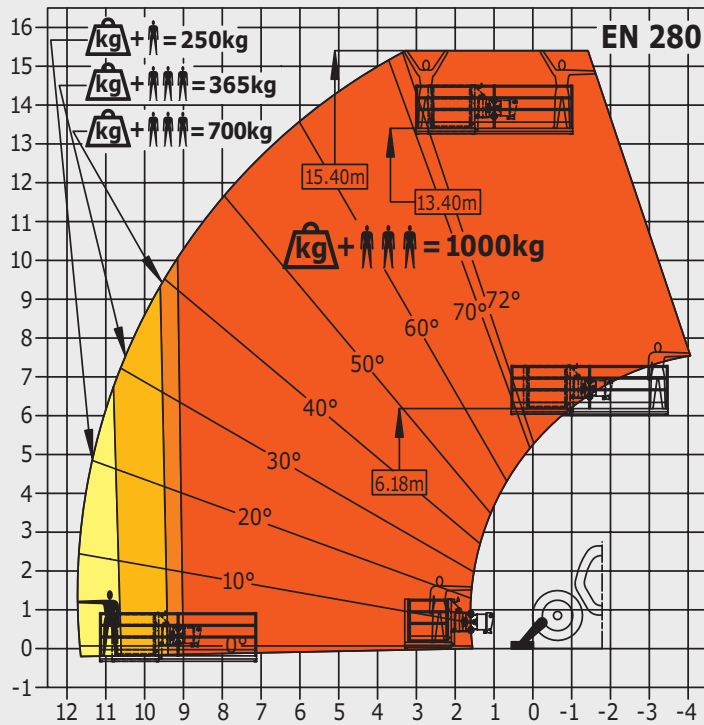
### Machine on tyres with forks



### Machine on stabilizers with forks



### Machine on stabilizers with platform (MT-X 1440 A versions)




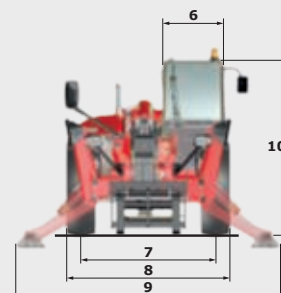
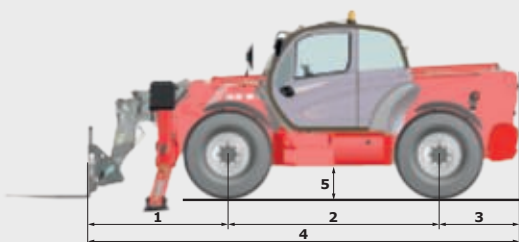
This brochure describes versions and configuration options for Manitou products which may be fitted with different equipment. The equipment described in this brochure may be standard, optional or not available depending on version. Manitou reserves the right to change the specifications shown and described at any time and without prior warning. The manufacturer is not liable for the specifications given. For more information, contact your Manitou dealer. Non-contractual document. Product descriptions may differ from actual products. List of specifications is not comprehensive. The logos and visual identity of the company are the property of Manitou and may not be used without authorisation. All rights reserved. The photos and diagrams contained in this brochure are provided for information only.

MANITOU BF SA - Limited company with board of directors - Share capital: 39,547,824 euros - 857 802 508 RCS Nantes



# MT-X1840

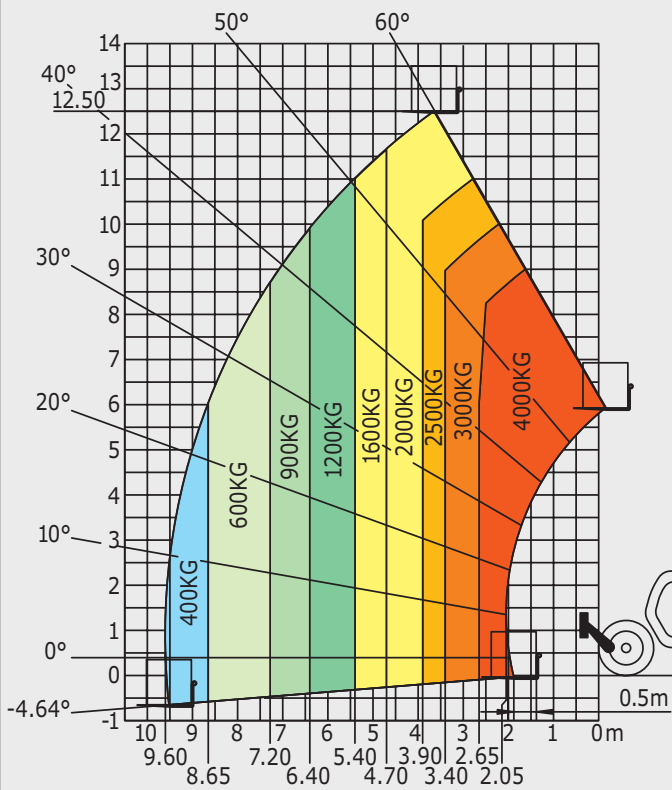
	MT-X 1840	MT-X 1840 A
<b>Lifting</b>		
Max. capacity		4000 kg
Max. lifting height		17.55 m
Max. outreach		13.08 m
Break-out force with bucket	7500 daN	8400 daN
<b>Unladen time</b>		
Lifting	17.3 secs	18.0 secs
Lowering	12.7 secs	14.4 secs
Extension	16.1 secs	17.9 secs
Retraction	15.6 secs	16.5 secs
Crowd		5 secs
Dump		4 secs
<b>Tyres</b>		440/80-24
<b>Braking</b>		
Service brake	oil immersed multi-disc braking on front/rear axles	
Parking brake	automatic negative handbrake	
<b>Engine</b>		
	PERKINS - STAGE 3A	
Type	1104D-44TA	
Cubic capacity	4400 cm <sup>3</sup>	
Power	101 HP/74.5 kW	
Max. torque	400 Nm - 1400 rpm	
Injection	direct	
Cooling	water	
Laden drawbar pull	10000 daN	
<b>Transmission</b>		
	torque converter	
Reversing shift	electrohydraulic control	
Number of gears (forward/reverse)	4/4	
Max. travel speed (may vary according to applicable regulations)	25 kph or 35 kph	
Steering mode	4 wheel steer - 3 steering modes	
		
<b>Controls</b>		
	JSM® Joystick multi - function load limiter cut off system - EN15000 Norm	
<b>Hydraulics</b>		
Pump	gear type with flow splitter - 170 l/min - 270 bar	
<b>Capacities</b>		
Hydraulic oil	175 l	
Fuel	140 l	
<b>Unladen weight (with forks)</b>	11600 kg	12560 kg
<b>Dimensions</b>		
1. Front wheel centre to carriage	2.04 m	
2. Wheelbase	3.07 m	
3. Rear wheel centre to rear face	1.16 m	
4. Overall length to carriage	6.27 m	
5. Ground clearance	0.42 m	
6. Overall width of cab	0.89 m	
7. Inside tyre width	1.96 m	
8. Overall width	2.42 m	
9. Overall width (stabilizers lowered)	3.79 m	
10. Overall height	2.45 m	
Standard forks (length x width x thickness)	1200 x 125 x 50 mm	
Turning radius (over tyres)	4.01 m	
Frame levelling	+/- 9°	
Carriage rotation (crowd/dump)	12°/114°	
<b>Noise and vibration</b>		
Noise at driving position (LpA)	82 dB	
Environmental noise (LwA)	106 dB	
Vibration to whole hand/arm	<2.5 m/s <sup>2</sup>	



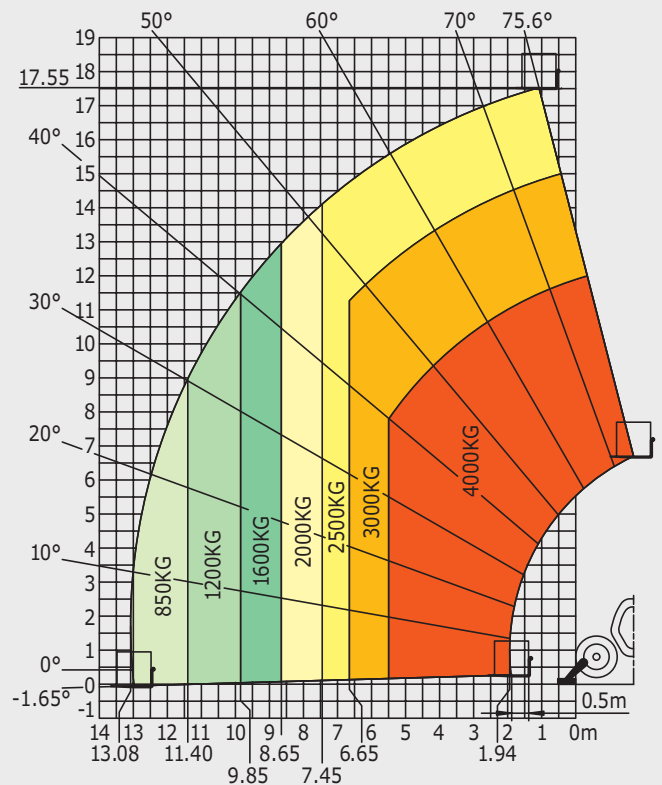
# MT-X1840

## Rough Terrain Load Chart standard EN1459 B

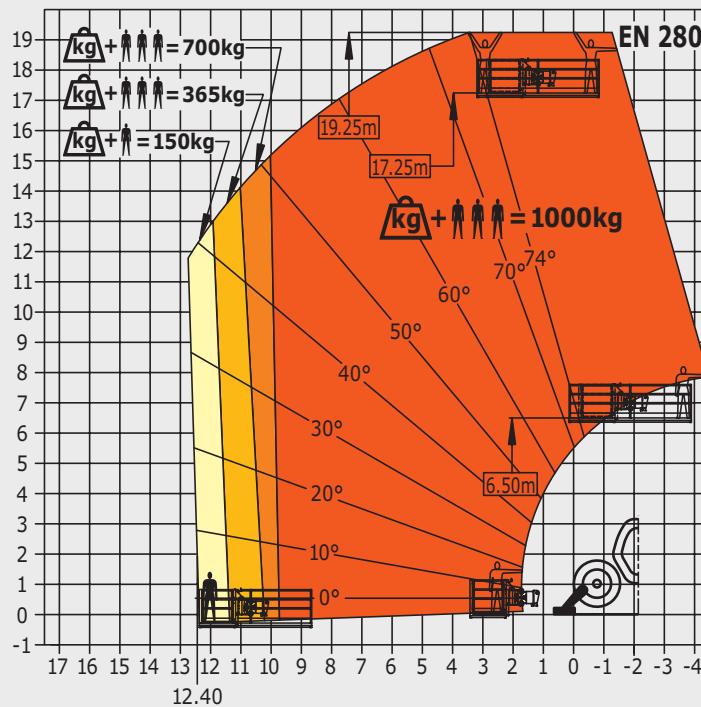
### Machine on tyres with forks



### Machine on stabilizers with forks



### Machine on stabilizers with platform (MT-X 1840 A versions)



This brochure describes versions and configuration options for Manitou products which may be fitted with different equipment. The equipment described in this brochure may be standard, optional or not available depending on version. Manitou reserves the right to change the specifications shown and described at any time and without prior warning. The manufacturer is not liable for the specifications given. For more information, contact your Manitou dealer. Non-contractual document. Product descriptions may differ from actual products. List of specifications is not comprehensive. The logos and visual identity of the company are the property of Manitou and may not be used without authorisation. All rights reserved. The photos and diagrams contained in this brochure are provided for information only.

MANITOU BF SA - Limited company with board of directors - Share capital: 39,547,824 euros - 857 802 508 RCS Nantes



Your nearest **MANITOU** dealer:



Head office:  
B.P. 249 - 430 rue de l'Aubinière - 44158 Ancenis Cedex - France  
Tel: 00 33 (0)2 40 09 10 11 - Fax: 00 33 (0)2 40 09 10 97  
[www.manitou.com](http://www.manitou.com)