VINNO

Precision In Your Palm



VINNO Technology (Suzhou) Co., Ltd.

5F, A Building,No.27XinfaRd,SuzhouIndustrialPark, 215123, China

Tel: +86 512 62873806

Fax: +86 512 62873801

E-Mail: vinno@vinno.com

URL: www.vinno.com

VINNO reserves the right to make changes to product specifications at any time.



Meet VINNO’s third generation hand-held ultrasound. Now 30% smaller and 50% lighter. Accompanied by an easy-to-use Android App , seamlessly connected to the cloud for enhanced functionality, VINNO Q + series deliver unprecedented performance and portability to your specialized patient care.



Needle Enhancement

Visualization of puncture, can support in-plane and out-of-plane puncture guidance, convenient for clinical operation; with puncture needle enhancement technology, can reduce the risk of clinical operation; equipped with professional puncture frame, can support multi-angle puncture”

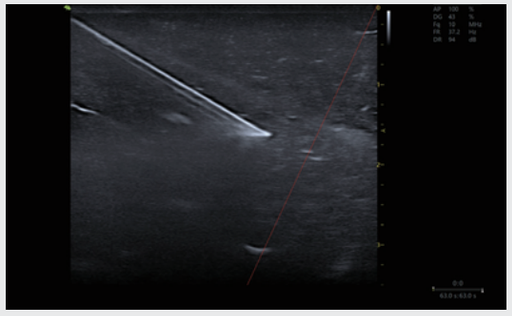



Humanized UI Interface, Easy to Operate





Remote Ultrasound Imaging Solution – Flyinsono

Flyinsono is the pioneer of Remote Ultrasound Imaging Solution. Endorsed by Cloud technology, Flyinsono can realize Remote Consultation, Intelligent Diagnosis, Remote Quality Control, Online Training, Remote Service, Academic Seminars and etc. Flyinsono breaks down geographical, traffic and personnel barriers, and provides real-time or time-sharing services to remote medical facilities.

Real-time Consultation

Growing the influence of central hospitals and specialist physicians

Reducing the overall need for referrals and repeated examinations

Flexible Consultation Scheduling

Local checkups, off-site diagnostics

Diagnostic images and reports are stored in the cloud and can be accessed at any time

Remote Training

Trainees no longer need to travel long distances for training

Instead, they can participate in training remotely using the FLYINSONO App

Remote Maintenance

Online maintenance saves the bother of waiting for an open slot in the engineer's schedule

Cost savings with even more efficient operations and maintenance



Long Scanning Time, Satisfying Doctors' Daily Diagnosis

Due to the special temperature control materials and advanced circuit design, VINNO Q+ can support continues scanning without time limit.



IPX7 Waterproof, Allowing Infiltrative Disinfection

IPX7 Waterproof means the hydrostatic test with a maximum depth of one meter for 30 minutes is acceptable.

The probes support strict disinfection strategy to maximize the elimination of pathogens and minimize the risk of cross infection.



Remote Maintenance

Latest software can be transferred to the device and be installed automatically
Online troubleshooting without compromising for engineers' agenda
Image parameters can be adjusted remotely with great efficiency

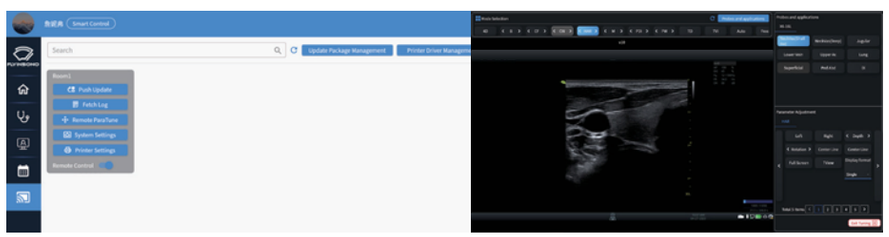

Pain Management



OB/GYN



Critical Care



Sports Medicine



Plastic Surgery



Physical Therapy



Anesthesia



Emergency Medicine



VSpeckle

Integration of detection data acquired by the processing system to improve image contrast and make the boundary clearer

Multi Angle M Mode

Arbitrary 360-degree sampling, expanded M-mode ultrasound, precise quantification time, improved spatial resolution

Easy Compare

Providing compared information of last exam to make confident diagnosis

Full-screen Display

Allowing comprehensive observation in details, convenient operation and quick response with the large image field.

Trapezoid Imaging

Expanding the image field of Linear probe to show the complete tissue images.

Auto Optimization

Improving images quality simply and directly by one key.

PDI

Significantly improved sensitivity in the display of microvessels

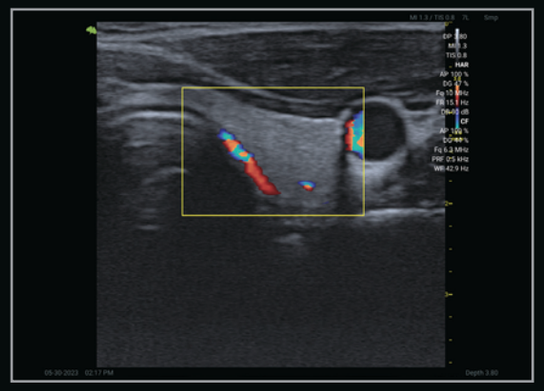

Thyroid CF

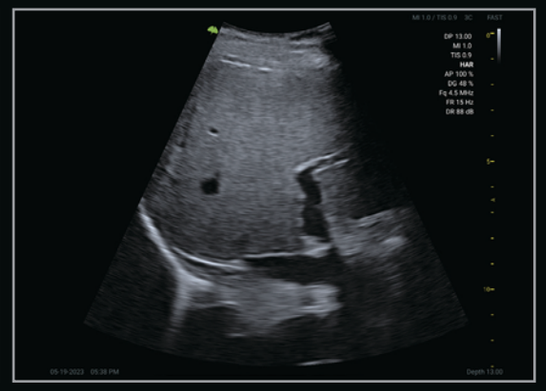

Liver

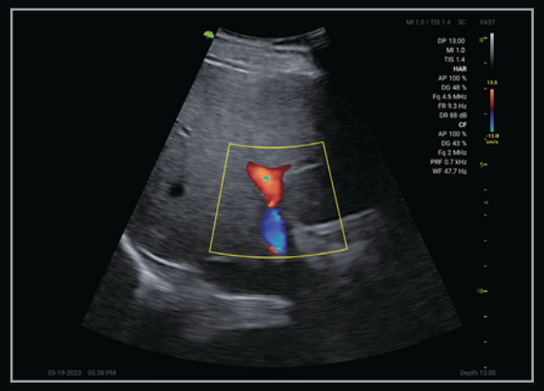

Liver CF

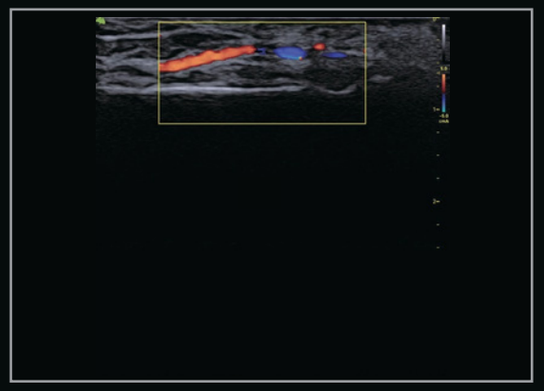

Lower Lip Artery

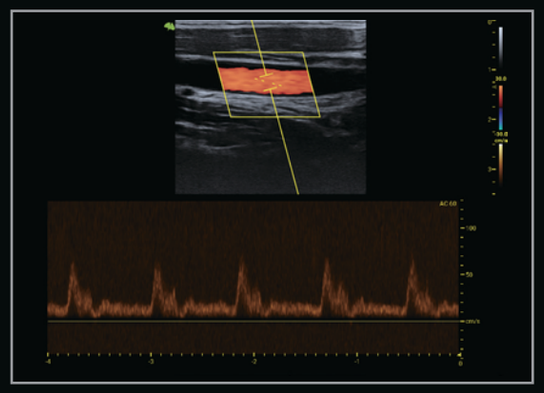

Carotid PW

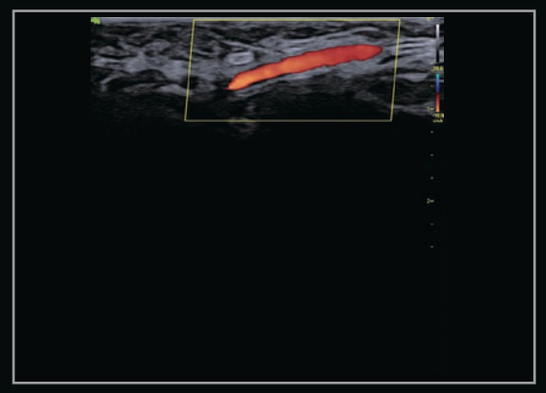

Facial Artery

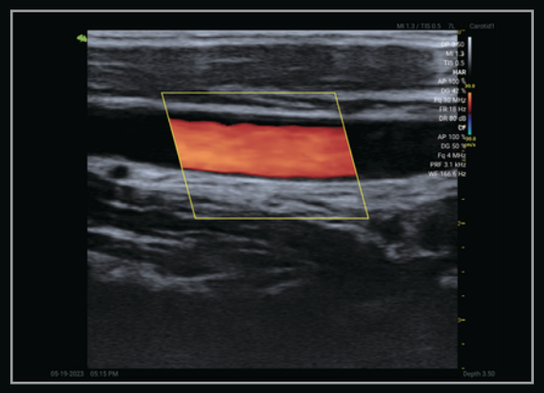

Carotid CF

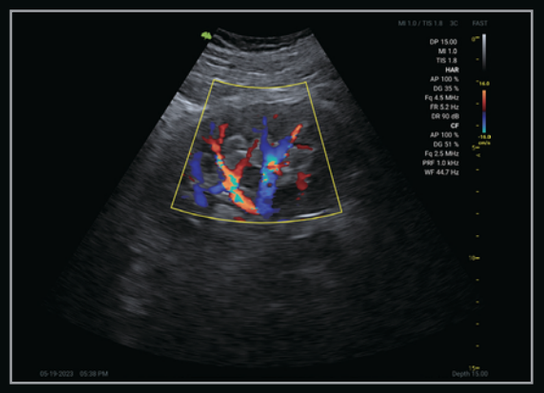

Kidney CF

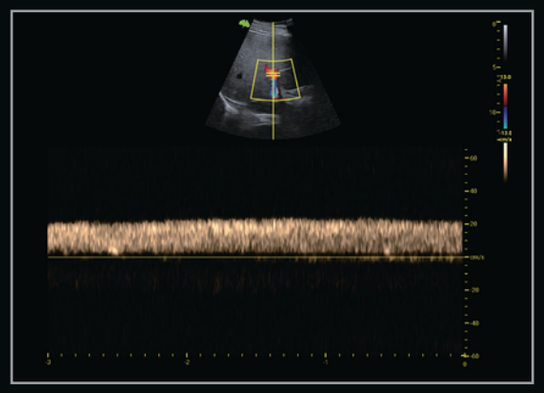

Liver Spectrum

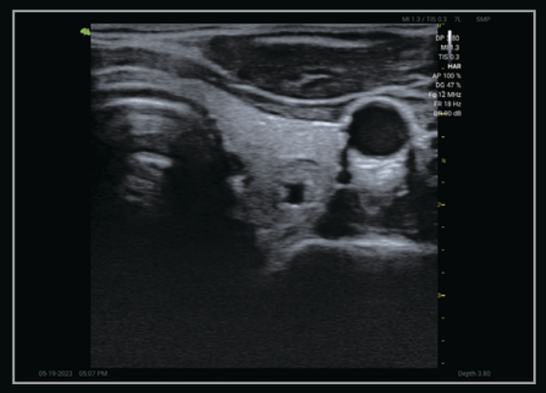

Thyroid

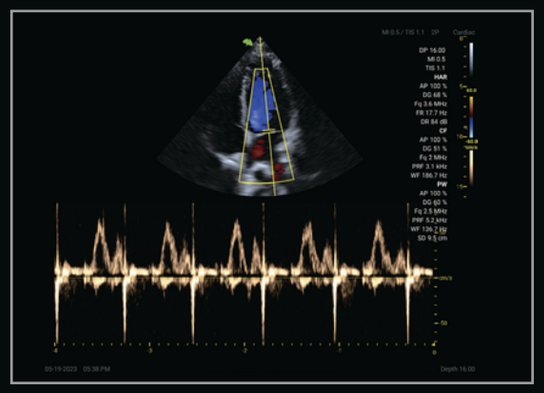

Cardiology PW

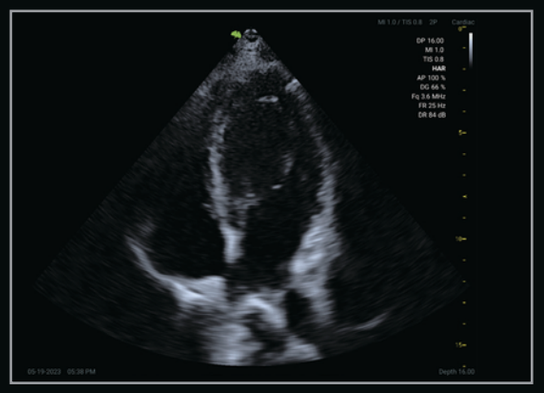

Four-chamber View