

OWANDY-CR²

INTRAORAL IMAGING PLATE SCANNER
SO COMPACT, YET SO EFFECTIVE...



OWANDY-CR²

THE MOST COMPACT AND EFFECTIVE
INTRAORAL IMAGING PLATE SCANNER...
ONCE YOU'VE TRIED IT,
YOU WON'T WANT TO USE ANYTHING ELSE!



Optimised sensitivity

The **Owandy-CR²** features a special cutting-edge concept reading head that optimises the way in which plates are scanned. Using this tool, you can produce **accurate** images at **low doses** without the risk of overexposure. The **Owandy-CR²** incorporates specially designed image filters and processing to enable you to produce quality images with excellent contrasts.



DEVICE IS SUITABLE TO ALL YOUR CLINICAL PRACTICE



Endodontics



Prosthetic and
implant surgery



Periodontics



Caries
diagnosis



Diminutively-proportioned

The **Owandy-CR²** is the smallest system on the market! It will easily find its place in all dental practices: its compact, stylish design will add a contemporary and hi-tech touch to your treatment room!



100% automatic & safe

The **Owandy-CR²** is fully automatic! Getting to grips with the system is both quick and easy.

The **Owandy-CR²** is highly intuitive: imaging plate detection, their size and their insertion direction, reading and erasing are automatic: **no complicated user interface**. The unit comprises an **automatic wake up and standby mode**.

For 100% reliable hygiene, the plates are used with cardboard protection and a single-use hygienic envelope.





OWANDY-CR²
SO COMPACT,
YET SO EFFECTIVE ...
... YOU'LL NEVER WANT
TO BE WITHOUT IT!



Suitable for all types of clinical practice

The **Owandy-CR²** can be used for **endodontics, prosthetic dentistry, implant surgery** and **periodontics**, as well as in **caries diagnosis**.

Different plate sizes are available to meet your requirements (bitewing, periapical, posterior images, etc.) and your patients:

- Size 0: Child
- Size 1: Incisor block
- Size 2: Adult
- Size 3: Bitewing
- Size 4: (2 x size 3): Occlusal block



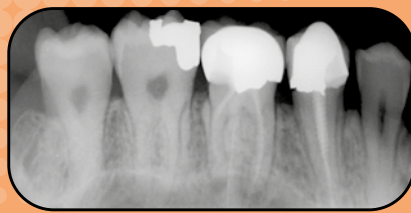
Ethernet or USB

Whether you opt for the USB or Ethernet version, the **Owandy-CR²** makes it easier to use and install than any other model. Once the imaging plate has been scanned, the image taken can instantly be viewed on the computer screen!

Whether USB or Ethernet, the **Owandy-CR²** has been developed for a single or multi-user use. Sharing data becomes easier!



#2



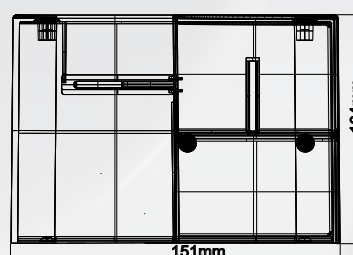
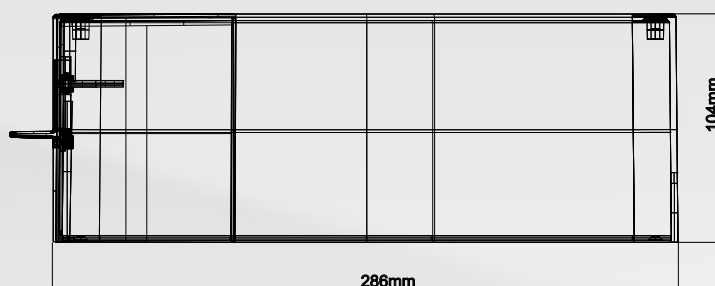
#3



TECHNICAL FEATURES

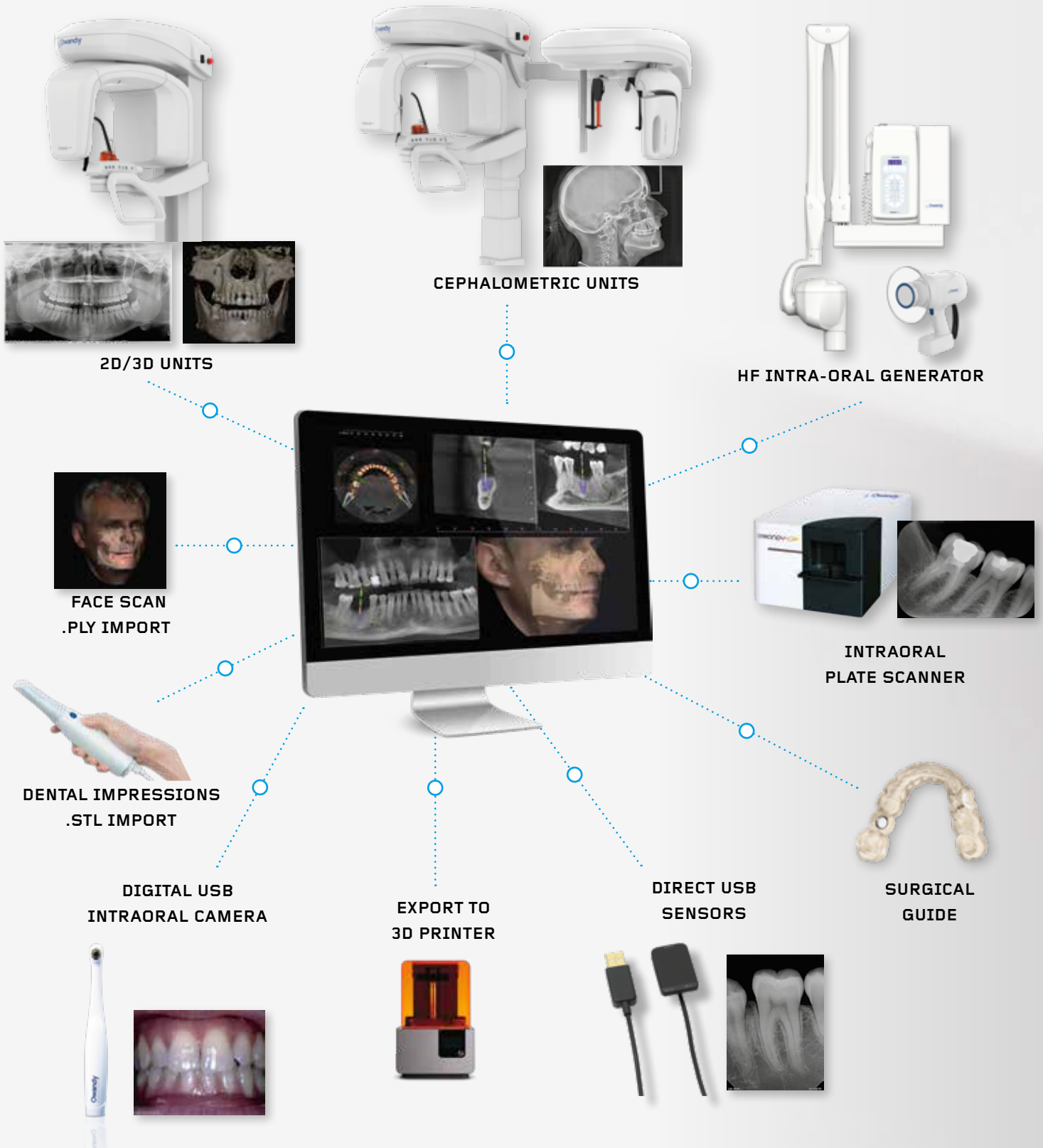
Technology	Re-usable imaging plate (PSP: Photostimulable Phosphor plate)
Resolution	34 pixel/mm – 16 Bits
Pixel size	30 µm
Scan time	4 - 9 s
Connection	USB 2.0 & USB 3.0 Ethernet 10/100/1000 Mbps
Dimensions	286 x 151 x 104 mm
Weight	4,25 kg
External power supply	100-240 V, 50/60Hz, 60W
Plate size selection	Automatic detection
System standby mode	Automatic function
Plate size selection	Size 0: 31 x 22mm, 1024 x 726 pixels Size 1: 40 x 24mm, 1321 x 792 pixels Size 2: 41 x 31mm, 1354 x 1024 pixels Size 3: 54 x 27mm, 1783 x 891 pixels
Operating system	Windows 7, 8, 10 (32-64 Bits)

Medical device class IIa/CE0051. Read carefully the instructions before use.



DIGITAL WORKFLOW OWANDY RADIOLOGY

A COMPREHENSIVE RANGE TO MEET ALL YOUR REQUIREMENTS



BR_OWANDYCR2_ENL_REV05

