

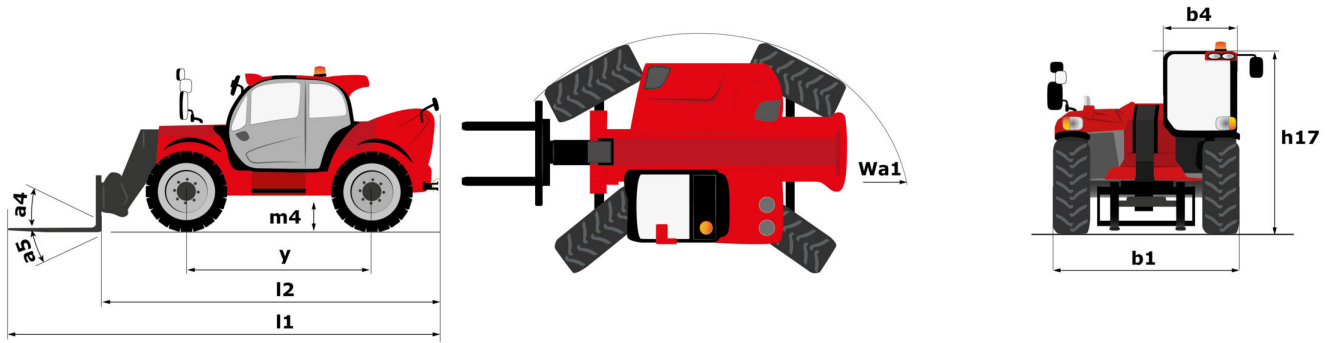
Technical sheet :

MHT-X 10200 ST3A



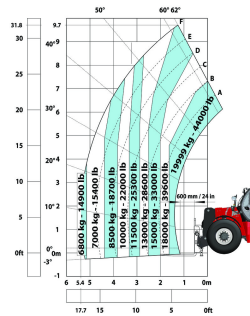
Capacities		Metric
Max. capacity		19999 kg
Load centre of gravity	c	600 mm
Max. lifting height		9.70 m
Max. outreach	r1	5.40 m
Weight and dimensions		
Overall length	l1	7.90 m
Unladen weight (with forks)		26850 kg
Ground clearance	m4	0.41 m
Wheelbase	y	3.75 mm
Length to face of forks	l2	6.70 m
Overall width	b1	2.52 m
Overall height	h17	2.97 m
Overall cab width	b4	0.95 m
Tilt-down angle	a5	105 °
Tilt-up angle	a4	12 °
External turning radius (over tyres)	Wa1	5.75 m
Forks length / width / section	l / e / s	1200 mm x 200 mm / 80 mm
Frame levelling corrector	a9	10 °
Wheels		
Standard tyres		16.00 R25
Number of front wheels / rear wheels		2 / 2
Drive wheels (front / rear)		2 / 2
Steering mode		2 wheel steer, 4 wheel steer, Crab mode
Engine		
Engine brand		Yanmar
Engine norm		Stage IIIA
Engine model		4TN107TF-6SMU2
Number of cylinders / Capacity of cylinders		4 - 4567 cm ³
I.C. Engine power rating / Power (kW)		211 Hp / 155 kW
Max. torque / Engine rotation		805 Nm@1500 rpm
Engine cooling system		Water
Number of batteries		2
Battery / Batteries capacity		12 V / 120 Ah
Transmission		
Transmission type		Hydrostatic
Number of gears (forward / reverse)		2 / 2
Max. travel speed		25 km/h
Parking brake		Automatic negative parking brake
Service brake		Oil-immersed multi-discs braking on front & rear axles
Hydraulics		
Hydraulic pump type		Load sensing pump
Hydraulic flow - Pressure		275 l/min - 350 bar
Tank capacities		
Engine oil		13 l
Hydraulic oil		290 l
Fuel tank		315 l
Miscellaneous		
Safety cab homologation		ROPS - FOPS cab (level 2)
Controls		JSM

MHT-X 10200 ST3A - Dimensional drawing




MHT-X 10200 ST3A - Load chart

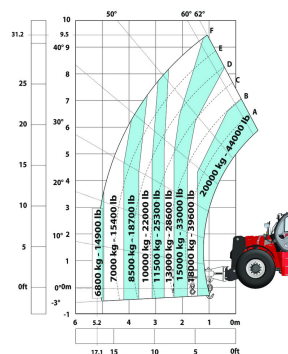
Machine on tyres with forks LC 600 mm Metric



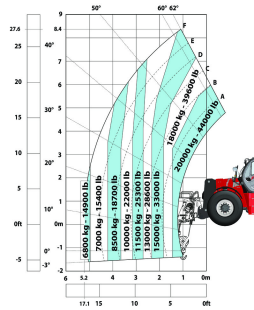
Machine on tyres with forks LC 1200 mm Metric



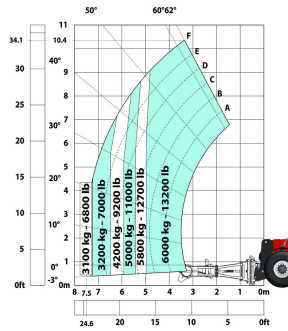
Machine on tyres with 3-hook jib 20000 kg (Metric)



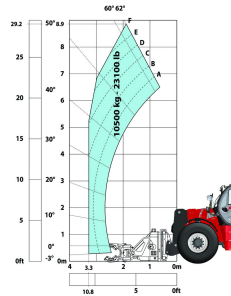
Machine on tyres with winch 20000 kg (Metric)



Machine on tyres with tyre handler TH 57 (Metric)



Machine on tyres with cylinder handler CH 10 (Metric)





Siège Social

430 rue de l'Aubinière - 44150 Ancenis Cedex - France

Tel: +33(0)2 40 09 10 11 - Fax: +33 (0)2 40 09 10 97

www.manitou.com



This brochure describes versions and configuration options for Manitou products which may be fitted with different equipment. The equipment described in this brochure may be standard, optional or not available depending on version. Manitou reserves the right to change the specifications shown and described at any time and without prior warning. The manufacturer is not liable for the specifications given. For more information, contact your Manitou dealer. Non-contractual document. Product descriptions may differ from actual products. List of specifications is not comprehensive. The logos and visual identity of the company are the property of Manitou and may not be used without authorisation. All rights reserved. The photos and diagrams contained in this brochure are provided for information only.

MANITOU BF SA - Limited company with board of directors - Share capital: 39,668,399 euros - 857 802 508 RCS Nantes