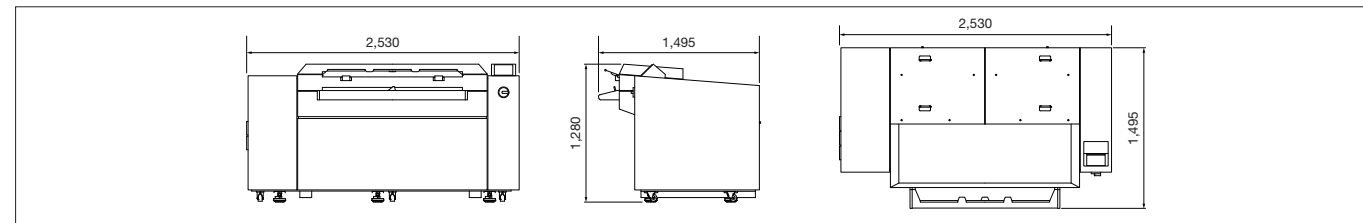


## Space requirements (units: mm)



## PlateRite 8600NII-Z/S/E specifications

	PlateRite 8600NII-Z	PlateRite 8600NII-S	PlateRite 8600NII-E
Model Name	PT-R8600NII-Z	PT-R8600NII-S	PT-R8600NII-E
Recording system	External drum		
Light source	96-channel laser diode	64-channel laser diode	32-channel laser diode
Plate size	Maximum: 1,160 x 940 mm (45.6" x 37") <sup>*1</sup> ; Minimum: 304 x 370 mm (12" x 14.6") <sup>*2</sup> <sup>*3</sup>		
Exposure size	Maximum: 1,160 x 924 mm (45.6" x 36.3") <sup>*4</sup>		
Plate	Thermal aluminum plate		
Plate thickness	0.15 to 0.3 mm (6 mil to 11.8 mil) [0.4 mm (15.7 mil) <sup>*5</sup> available as an option]		
Resolutions	1,200 <sup>*/2</sup> /2,400/2,438/2,540 dpi		
Repeatability	±5 microns <sup>*7</sup>		
Productivity <sup>*8</sup>	32 plates/hr at 2,400 dpi (1,030 x 800 mm/40.5" x 31.4" plates)	24 plates/hr at 2,400 dpi (1,030 x 800 mm/40.5" x 31.4" plates)	14 plates/hr at 2,400 dpi (1,030 x 800 mm/40.5" x 31.4" plates)
Interface	Gigabit-Ethernet		
Punch systems	Screen, Heidel, Heidelbach W, Protocol, and Komori punch systems are standard; all others are special orders. (Up to eight individual punch blocks can be selected and mounted as an option.)		
Dimensions (W x D x H)	Main unit: 2,530 x 1,495 x 1,280 mm (99.7" x 58.9" x 50.4") (blower unit is internal)		
Weight	Main unit: 1,260 kg (2,772 lb)		
Power requirements	Main unit: Single phase 200 V to 240 V, 4.0 kW, 32 A [SA-L and MA-L are supplied by main unit.]		
Environment	Recommended: 21 to 25°C (69.8 to 77°F); Required: 18 to 26°C (64.4 to 78.8°F); Relative humidity: 40 to 70% (no condensation)		
Required options <sup>*10</sup>	MA-L8900 <sup>*9</sup> , SA-L8900 <sup>*9</sup> , feed tray		
Options	Plate transport system to connect with plate processor (built-in bridge, AT-M8001) <sup>*9</sup> , various printing press punches <sup>*9</sup> , support for small size plates, support for 0.4 mm (15.7 mil) thickness, lenticular mode, air filter unit (AF-190) <sup>*9</sup> , signal tower unit		

\*1 When the punch connection kit is installed. It becomes 1,150 x 940 mm (45.2" x 37") when the kit is not installed.

\*2 When the punch connection kit and the small size option are installed.  
It becomes 650 x 370 mm (26.6" x 14.6") when the option is not installed.

\*3 Some plate sizes cannot be used.

\*4 When the punch connection kit and 8 mm clamp option are installed.

It becomes 1,150 x 920 mm (45.2" x 36.2") when these options are not installed.

\*5 Plates which have 0.4 mm thickness must be 900 x 770 mm (35.5" x 30.4") or larger.

\*6 1,200 dpi uses 2,400 dpi double dots.

\*7 Over 4 consecutive exposures on one plate at 23°C (73.4°F) and 60% relative humidity.

\*8 This value is when an autoloader is connected. Productivity may vary depending on the sensitivity of the plate.

The value changes when 8 mm clamps and 0.4 mm (15.7 mil) thick plates are used.

\*9 A separate connection kit is required.

\*10 One of the options must be selected.

## Autoloader specifications

	SA-L8900	MA-L8900
No. of cassettes	1	Up to 5 cassettes (3 cassettes as standard)
Cassette capacity	100 plates (0.15 to 0.3 mm thickness) 120 plates (0.24 mm thickness) 75 plates (More than 0.3 mm thickness)	100 plates per cassette (0.15 to 0.3 mm thickness) 120 plates (0.24 mm thickness) 75 plates per cassette (More than 0.3 mm thickness)
Plate size	Maximum: 1,165 x 950 mm (45.8" x 37.4"); Minimum: 304 x 305 mm (12" x 12.1")	
Plate thickness	0.15 to 0.4 mm (6 mil to 15.7 mil)	
Dimensions (W x D x H)	1,827 x 2,351 x 1,530 mm (72" x 92.6" x 60.3")	3,345 x 2,351 x 1,530 mm (131.7" x 92.6" x 60.3")
Weight*	600 kg (1,320 lb)	1,088 kg (2,393.6 lb)
Power requirements	Supplied by main unit	
Environment	Recommended: 21 to 25°C (69.8 to 77°F); Required: 18 to 26°C (64.4 to 78.8°F); Relative humidity: 40 to 70% (no condensation)	
Options	Additional carrier-type cassette (with dustproof cover), Left layout kit	Additional cassette, Left layout (Factory option)

\* Not including the weight of the plates.

[www.screen.co.jp/ctp\\_no1](http://www.screen.co.jp/ctp_no1)

For more information, please visit our web site.  
You can see product movie, MSDS on it!



## SCREEN Graphic Solutions Co., Ltd.

**HEAD OFFICE**  
• Tenjinkita-machi 1-1, Teranouchi-agaru 4-chome, Horikawa-dori, Kamigyo-ku, Kyoto 602-8585, Japan / Tel: +81-75-414-7610

**SCREEN GP Americas, LLC**  
• 5110 Tollview Drive, Rolling Meadows, IL 60008, U.S.A. / Tel: +1-847-870-7400 / Fax: +1-847-870-0149 www.screenamericas.com

**SCREEN GP Europe B.V.**  
• Bouwerij 46, 1185XX Amstelveen, The Netherlands / Tel: +31-20-456-78-00 / Fax: +31-20-456-78-05 www.screen-europe.com

**U.K. office** / Tel: +44-1582-72-5400 / Fax: +44-1582-72-5405

**SCREEN Holdings Singapore PTE. Ltd.**  
• 29, Kaki Bukit View, #02-00, Kaki Bukit Techpark II, Singapore 415963 / Tel: +65-6845-3288 / Fax: +65-6741-2188 www.screen-sp.com.sg

**SCREEN GP China Co., Ltd.**  
• Room 2001, 2003, 20F, Gable TV Tower 9 Hoi Shing Road Tsuen Wan, N.T. Hong Kong / Tel: +852-2953-0038 / Fax: +852-2755-8683 www.screen-china.com

**Shanghai office** / Tel: +86-21-3126-5122 / Fax: +86-21-5218-2199

**Beijing office** / Tel: +86-10-6708-9271, 9272, 9273 / Fax: +86-10-6708-9395

**Guangzhou office** / Tel: +86-20-3891-1112 / Fax: +86-20-3891-1036

**SCREEN GP Taiwan Co., Ltd.**

• 4th Floor, No. 126-1, Min-tsu West Road, Taipei, Taiwan R.O.C. / Tel: +886-2-25862711 / Fax: +886-2-25914367

**SCREEN HD Korea Co., Ltd.**


• Yonsei Bongrae B/D 10FL, 36, Chilpa-ro Joong-gu, Seoul, 04512, Korea / Tel: +82-2-727-0807 / Fax: +82-2-727-0876 www.screen-korea.com

**SCREEN GP Australia PTY., Ltd.**

• Suite 11, 2 Eden Park Drive, Macquarie Park, NSW 2133, Australia / Tel: +61-2-9016-3400 / Fax: +61-2-9016-3425 www.screen-aust.com.au

Internet web site : [www.screen.co.jp/ga](http://www.screen.co.jp/ga)  
[www.screenamericas.com](http://www.screenamericas.com)  
[www.screen-europe.com](http://www.screen-europe.com)

• This brochure was made using SPEKTA 2 screening.




We reserve the right to alter product design and specifications without prior notice.

No.205-186E Printed in Japan 07-18 040CSI(R0-0)

# PlateRite 8600NII-Z/S/E **NEW**

## Thermal Plate Recorder

De facto standard 8 page thermal CtP delivering the best balance of productivity and exposure quality



Creating a Future in Print

# De facto standard 8 page thermal CtP delivering the best balance of productivity and exposure quality

## PlateRite 8600NII-Z/S/E

These systems feature the latest fiber laser diode exposure heads, enabling them to achieve throughput of up to 32 plates\* per hour. They can also be fitted with autoloaders to allow the creation of a production line that includes automatic plate supply. This configuration greatly extends run times and boosts press operating ratios.

\* For the PlateRite 8600NII-Z model



**Productivity**  
Up to **32** plates\* per hour

**Automation**  
Maximum operating ratios

**Ecology**  
Approx. **60%** less power use during operation

**Support**  
Outstanding operational stability

### Productivity High-speed exposure using fiber laser diode heads

#### High-speed output of 32 plates per hour

All models are equipped with high-output fiber laser diode exposure heads. These heads work with proprietary clamp technologies and an auto-balance mechanism to enable stable, high-speed exposure. The high-end Z model features 96 channel exposure heads, supporting output of up to 32 plates per hour.

System throughputs (1,030 x 800 mm [40.5" x 31.4"] at 2,400 dpi)

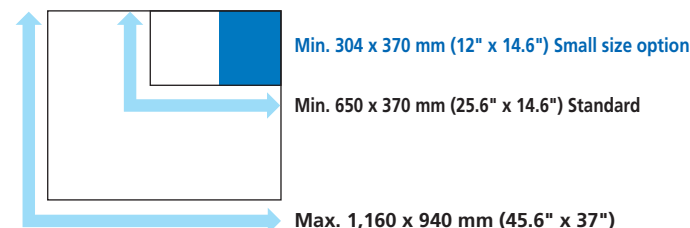
	Light source (laser diode)	Productivity
PlateRite 8600NII-Z	96 channel	32 plates/hr
PlateRite 8600NII-S	64 channel	24 plates/hr
PlateRite 8600NII-E	32 channel	14 plates/hr

\* Productivity may vary depending on the sensitivity of the plates used.  
\* Productivity was measured during output with the unit connected to an autoloader.

#### Handling of diverse plate sizes on any press

Plate sizes ranging from a minimum of 304 x 370 mm\* right up to 1,160 x 940 mm\* can be used. Setting the width of the clamps to 8 mm\* also allows them to be easily fitted to a wide variety of presses.

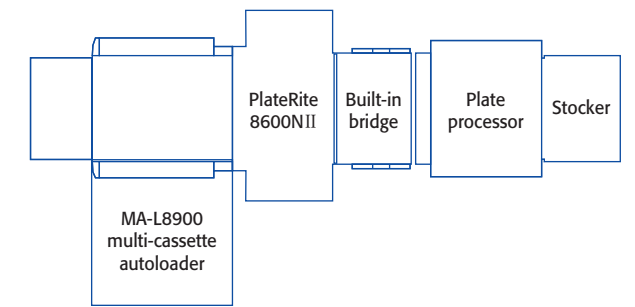
\* Option



### Automation Autoloader system boosts press operating ratios

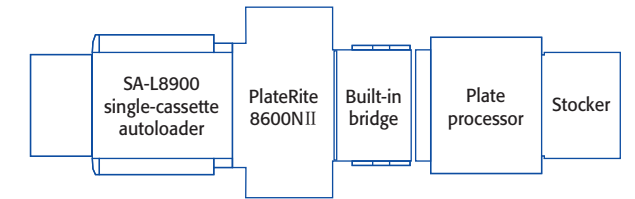
#### MA-L8900 multi-cassette autoloader

The MA-L8900 comes standard with three plate cassettes (up to five as an option) and full automation of both plate supply and cassette switching. Each cassette holds up to 120 plates,\* for a maximum of 600 plates stored in the autoloader. Even if different plate sizes are loaded into separate cassettes, the autoloader flexibly switches between the cassettes as required. Loading all cassettes with the same plate size enables extended periods of continuous operation. \* For 0.24 mm plates



#### SA-L8900 single-cassette autoloader

The SA-L8900 features a single cassette that holds up to 120 plates,\* as well as automatic detection and removal of interleaf paper. Its transport system only contacts the rear side of a plate, preventing damage to the sensitive emulsion side. Manual loading is also possible, giving operators the flexibility to select plate sizes as required. \* For 0.24 mm plates



### Ecology Energy-saving design dramatically reduces running costs

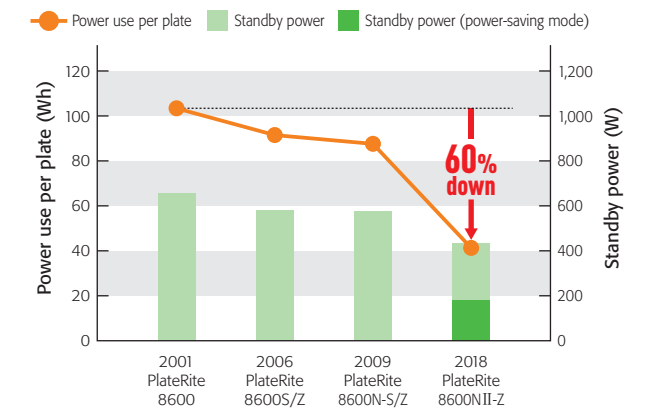
#### Gentle on the environment

We assess the environmental impact of all our products as a form of design review. The PlateRite 8600NII series has been developed with the goals of minimizing energy use and environmental impact while maximizing safety.

- Energy use during operation is reduced by up to 60%.\*
- A power-saving mode allows energy savings during idling.
- Energy use during standby is reduced by up to 73%.\* (When using power-saving mode)
- All models are compatible with chemical-less plates from a range of manufacturers.
- The use of a registration punch-less system cuts running costs.

\* A comparison of the PlateRite 8600 and PlateRite 8600NII-Z when used as standalone systems. The test involved imaging high-sensitivity material of 1,030 x 800 mm (40.5" x 31.4") at 2,400 dpi. As power consumption is also affected by the operating environment and other external factors, the above values cannot be guaranteed.

Trends in PlateRite 8600 series electricity consumption (SCREEN measurements)



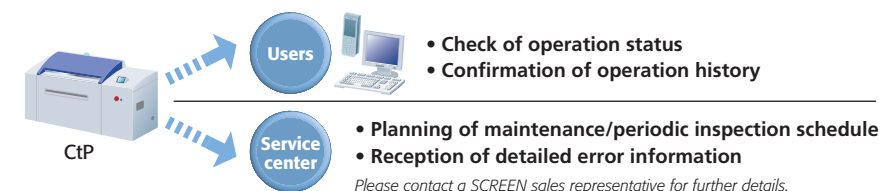
### Support Advanced support boosts system reliability

#### Remote monitoring function

Users can easily monitor and control their system from a remote location via Web browser or e-mail.\* An external PC can also be effectively used as a substitute operation panel to manage CtP settings.

E-mails are automatically forwarded to a service center, providing an in-depth understanding of the operation status of the equipment. This information can be used during maintenance and periodic inspections to ensure the system remains in optimal condition at all times.

\* Can be forwarded to up to five e-mail addresses



Please contact a SCREEN sales representative for further details.

#### TRUST Network Service

##### Online maintenance support service



\* Please refer to the catalogue for TRUST Network Service for detailed information.