

# Metal Cutting Machines

## 280 PGD Bandsaw

The Excision 280PGD is the fabricators favorite saw due to the ease of use dual mitre and dependable strong build. It has carbide guides and a reinforced strong bow to guarantee straight precision cuts.




### Features

- Dual mitre 60° to -45°
- Electric coolant pump
- Cast iron saw frame
- Carbide blade guides
- Includes stand, infeed roller, 500mm adjustable end stop & one blade fitted



SCAN TO  
GO TO LINK

Code 401280PGD1

280 PGD Cutting Capacity			
			
0°	240 X 220 250 X 150	220mm	220mm
45°	200 X 160	165mm	160mm
60°	200 X 95	105mm	95mm
-45°	200 X 160	160mm	160mm
Power Supply	240V		
Blade Speed	25-90 m/min		
Weight	260kg		
Blade Size	2500 X 27 X 0.9mm		



Wanting to increase your blade life? Why not try Excision coolant?

**XDP1000**

