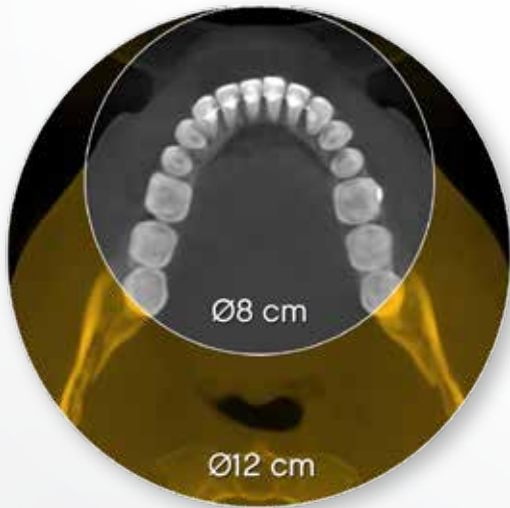


See More. Do More. Right in Your Practice.

Extended Capabilities in a Small Package

The NEW CS 8200 3D is a versatile and compact CBCT system featuring an extended field of view—ideal for practices that want to cover a broader range of indications or expand their treatment capabilities. Powered by Carestream Dental's premium imaging technologies and software, this proven 4-in-1 solution delivers superb image quality in all modalities and enables you to offer more in-office services.



NEW

EXTENDED FIELD OF VIEW

The CS 8200 3D features two additional fields of view¹ —12 cm x 5 cm and 12 cm x 10 cm—perfectly suited for scanning the full arch in a single scan and ideal for any cases involving the entire dentition or third molar.

MULTI-FUNCTIONAL SYSTEM

In addition to diagnostic imaging, the CS 8200 3D allows you to obtain precise digital 3D models that integrate seamlessly with optional 3D applications, including those for implant planning and orthodontics.



¹ Option

“You don’t know how important a 3D system is to your practice until you have it.”

Expand Your Vision. Expand Your Practice.

DR. DAVID GOTEINER, DDS

Image quality is the cornerstone of the CS 8200 3D. Our advanced imaging technologies provide exceptional clarity with limited artifacts and noise, enhancing your diagnostic capabilities and helping you to see more than ever before.

With its extended field of view, advanced software applications and optional cephalometric module, the CS 8200 3D meets all the needs of general dentists and specialists placing implants as well as those performing endodontic treatments, periodontal treatments, oral surgery, orthodontic procedures or airway analysis.

NEW

REDUCED METAL ARTIFACTS

Exclusive CS MAR¹ technology with live comparison automatically reduces metal artifacts and helps confirm diagnosis and reduces the risk of misinterpretation.

SELECTABLE FIELDS OF VIEW

With up to six fields of view—ranging from 4 cm x 4 cm to 12 cm x 10 cm — you can obtain the ideal image for each individual exam at the lowest dose.

NEW

ADVANCED NOISE REDUCTION

This algorithm reduces image noise while preserving clinical details and improves perception of the cortical bone edge, ligament space, soft tissues and other small details.

HIGH-RESOLUTION 3D IMAGES

EndoHD mode delivers extremely high-resolution images (up to 75 µm), perfectly suited for endodontic indications.

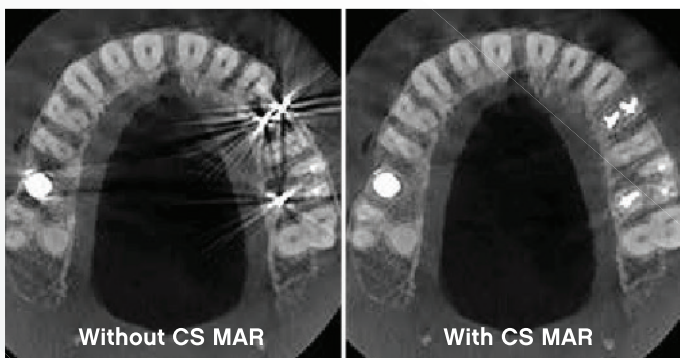
NEW

OUTSTANDING 2D IMAGES

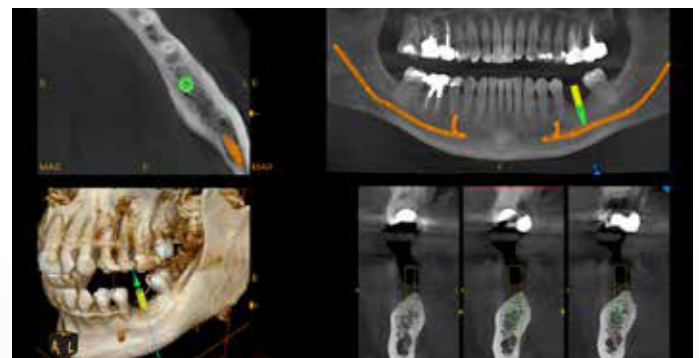
Thanks to the new Tomosharp technology and advanced image processing, the CS 8200 3D delivers panoramic, cephalometric and extraoral bitewing images with impressive sharpness.

POWERED BY CS IMAGING VERSION 8

Our latest imaging software connects all Carestream Dental imaging and CAD/CAM technologies into a single platform—the first step to an effective digital workflow.



CS MAR allows significant reduction of artifacts caused by implants, fillings or restorations.



Full arch scans are ideal for cases involving the entire dentition.

¹ Option