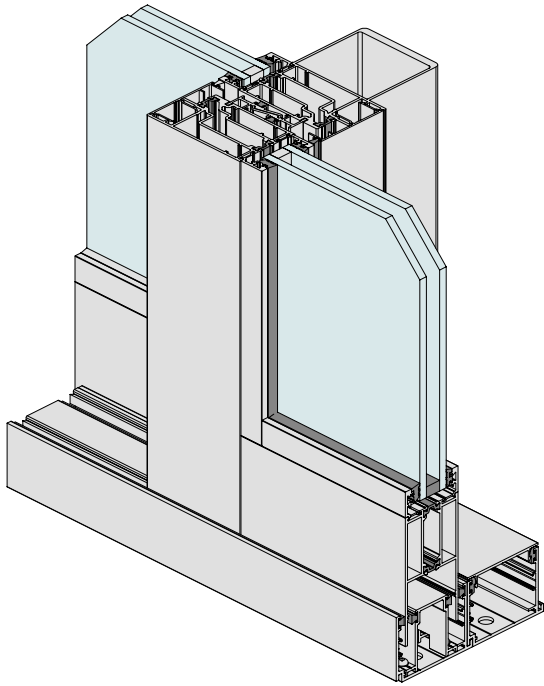
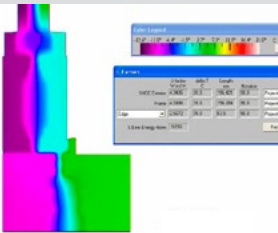


THERMALLY BROKEN BOTTOM ROLLING SLIDING DOOR

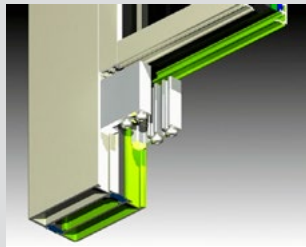


KEY FEATURES

- Incorporating ThermalHEART® technology, Series 852 delivers excellent thermal performance and is ideal for commercial and high-end residential applications.
- Incorporates fully beaded 50mm thick heavy duty door stiles and rails designed to accept 28mm IGUs.
- Door stiles have been designed to accept wide backset (34mm and 38mm) locks. The greater the backset, the easier it is to access the key.
- Captive co-extruded glazing wedge option (illustrated) reduces the chance of vandalism.
- Available as sliding or stacking panels.
- Heavy duty bottom rolling running gear
- Alternative Centor E2/E3 top-hung rollers available
- Top and bottom rails are secured to stiles with heavy duty spigot fixed to thick backing plate with high tensile bolts.



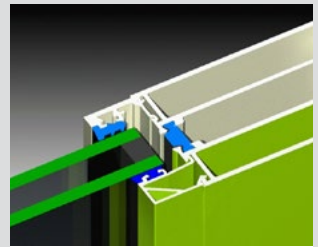
ThermalHEART™ frames perform significantly better than traditional aluminium frames.



Commercial doors are only as good as the joinery system. Series 852 doors have custom extruded aluminium spigots and backing plates that ensure the joint between the stiles and rails remain tight.



The wide stiles allow us to fit extra wide 34mm backset mortice locks.



Thermally broken top-hung sliding doors running on E3 quad rollers are easy to open and close.

GENERAL

Max Panel Height
2800mm

Max Panel Width
2500mm

Max Glass Thickness
28mm

Frame Depth
50mm

ENERGY

UW Range
2.6-3.4

SHGC Range
0.16-0.45

WEATHER

Weather performance of this system will depend upon selected framing, configuration and sill. For more information contact AWS.

ACOUSTICS

This product has not been acoustics tested.

