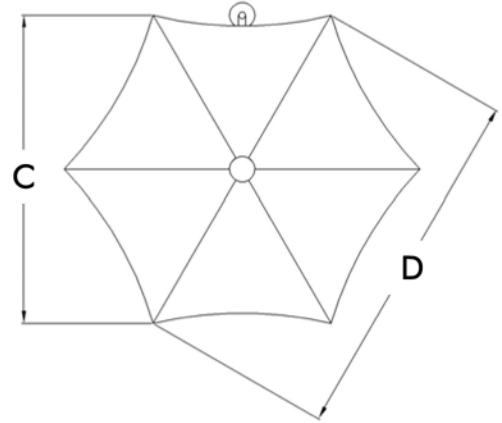
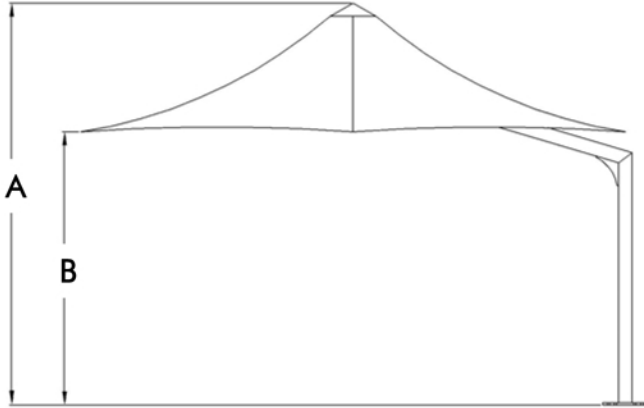


FLEXSHADE® Hexagonal™

- Features:
- ✘ Acrylic or Tedlar® PVC/Polyester Membrane.
 - ✘ Hot Zinc & Powder Coated Steelwork. (Alternative Stainless Steel Support Frame)
 - ✘ Stainless Steel Cables & Fittings.
 - ✘ Controlled Water Drainage Links.
 - ✘ Minimal Footings for Area Covered.
 - ✘ Designed to AS1170 Wind Code and to comply with other Codes worldwide.

Hexagonal™ "S"

Cantilever™ 12, 16, 19



SHIPPING

TYPE	*A	*B	*C	*D	SHIPPING	
					DIMENSIONS	WEIGHT
Flexshade *12S	2995	2400	3032	3500	2875 x 420 x 450 mm	158 kg
Flexshade *16S	3300	2400	4218	4870	2875 x 420 x 450 mm	205 kg
Flexshade *19S	3535	2400	5022	5800	2875 x 420 x 450 mm	367 kg



Pivot option available on all sizes.

Flexshade® Hexagonal™ "S" can be designed to suit specific customer™ requirements for height and plan dimension.



An Activity of TENSION SPAN STRUCTURES PTY LTD ABN 20 050 400 836
 62 Commercial Road, Fortitude Valley, Queensland, Australia 4006
 Ph: (07) 3854 1900 Intl Ph: +61 7 3854 1900 Fax: (07) 3252 1252
 Email: sales@flexshade.com Web: www.flexshade.com



Technical Specifications Hexagon™ Range

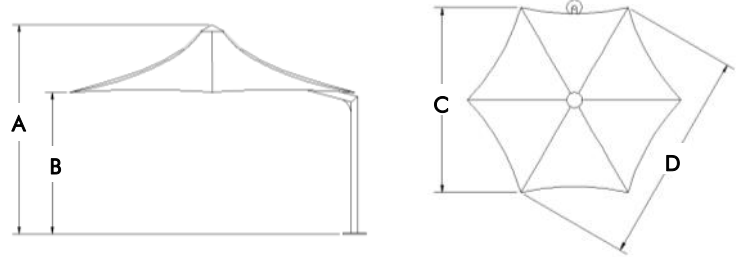
HEXAGONAL™ - F*12S, F*16S, F*19S

Wind Rating : 45m/sec (100mph)
W45 to AS1170.2
Exposure B to ASCE 7

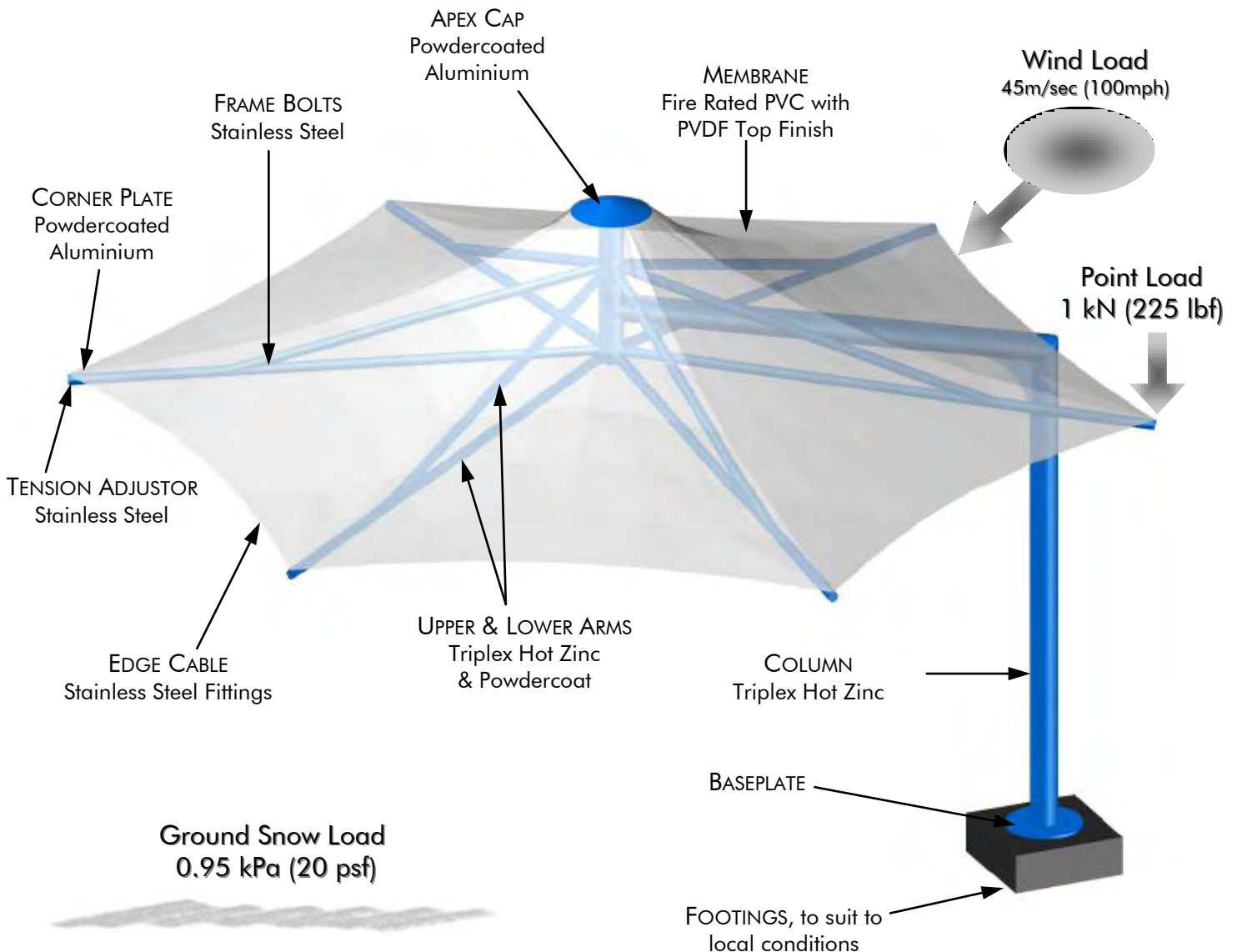
Point Load : 1 kN (225lbf) at Corner

Snow Load : 0.95 kPa (20 psf)
Ground Snow Load

Plan Areas : F*12 - 7.8 sq.m (84 sq.ft)
F*16 - 13.9 sq.m (150 sq.ft)
F*19 - 19.1 sq.m (205 sq.ft)



TYPE	A	B	C	D
F*12S	3100 mm 10' 2"	2400 mm 7' 9"	3120 mm 10' 2"	3600 mm 11' 8"
F*16S	3390 mm 11' 1"	2400 mm 7' 9"	4200 mm 13' 8"	4850 mm 15' 9"
F*19S	3665 mm 12'	2400 mm 7' 9"	5020 mm 16' 5"	5800 mm 19'



Flexshade® can be designed to suit specific customer requirements for height and plan dimension.