


# BRITEX CERAMIC ACCESSIBLE TOILET PAN



## features and benefits

- Gloss white ceramic care pan
- Simple and stylish contemporary design
- Supplied with grey care toilet seat
- Suitable for P or S Trap Installation
- Designed to suit AS1428 for accessible compliance
- Rimless and ultra hygienic design
- Back to wall floor mounted pan
- Gently rounded edges
- Suited to a wide range of applications
- Recommended for use with concealed cistern

## about

The *Britex Ceramic Accessible Pan* is an easy to install and versatile ceramic care pan option perfectly suited to a wide variety of applications. WELS Star rated and watermark certified, the gloss white ceramic pan is a classic addition to any bathroom with an ultra hygienic rimless bowl being particularly easy to keep clean, thus reducing cleaning times considerably. Suitable for P or S trap installation, this toilet is supplied with a compliant grey toilet seat to suit AS1428 standard for accessibility. Key to the design are gently rounded corners giving the pan a seamless soft feel ideally suited but not limited to domestic, education and hospitality bathrooms.

## sample spec. text

*BRITEX Ceramic Accessible Toilet Pan - 800L x 360W x 468H mm. Watermark and Wels certified. Complete with grey care toilet seat and ceramic dual flush cistern. Compliant to AS1428 - Product Code BSW-ACP*

\*RED TEXT may denote a **variable** where one option only is to be selected, a **nominal dimension** that needs to be specified, or an **optional feature** that can be removed if not required. Please refer to the back of this page for additional specification details and options.

VISIT [BRITEX.COM.AU](http://BRITEX.COM.AU) TO DOWNLOAD BIM FILES, CAD DRAWINGS AND THE MOST CURRENT PRODUCT LITERATURE.



**MELBOURNE**  
Britex Place, Mirra Crt  
Bundoora VIC 3083  
t (03) 9466 9000  
f (03) 9466 9011

**SYDNEY**  
16 Northumberland Drv  
Taren Point NSW 2229  
t (02) 9531 2100  
f (02) 9531 2800

**PERTH**  
Unit 1/8 Principal Link  
Malaga WA 6090  
t (08) 9249 5464  
f (08) 9248 6893

**BRISBANE**  
19 Manilla St  
East Brisbane QLD 4169  
t (07) 3363 2400  
f (07) 3363 2444

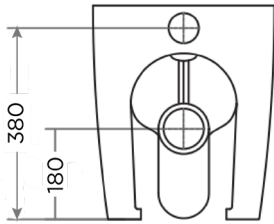
**ADELAIDE**  
The Britex Group  
SA State Office  
t 1300 764 744  
f 1300 784 306

[britex.com.au](http://britex.com.au) | [info@britex.com.au](mailto:info@britex.com.au) | A.B.N 83 004 309 737

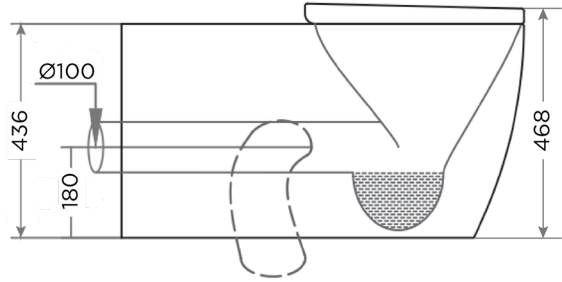
# BRITEX CERAMIC ACCESSIBLE TOILET PAN

PRODUCT CODE

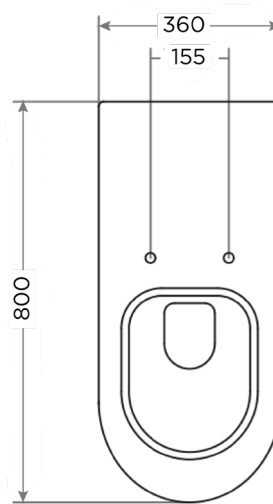
## BSW-ACP



MODEL BSW-ACP Rear Elevation



MODEL BSW-ACP Side Elevation



MODEL BSW-ACP Plan

\* All drawings contain the necessary measurements which are subject to standard tolerances. They are stated in mm and are non-binding. Exact measurements, in particular for customised installation scenarios, can only be taken from the finished ceramic piece.



**When specifying this product please include:**

- Product **Name** and **Code**
- Product **Dimensions**

VISIT [BRITEX.COM.AU](http://BRITEX.COM.AU) TO DOWNLOAD BIM FILES, CAD DRAWINGS AND THE MOST CURRENT PRODUCT LITERATURE.