



iNS-316

16-port 10/100 Mbps PoE(PSE) IoT Switch

Features

- 16 PoE/PoE+ PSE capable ports, fully compliant to IEEE 802.3af/at
- Up to 30 watts per PoE port at 48 ~ 57 VDC Power Input
- Ethernet Bypass for Port 15 & Port 16
- Power Management and Schedule Control for each PoE port
- Web GUI configuration and management
- SNMP_v2c Supports
- Modbus Function Supports
- MQTT Supports



Introduction

The iNS-316 is 16-Port IoT Switch. Supports auto-negotiation, flow control and auto MDI/MDI-X function, providing up to 30W per port and independent PoE status LED can easily and quickly eliminate abnormalities.


Support simple and friendly UI, the user can manage the power supply status of the PoE device through the web page remotely. It also supports the power scheduling function so that the device will automatically turn off the power when it is not needed in order to achieve the purpose of energy saving.

Specifications

| | |
|-----------------------------|---|
| Model | iNS-316 |
| EMS Protection | |
| EFT (IEC 61000-4-4) | ± 1 kV |
| ESD (IEC 61000-4-2) | ± 4 kV Contact |
| LED Indicators | |
| Status | PWR1, PWR2, Fault, PoE, Link/Act |
| Ethernet | |
| Ports | 16 x RJ-45, 10/100Base-TX |
| Standards | IEEE 802.3 for 10 Base-T IEEE 802.3u for 100 Base-TX IEEE 802.3x for Flow Control, Back Pressure Flow Control IEEE 802.3af Power Over Ethernet IEEE 802.3at Power Over Ethernet Energy Efficient Ethernet (EEE) as per 802.3az; this provides power savings during idle network activity |
| Processing Type | Store & forward |
| MAC Table | 16 K |
| Frame Buffer Memory | 4 Mbit |
| Isolation | 1500 Vrms 1 minute |
| PoE Technology | |
| PoE Compliance | 100% IEEE 802.3at compliant |
| PoE Power | Up to 30 watts per port |
| PoE Pin Assignments | V+ (pin 1, 2), V-(pin 3, 6) , alternative A |
| PoE Voltage | +46 ~ +57 VDC depending on power input |
| Power | |
| Reverse Polarity Protection | Yes |
| Input Range | 48 ~ 57 VDC Redundant dual Input |
| Redundant Power Inputs | Yes |
| Consumption | 0.10 A @ 53 VDC without PD loading, 10A @ 53VDC with PD full loading (30W per ports) |
| Alarm Output | Yes, Relay 1 A @ 30 VDC |
| Mechanical | |
| Casing | Metal |
| Dimensions (mm) | DIN-rail mounting: 44 x 179 x140 mm |
| Installation | DIN-rail mounting or wall mounting (optional) |
| Environment | |
| Operating Temperature | -25 °C ~ +75 °C |
| Storage Temperature | -40 °C ~ +85 °C |
| Humidity | 10% ~ 90% RH, non-condensing |

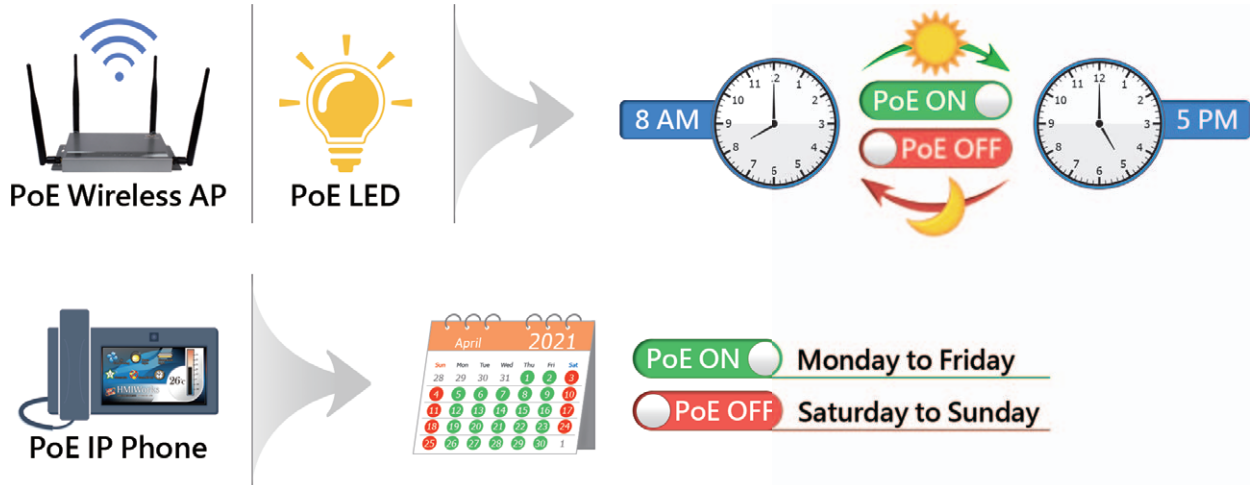
Web GUI Management Interface

iNS-316 IoT Switch Support Web GUI management interface, easy and quick to configure and monitoring Ethernet status, PoE Voltage, Current and Consumption, Provide customers with new options for intelligent management.



Power On/Off Schedule

An individual power on/off schedule is provided for each PoE port of the iNS-316. Auto turning off and turning on the devices at selected times can save manpower, time costs, and power when the devices are not in used.



Power Reset Schedule

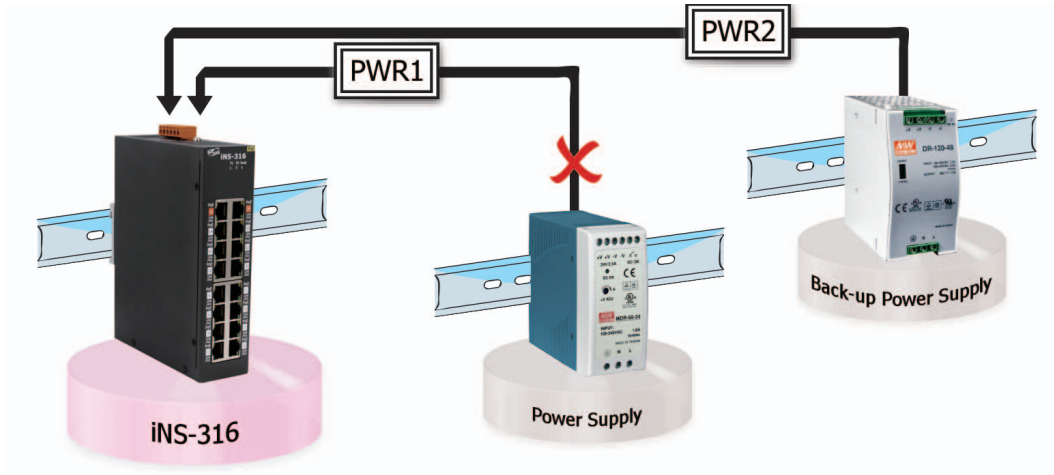
The PoE powered devices may become slow or inoperable if they are left on for too long. A simple reset can help you to solve most problems most of the time. The iNS-316 offers an individual power reset schedule for each PoE port, you can configure the schedule through a web browser to reset your devices regularly and keep them working in good condition.



Redundant Power Input


Both power inputs can be connected simultaneously to live DC power sources. If one power source fails, the other live source will act as a backup, and automatically supplies all of iNS-316 power needs.

If operating at high loading (total PoE Loading over 60w) suggest used dual input power supply.

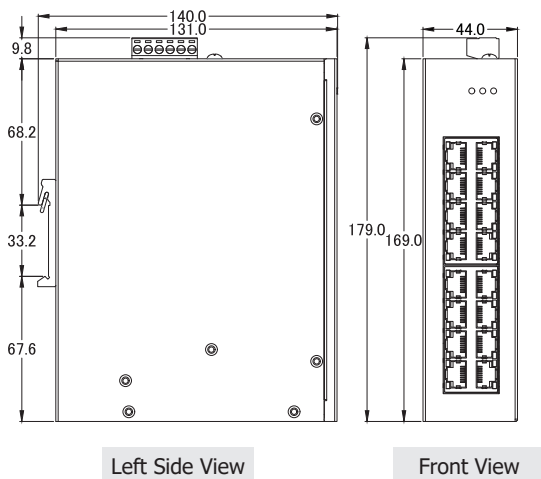


Ethernet bypass application

Supports Daisy chain technology, when iNS-316 Power fail, Port 15 & Port 16 will bypass Ethernet signal ensure the transmission of important data.



Dimensions (Units: mm)



Ordering Information

| | |
|-------------------|--|
| iNS-316 CR | 16-port 10/100 Mbps PoE(PSE) IoT Switch (RoHS) |
|-------------------|--|

Accessories (Optional)

| | |
|--------------------|--------------------------------|
| ASO-0023 CR | Wall Mount Kit (W:44mm) (RoHS) |
|--------------------|--------------------------------|