



Company name _____ PO# _____
 Contact: _____ Item# _____
 Phone: _____ Quantity _____
 E-mail: _____
 Accessories: _____ Additional Bulbs: __

Ceiling Mounted Warmers

Description:

Single warmer fixture available in eight distinctive shade styles to match any décor. All fixtures are constructed using the finest materials and components. Lamp body and switch holder are constructed from heavy gauge spun Aluminum. Standard finishes include Chrome (CH), Stainless (SS), Brass (BR), Black (BK), and Bright Copper (BC). Specialty finishes and custom powder coats available. All finishes are non-tarnishing, require no polishing and are easy to clean. All internal components including lamp socket and wiring are high temperature rated (200°C). Each shade style is available with all mounting types*. All units can be track mounted.

*Rigid mounts are suggested for 500 shades

Accessories (Must be ordered separately)


- Additional 250 watt shatterproof lamp
- "H" Compatible track
- "H" Compatible track fittings

Standard Features:

- Standard lamp shade models available.
- Five different mounting styles to choose from.
- Custom options available

Order Code
 XXX-YYY-ZZ

X= Shade Style Example "800"
 Y=Mounting Type Example "RET"
 Z=Finish Example "SS"
 Example: "800-RET-SS" For an 800 retractable in Stainless Steel

Specifications	
Mechanical	
Light head	Plated or powder coated Stainless Steel
Light head sizes	Range from 6 ½"-11" diameter x 7 3/8-8" long
Light head height from countertop	-C Models ship with a 6 Ft. cord to be shortened to the appropriate length during installation. -SMT and LGT Units must be cut to required length at the factory. -All retractable ceiling warmers offer a camber range of 30"-100"
Ceiling down tube and all fittings	Brass and Stainless Steel
Switch holder(Optional)	Plated or powder coated spun aluminum. 2 7/8" diameter x 2" tall
Ceiling cover	Brass,Copper or Stainless Steel plated or powder coated spun aluminum.
Shipping weight	Approximately 4 pounds
Internal wiring	18 gauge silver stranded with Teflon insulation. Rated (200° C)
Lamp socket	Glazed porcelain/nickel. Rated (200° C)
Switch(Optional)	On/Off rated 15 amps @ 115 VAC
Cord	115 VAC-18 gauge 3 conductor cable 230 VAC-18 gauge 3 conductor harmonized cable
Electrical	
Operating Voltage	115-230, VAC 50-60 Hz, single phase
Power	250 watts Maximum
Operating amperage	2.25 amps (115 VAC) 1.25 amps (230 VAC)
Lamp type	Infrared 250 watts maximum, shatterproof design.
Safety Listings	
Organizations	

Hanson Heat Lamps. 7530 San Fernando Road Sun Valley, CA 91352
 Phone (818)767-3501, Fax (818) 767-7691, Email:info@HansonHL.com

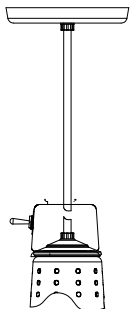
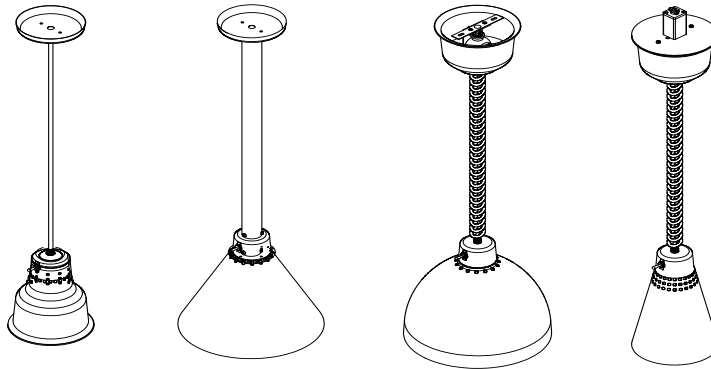


Company name _____
 Contact: _____
 Phone: _____
 E-mail: _____
 Accessories: _____

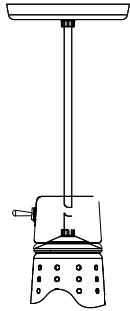
PO# _____
 Item# _____
 Quantity _____
 Additional Bulbs: _____

Ceiling Mounted Warmers

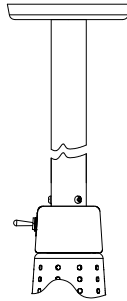
Mounting Options



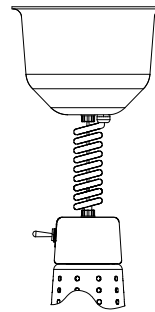
Type "SMT"
Rigid 3/8"
diameter down
tube. Please
specify overall
length



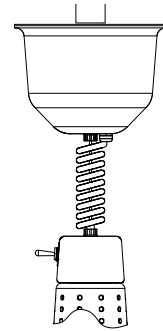
Type "C"
Flexible
Black cord
6 Ft. long.
Cut to
length
during
installation.



Type "LGT"
Rigid 1 1/2"
diameter down
tube. Please
specify overall
length.



Type "RET"
Retractable
cord ceiling
mount.
Height
adjustable
30"-100"
from ceiling.



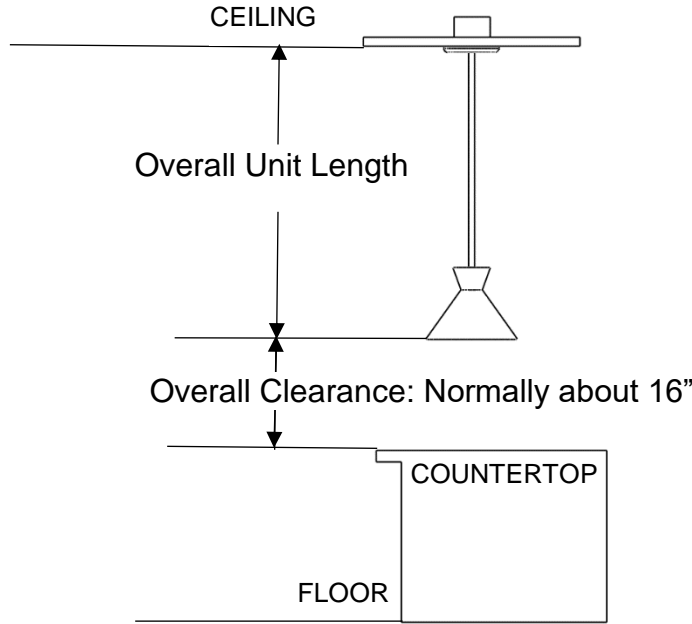
Type "RET"
Retractable
cord track
mounted.
Height
adjustable
30"-100"
from ceiling.



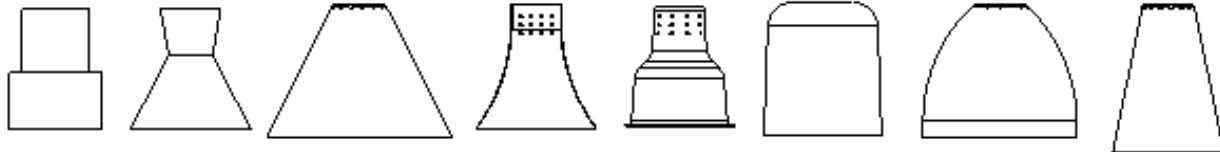
Company name _____
 Contact: _____
 Phone: _____
 E-mail: _____
 Accessories: _____

PO# _____
 Item# _____
 Quantity _____
 Bulbs: _____

Ceiling Mounted Warmers

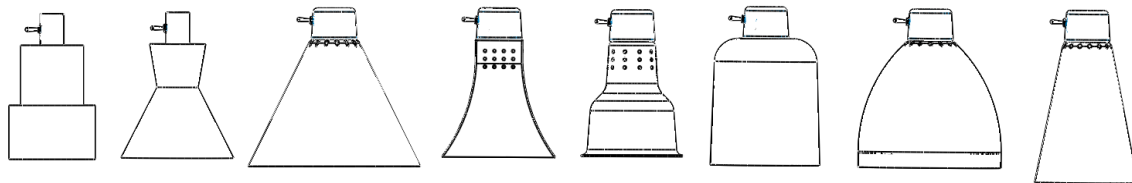


SHADE STYLES



STYLE-200	STYLE-300	STYLE-400	STYLE-500	STYLE-600	STYLE-700	STYLE-800	STYLE-900
5.5" X 7.5"	7 1/8" 7.5"	11.0" X 8.00"	7 1/4" X 7 3/8"	6 1/2" X 8.0"	7.0" X 8.0"	11 1/8" X 8.0"	6.5" X 8.5"
Diameter X Length	Diameter X Length	Diameter X Length	Square X Length	Diameter X Length	Diameter X Length	Diameter X Length	Diameter X Length
140 mm X	181 mm X	279 mm X	184mm X	165 mm X	178 mm X	283 mm X	165 mm X

Switch Mount Options



Switch Holder Dimensions

Styles 200-300: Switch Holder Dimensions: 1.5" diameter x 2" tall. Switch toggle 15 amps @ 115 VAC
 Styles 400-900: Switch Holder Dimensions: 2 7/8" diameter x 2" tall. Switch toggle 15 @ 115 VAC

Hanson Heat Lamps 7530 San Fernando Road Sun Valley, CA 91352
 Phone (818)767-3501, Email: info@HansonHL.com