



COLD
ENGINEERING
TECFRIGO



ItalianGelato
Concepts
dessert projects & equipment supply

SNELLE



SNELLE 360 G



SNELLE restyled

- Thermodynamics R290.
- New design 2024.
- Choice of LED colour temperature: 3,000K or 6,500K.
- Soft-touch control unit with built-in controls.
- Frame entirely in aluminium.
- New light grey or anthracite grey colours.
- Stainless steel ventilation grids.
- 5 or 7 standard shelves per compartment (variable depending on the model and temperature; double in the 2-door versions).
- Triple glazing, with gas insulation, standard, on each side.
- High Density polyurethane thermal insulation.
- Swivel wheels with and without brake, standard.
- Large stainless steel handle along the entire length of the door.
- Double row LED lighting with high luminous efficiency and energy saving.

Evaporator is placed in the bottom part of the unit.

- In this version you can have the maximum display capacity and high brightness. The best way to show your products!



STANDARD

Rotating and square tempered crystal shelves

Q/BTQ-S/BTQ-S BIS:

Opaque bottom shelves

Scan the QR code for the updated energy labels


































































Only where required by law

SNELLE 720 Q

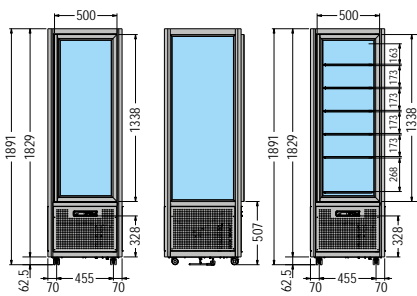
Standard colors		Optional colors
		
COD. 60	COD. 61	RAL

SNELLE

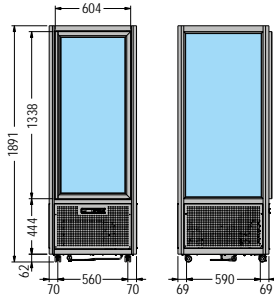
	 °C	 Lt.	 LxPxH mm	 N° - mm. STANDARD	 Watt	 % U.R.	 DEFROST	 H ₂ O			 Kg.		
SNELLE 360 G	+4/+10	360	595x640x1890	5 - 450x420	440	75		AUT		R290	139	OPTIONAL	LED
SNELLE 360 Q	+4/+10	360	595x640x1890	5 - 450x420	440	75		AUT		R290	139	OPTIONAL	LED
SNELLE 360 R	+4/+10	360	595x640x1890	7 - Ø 430 mm	440	75		AUT		R290	141	OPTIONAL	LED
SNELLE 360 R CIOCCO	+14/+16	360	595x640x1890	7 - Ø 430 mm	520	40/44		AUT		R600A	141	OPTIONAL	LED
SNELLE 360 Q CIOCCO	+14/+16	360	595x640x1890	5 - 450x420	500	40/44		AUT		R600A	139	OPTIONAL	LED
SNELLE 360 BTV-S	-15/-21	360	595x640x1890	5 - 450x420	500	40		AUT		R290	144	OPTIONAL	LED
SNELLE 360 BTQ-S	-15/-21	360	595x640x1890	5 - 450x420	500	40		AUT		R290	144	OPTIONAL	LED
SNELLE 360 BTV-S BIS	+5/-20	360	595x640x1890	5 - 450x420	500	70/40		AUT		R290	144	OPTIONAL	LED
SNELLE 360 BTQ-S BIS	+5/-20	360	595x640x1890	5 - 450x420	500	70/40		AUT		R290	144	OPTIONAL	LED
SNELLE 360 RBT-S	-15/-21	360	595x640x1890	7 - Ø 430 MM	560	40		AUT		R290	146	OPTIONAL	LED
SNELLE 360 RBT-S BIS	+5/-20	360	595x640x1890	7 - Ø 430 MM	560	70/40		AUT		R290	146	OPTIONAL	LED
SNELLE 360 GBT	-10/-19	360	595x640x1890	6 - 470x470	370	40		AUT		R290	140	OPTIONAL	LED
SNELLE 360 GS	-10/-19	360	595x640x1890	6 - 470x470	370	40		AUT		R290	137	OPTIONAL	LED
SNELLE 525 G	+4/+10	525	700x750x1890	5 - 555x495	450	75		AUT		R290	173	OPTIONAL	LED
SNELLE 525 Q	+4/+10	525	700x750x1890	5 - 555x500	450	75		AUT		R290	173	OPTIONAL	LED
SNELLE 525 R	+4/+10	525	700x750x1890	7 - Ø 535 mm	470	75		AUT		R290	176	OPTIONAL	LED
SNELLE 525 Q CIOCCO	+14/+16	525	700x750x1890	5 - 555x500	500	40/44		AUT		R600A	174	OPTIONAL	LED
SNELLE 525 BTQ-S	-15/-21	525	700x750x1890	5 - 555x500	600	40		AUT		R290	177	OPTIONAL	LED
SNELLE 525 BTQ-S BIS	+5/-20	525	700x750x1890	5 - 555x500	600	70/40		AUT		R290	177	OPTIONAL	LED
SNELLE 525 BTV-S	-15/-21	525	700x750x1890	5 - 555x495	600	40		AUT		R290	177	OPTIONAL	LED
SNELLE 525 BTV-S BIS	+5/-20	525	700x750x1890	5 - 555x495	600	70/40		AUT		R290	177	OPTIONAL	LED
SNELLE 525 RBT-S	-15/-21	525	700x750x1890	7 - Ø 535 mm	500	40		AUT		R290	177	OPTIONAL	LED
SNELLE 525 RBT-S BIS	+5/-20	525	700x750x1890	7 - Ø 535 mm	500	70/40		AUT		R290	160	OPTIONAL	LED
SNELLE 525 GBT	-10/-19	525	700x750x1890	6 - 555x560	470	40		AUT		R290	176	OPTIONAL	LED
SNELLE 525 GS	+4/+10	525	700x750x1890	5 - 555x495	440	60		AUT		R290	173	OPTIONAL	LED

Standard voltage: 230v/1/50Hz - Climatic class: MAX = (30°C - % U.R. 55)

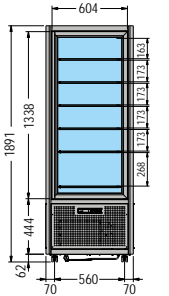
SNELLE 360



SNELLE 360 GBT

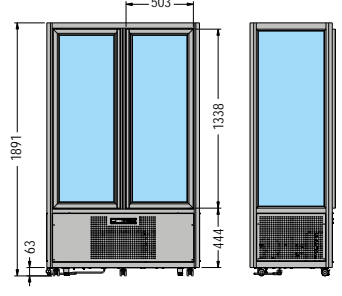


SNELLE 525



SNELLE 525 GBT

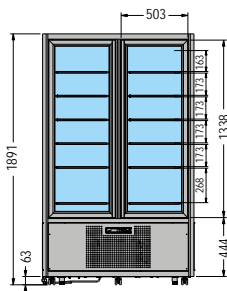
SNELLE 720



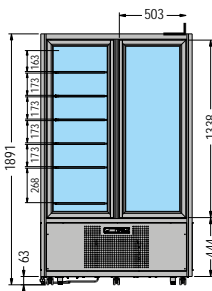
SNELLE

	°C	Lt.	LxPxH mm	N° - mm. STANDARD	Watt	% U.R.	DEFROST	H ₂ O			Kg.		
SNELLE 720 G	+4/+10	720	1140x640x1890	10 - 470x450	650	75		AUT		R290	205	OPTIONAL	LED
SNELLE 720 Q	+4/+10	720	1140x640x1890	10 - 470x450	670	75		AUT		R290	205	OPTIONAL	LED
SNELLE 720 R	+4/+10	720	1140x640x1890	14 - Ø 430 mm	730	75		AUT		R290	207	OPTIONAL	LED
SNELLE 720 BTQ-S	-15/-21	720	1140x640x1890	10 - 470x450	700	40		AUT		R290	207	OPTIONAL	LED
SNELLE 720 BTQ-S BIS	+5/-20	720	1140x640x1890	10 - 470x450	700	70/40		AUT		R290	207	OPTIONAL	LED
SNELLE 720 BTV-S	-15/-21	720	1140x640x1890	10 - 470x450	700	40		AUT		R290	207	OPTIONAL	LED
SNELLE 720 BTV-S BIS	+5/-20	720	1140x640x1890	10 - 470x450	700	70/40		AUT		R290	207	OPTIONAL	LED
SNELLE 720 GBT-G	-10/-19 +4/+10	720	1140x640x1890	6 - 470x470 +5 RIP. GRIGLIA 450x420	800	40 75		AUT		R290	225	OPTIONAL	LED
SNELLE 720 GBT-R	-10/-19 +4/+10	720	1140x640x1890	6 - 470x470+6 RIP. Ø 430 mm	810	40 75		AUT		R290	227	OPTIONAL	LED
SNELLE 720 RBT-S	-15/-21	720	1140x640x1890	14 - Ø 430 MM	750	40		AUT		R290	210	OPTIONAL	LED
SNELLE 720 RBT-S BIS	+5/-20	720	1140x640x1890	14 - Ø 430 MM	750	70/40		AUT		R290	210	OPTIONAL	LED
SNELLE 720 RG	+4/+10	720	1140x640x1890	7 - Ø 430 mm+5 RIP.470x450	700	75		AUT		R290	206	OPTIONAL	LED
SNELLE 720 GBT-GBT	-10/-19 -10/-19	720	1140x640x1890	12 - 470x470	830	40 40		AUT		R290	226	OPTIONAL	LED
SNELLE 720 GS	+4/+10	720	1140x640x1890	10 - 470x470	700	60		AUT		R290	213	OPTIONAL	LED
SNELLE 1050 G	+4/+10	1050	1345x750x1890	10 - 560x555	700	75		AUT		R290	300	OPTIONAL	LED
SNELLE 1050 Q	+4/+10	1050	1345x750x1890	10 - 560x555	700	75		AUT		R290	300	OPTIONAL	LED
SNELLE 1050 R	+4/+10	1050	1345x750x1890	14 - DIAM 535	720	75		AUT		R290	305	OPTIONAL	LED
SNELLE 1050 BTQ-S BTQ-S	-15/-21 -15/-21	1050	1345x750x1890	10 - 555x500	900	40 40		AUT		R290	315	OPTIONAL	LED
SNELLE 1050 BTQ-S BIS BTQ-S BIS	+5/-20 +5/-20	1050	1345x750x1890	10 - 555x500	900	70/40 70/40		AUT		R290	315	OPTIONAL	LED
SNELLE 1050 BTV-S BTV-S	-15/-21 -15/-21	1050	1345x750x1890	10 - 495x555	900	40 40		AUT		R290	315	OPTIONAL	LED
SNELLE 1050 BTV-S BIS BTV-S BIS	+5/-20 +5/-20	1050	1345x750x1890	10 - 495x555	900	70/40 70/40		AUT		R290	315	OPTIONAL	LED
SNELLE 1050 GBT-G	-10/-19 +4/+10	1050	1345x750x1890	11 - 6x 560x555 + 5x 555x495	880	40 75		AUT		R290	315	OPTIONAL	LED
SNELLE 1050 GBT-GS	-10/-19 +4/+10	1050	1345x750x1890	11 - 6x 555x560 + 5x 555x495	880	40 60		AUT		R290	320	OPTIONAL	LED
SNELLE 1050 GBT-GBT	-10/-19 -10/-19	1050	1345x750x1890	12 - 555x560	900	40 40		AUT		R290	315	OPTIONAL	LED
SNELLE 1050 GS	+4/+10	1050	1345x750x1890	10 - 555x560	700	60		AUT		R290	300	OPTIONAL	LED

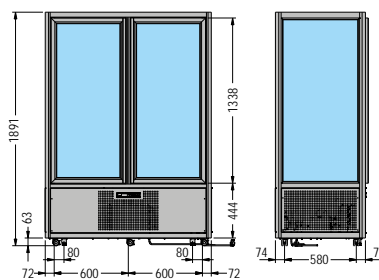
SNELLE 720 GBT



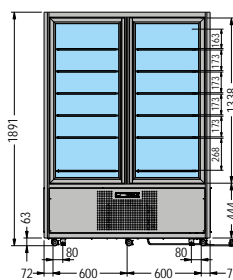
SNELLE 720 GBT G SNELLE 720 GBT R



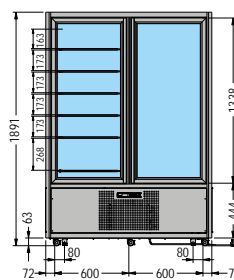
SNELLE 1050



SNELLE 1050 GBT



SNELLE 1050 GBT G SNELLE 1050 GBT GS



RBT-S
 RBT-S BIS
 R

GBT-R
 RG



BTQ-S BTQ-S
 BTQ-S BIS BTQ-S BIS
 Q

BTV-S BTV-S
 BTV-S BIS BTV-S BIS
 G

GBT
 GBT-G
 GBT-GS
 GS

R



Abbreviations Legend



COLD
ENGINEERING
TECFRIGO




Italian Gelato Concepts Pty Limited Unit 1,
37 Mortimer Road
Acacia Ridge Qld 4110

Bris Office: +61 [0] 7 3162 7724
Syd Office +61 [0] 2 8311 9701
Email: info@italiangelato.com.au

www.italiangelato.com.au

Num. P	Number of doors for each counter table (Ex. 3P - Table with 3 doors)
Num. TV	Number of temperatures for each wine cabinet (Ex. 2TV - Wine cabinet performing 2 temperatures)
Num. V	Number of doors for each counter table (Ex. 3V - Table with 3 doors)
BIS	Display cabinet performing positive or negative temperature
BM	Basins heated by bain-maire system
BTFC	Static with fan assistance, low temperature cabinet with blind door
BTQ	Ventilated display freezer with crystal shelves
BTV	Ventilated display freezer with wiring shelves
DA	"Dry Aged", specific display cabinet for dr-aged meat
FG	"Full Glass", structural glass door
G	Ventilated display chiller with wiring shelves
GBT	Static display freezer with fixed evaporating shelves
GN	Equipment arranged to host gn basins
GS	Static display chiller with wiring shelves
GV	Ventilated display chiller with wiring shelves
I	Built-in equipment
M	Buffet/drop-in with motorized hood
P	Equipment to be positioned at the wall
PS	Equipment with sliding doors
Q	Ventilated display chiller with crystal shelves
QB	Ventilated low display chiller with crystal shelves
R	Ventilated display chiller with rotating glass shelves
RBT	Ventilated display freezer with rotating glass shelves
RG	Ventilated display chiller with rotating glass shelves and wiring shelves
RI	Ice-cream showcase with reserve room
SG	Equipment without compressor, already arranged for remote system
SP	Display cabinet without panels
SS	Self-service equipment
VC	Showcase with curved glass
VD	Showcase with flat glass
VDB	Showcase with low flat glass
VFS	Buffet with sliding glass doors on operator side and fixed glass on client side
VT	Ventilated tank
VU	Display cabinet with just one compartment
V	Vertical
O	Horizontal



C O L D
E N G I N E E R I N G

TECFRIGO



ItalianGelato
Concepts
dessert projects & equipment supply

Italian Gelato Concepts Pty Limited Unit 1,
37 Mortimer Road
Acacia Ridge Qld 4110

Bris Office: +61 [0] 7 3162 7724

Syd Office +61 [0] 2 8311 9701

Email: info@italiangelato.com.au

www.italiangelato.com.au