

MOBILE COMPACTORS NEW C-LINE




HYVA[®] PRESS

NEW C-LINE MOBILE COMPACTORS

The Mobile Compactors (MC) are closed systems to compact and store waste which can be placed at any location and do not require ground fixing or housing in a special building. These compactors have high volumetric efficiency and compaction ratio, rubber seals and power pack with frequency control design. These features deliver many benefits, including: faster compaction; no leakage; better hygiene; higher payload; lower energy consumption; lower noise and, easier maintenance.

The MC line comprises three families – the MC060, MC100 and MC150 which have theoretical volumetric capacities of 68, 105 and 125m³/h respectively. Each family has several model variants. And, the new range of compactors can match with different collection methods such as manual carts, tricycles, small tippers, small hook and skip loaders, rear collection vehicles and waste bins.

The Compactors, which can be used for household or commercial waste in a variety of urban and rural locations, are available in top loading, tipping and tip cart loading configurations. Colour variants from the standard 'traffic yellow and black' are also available, for example, green with black or white with green, and, special colours can be requested as an option.



Tipcart Loading



Bin Lifter

Higher Payload

Less Noise

Lower Energy Consumption



FEATURES & BENEFITS

Improved industrial design – structural, ergonomic and aesthetic – is evident in the following features:

- Quality, high tensile steels which reduce weight and increase the payload.
- Round shaped container, is stronger
- Better filling, and more payload
- Spherical shaped rear door which has a lower weight.
- Crusher with unique shape which achieves a higher density per cubic metre.
- Improved ergonomics.

These features combine to deliver higher payload and contribute to longer lifetimes and lower operating and service costs

New and improved components combine to create a better, higher performance system. These include:

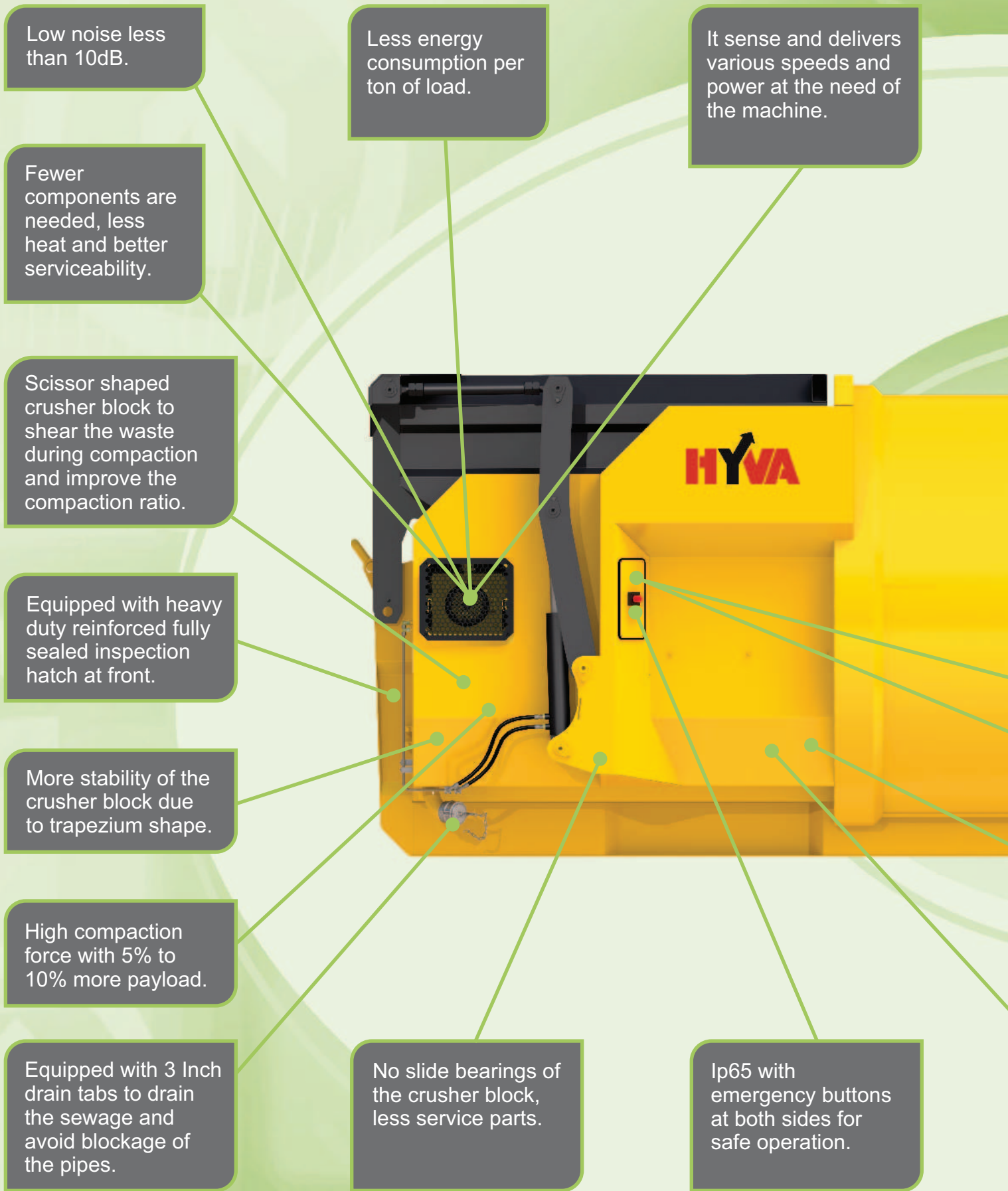
- New, high power intelligent drive unit with fewer parts, lower maintenance cost and for better serviceability
- Hydraulic cylinders with heavy duty seals and specially plated rods with resistance against acid environments.
- Drain taps which are 3" as standard, no blockages.
- Rear door locking outside the container to secure the locking and closing of the container.
- Unique boltable seals, fully sealed with no leakage and easy serviceability.
- Intelligence drive unit, load sensing, this allows the system, when empty, to operate at higher speed with lower compacting force, and when full, to operate at lower speed with higher compaction. The result is greater capacity, faster compaction and a higher compaction ratio.

These features combine to deliver reduced energy consumption, lower noise, no leakage, easier serviceability and contribute to longer lifetimes and lower operating and service costs. Overall, a system which is operator and environmentally friendly.



Top Loading

INNOVATIONS THAT BRINGS A BETTER ENVIRONMENT



Low noise less than 10dB.

Less energy consumption per ton of load.

It sense and delivers various speeds and power at the need of the machine.

Fewer components are needed, less heat and better serviceability.

Scissor shaped crusher block to shear the waste during compaction and improve the compaction ratio.

Equipped with heavy duty reinforced fully sealed inspection hatch at front.

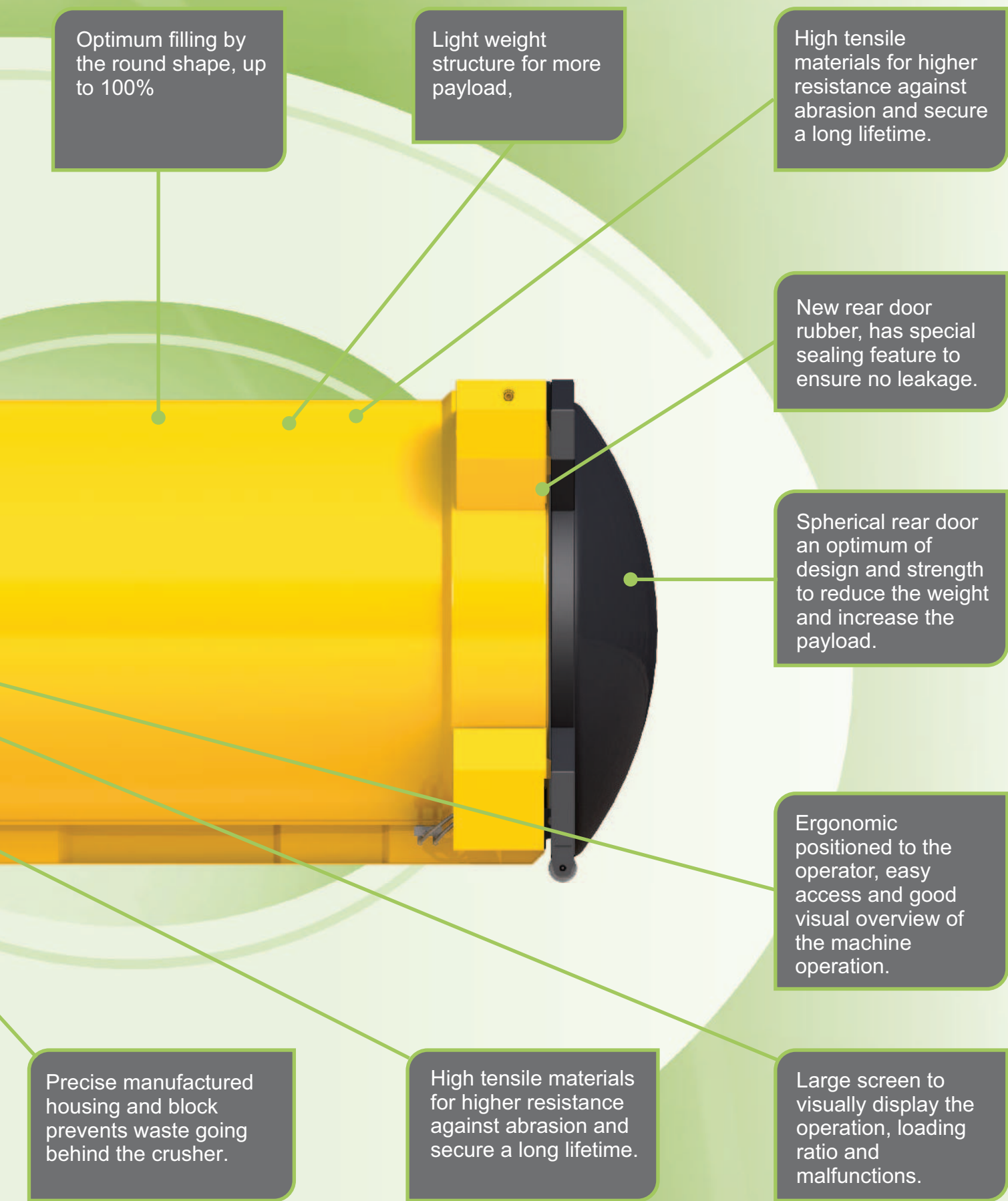
More stability of the crusher block due to trapezium shape.

High compaction force with 5% to 10% more payload.

Equipped with 3 Inch drain tabs to drain the sewage and avoid blockage of the pipes.

No slide bearings of the crusher block, less service parts.

Ip65 with emergency buttons at both sides for safe operation.



Optimum filling by the round shape, up to 100%

Light weight structure for more payload,

High tensile materials for higher resistance against abrasion and secure a long lifetime.

New rear door rubber, has special sealing feature to ensure no leakage.

Spherical rear door an optimum of design and strength to reduce the weight and increase the payload.

Ergonomic positioned to the operator, easy access and good visual overview of the machine operation.

Precise manufactured housing and block prevents waste going behind the crusher.

High tensile materials for higher resistance against abrasion and secure a long lifetime.

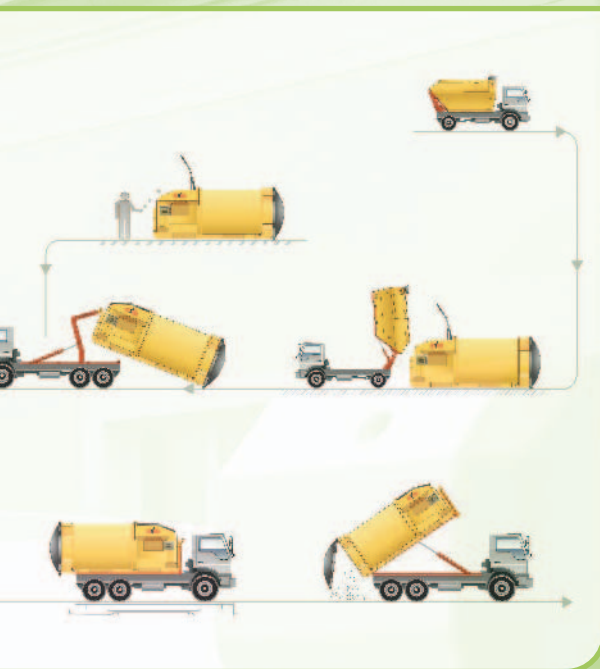
Large screen to visually display the operation, loading ratio and malfunctions.

WORKFLOW



SPECIFICATIONS

Item	Specifications			
	MC060	MC100		MC150
Compactor type	MC060	MC100		MC150
Configuration Top Loading	√	√		Optional
Configuration Bin Lifter	√	√		n.a.
Configuration Tipcart Loading	n.a	√		√
Power (KW)	3 (2.2)	5.5		
Voltage	380V (220V)	380V		
Compressing force (kN)	230	340		360
Compactor chamber volume (m ³)	0.8	1.2		1.8
Compaction cycle time (s)	40 (36)	41 (36)		52 (45)
Volumetric capacity (m ³ /h)	68 (75)	105 (123)		125 (141)
Estimated capacity Top Loading (t/h)	19	31		35
Estimated capacity Tipcart Loading (t/h)	11	18		20
Lifter cycle time (s)	20	20 (bin lifter)	25 (tipcart)	25
Lifter capacity (kg)	600	600	1800	1800
Body volume (m ³)	6 - 8 - 10 - 12	12 - 14 - 16 - 18 - 20		16 - 18 - 20 - 22 - 24



Please contact us for various options like drain tabs, front wheels, High Spec E+ (intelligence drive system) with oil temperature and oil level protection device, et cetera for your application.

DEALER STAMP