

Technically advanced sweeper that reduces your cleaning costs

SR1601 is claimed to be the most technically advanced sweeper in its category, with innovations that increase cleaning productivity whilst simplifying operating and servicing requirements. Designed for industrial applications such as heavily soiled factories, construction sites, car parks etc

The dust control is outstanding and unbeatable in the industry. The DustGuard™ system further reduces airborne particles. Less dust means less cleaning elsewhere. The productivity is excellent, thanks to a huge 900 mm main broom, a 1600 mm wide sweeping path, and all around reliability for getting the job done quickly and efficiently.






Available in Diesel, LPG and Battery Models.

- Excellent machine manoeuvrability thanks to the power steering (STD)
- Nilfisk DustGuard™ system completely controls airborne dust to reduce cleaning time
- Free floating main broom and fine tuning knob adjustment increases productivity and performance
- MaxAccess™ system provides fast and easy access to facilitate servicing
- The strong yet lightweight rotomoulded polyethylene covers and bumpers over a steel chassis provide automobile industry quality protection
- NoTools™ system speeds main broom and side broom changing cutting down on service time
- Eligible for 3 year warranty (conditions apply)







Picture shown may not represent model quoted

• Standard equipment

Included accessories	Ref. no.	Min. required	SWEeper SR 1601 B	SWEeper SR 1601 D3 MAXI	SWEeper SR 1601 LPG3 MAXI
Filter for Sweeping					
 FLTR PANEL ULTRA-WEB CELLULOSE	8-24-04139-1	1	•	•	•
Main Broom					
 BROOM MAIN 310X900 CHEVRON 6R PPL 1.0	33021206	1			
 BROOM MAIN CHEVRON PPL	33018853	1	•	•	•
Side Broom					
 BROOM LEFT SIDE KIT	33019173	1		•	•
 BROOM SIDE 300X500 PPL 1.5	33021313	1	•	•	•



Technically advanced sweeper that reduces your cleaning costs

Included accessories	Ref. no.	Min. required	SWEeper SR 1601 B	SWEeper SR 1601 D3 MAXI	SWEeper SR 1601 LPG3 MAXI
Flap and Skirt					
 HOPPER DUST FLAP KIT	33020372	1			
Light Option					
AMBER STROBE W/O OHG	56507038	1	•	•	•
Other					
 ARMREST RT SEAT KIT	33019556	1	•	•	•
FOAMED WHEEL KIT	33022245	1		•	•
HOPPER PROTECTION KIT	33021392	1			
 PRE MISTING SYST. 48V KIT	33019377	1			
 PRE MISTING SYSTEM KIT	33019175	1		•	•
STEERING ADJUSTABLE KIT	33019174	1		•	•
WHEELS SOLID KIT	33023020	0	•		

Model	SWEeper SR 1601 B	SWEeper SR 1601 D3 MAXI	SWEeper SR 1601 LPG3 MAXI
Ref. no.	13300103	13300148	13300161

PRODUCT FEATURES

Left side broom ppl		•	•
Power steering	•	•	•
Adjustable steering		•	•
Misting system		•	•
Adjustable seat	•	•	•


Technical specifications	SWEeper SR 1601 B	SWEeper SR 1601 D3 MAXI	SWEeper SR 1601 LPG3 MAXI
Motor power source	Battery 48V	Diesel, 3cyl. 16,3 kW/	LPG, 3cyl. 23.1kW/31HP
Motorbrand	-	Kubota	Kubota
Motor type	-	D1105	DF 972
Max. speed (km/h)	8	12	12
Sound pressure level (dB(A))	69.5	88	87



Technically advanced sweeper that reduces your cleaning costs











Technical specifications	SWEEPER SR 1601 B	SWEEPER SR 1601 D3 MAXI	SWEEPER SR 1601 LPG3 MAXI
Productivity 1 side broom theoretical/actual (m ² /h)	10000/7000	10000/7000	10000/7000
Productivity 2 side brooms theoretical/actual (m ² /h)	12800/8960	19200/13440	19200/13440
Working width with right side broom (mm)	1250	1250	1250
Working width with 2 side brooms (mm)	1600	1600	1600
Min. turn-around aisle width (cm)	306	306	306
Max. climbing rate (%)	20	25	25
Fuel tank (L)	-	35	-
Fuel consumption (L/h)	-	3.5	-
Hopper volume (L)	315	315	315
Max. dumping height (cm)	159	159	159
Max. dumping weight (kg)	363	363	363
Main filter area (m ²)	10	10	10
Main broom speed (RPM)	540	540	540
Main broom (mm)	900x310	900x310	900x310
Side broom diameter (mm)	550	550	550
Length x width x height (mm)	2220x1320x1460	2220x1320x1460	2220x1320x1460
Battery compartment size (L x W x H) (mm)	850x300x650 & 480x280x630	-	-
Gross weight (gvw) (kg)	1660	1405	1405
Net weight (kg)	625	980	980
Operating weight (kg)	1295	1070	1072
Shipping weight (kg)	680	1020	1020

● Standard equipment, ○ Supplementary accessories, □ Mountable equipment

Accessories	Ref. no.	Min. required	SWEEPER SR 1601 B	SWEEPER SR 1601 D3 MAXI	SWEEPER SR 1601 LPG3 MAXI
Side Broom					
 BROOM LEFT SIDE KIT	33019173	1	□	●	●
 BROOM SIDE 260X550 PPL 1.5	33017255	1	○	○	○
 BROOM SIDE 300X500 PPL 1.5	33021313	1	●	●	●
BROOM SIDE NYLON 0.5	33018890	1	○	○	○










Technically advanced sweeper that reduces your cleaning costs

Accessories		Ref. no.	Min. required	SWEeper SR 1601 B	SWEeper SR 1601 D3 MAXI	SWEeper SR 1601 LPG3 MAXI
	BROOM SIDE PPL 1.5/STEEL	33018889	1	○	○	○
Main Broom						
	BROOM MAIN 310X900 CHEVRON 6R PPL 1.0	33021206	1	○	○	○
	BROOM MAIN CHEVRON	33018854	1	○	○	○
	BROOM MAIN CHEVRON NYLON	33018852	1	○	○	○
	BROOM MAIN CHEVRON PPL	33018853	1	●	●	●
	BROOM MAIN SPIRAL NYLON	33018856	1	○	○	○
	BROOM MAIN SPIRAL PPL	33018857	1	○	○	○
	BROOM MAIN SPIRAL PPL	33018858	1	○	○	○
Guard Option						
	CANOPY KIT	33020052	1	□	□	□
	GUARD OVERHEAD KIT	33019171	1	□	□	□
	GUARD REAR BUMPER KIT	33019572	1	□	□	□
	SIDE BROOM PROTECTION KIT	33019571	1	□	□	□
Other						






Technically advanced sweeper that reduces your cleaning costs

	Accessories	Ref. no.	Min. required	SWEeper SR 1601 B	SWEeper SR 1601 D3 MAXI	SWEeper SR 1601 LPG3 MAXI
	ARMREST RT SEAT KIT	33019556	1	•	•	•
	BELT SEAT KIT	33019554	1	□	□	□
	CLOGGED HOPPER FILTER SENSOR KIT	33020056	1	□	□	□
	FIRE EXTINGUISHER KIT	56510605	1	□	□	□
	FOAMED WHEEL KIT	33022245	1		•	•
	HOPPER PROTECTION KIT	33021392	1	□	□	□
	HOPPER TEMP SENSOR KIT	56507029	1	□	□	□
	MAT FLOOR KIT	33019570	1	□	□	□
	METAL LINER HOPPER KIT	33019573	1	□	□	□
	PRE MISTING SYST. 48V KIT	33019377	1	□		
	PRE MISTING SYSTEM KIT	33019175	1		•	•
	RAISED INTAKE FILTER NO O	56507033	1		□	□
	SEAT SUSPENSION KIT	1466887000	1	□	□	□
	SOFT CABIN KIT	33020002	1		□	□
	STEERING ADJUSTABLE KIT	33019174	1	□	•	•
	WHEELS SOLID KIT	33023020	0	•	□	□
	WHEELS SOLID NO MARKING KIT	33019172	1	□	□	□
Filter for Sweeping						
	FILTER PANEL POLY HIGH FLOW	56382789	1	○	○	○
	FILTER POCKET 12V KIT	33019176	1		□	□
	FILTER POCKET 48V KIT	33019177	1	□		



Technically advanced sweeper that reduces your cleaning costs

Accessories		Ref. no.	Min. required	SWEeper SR 1601 B	SWEeper SR 1601 D3 MAXI	SWEeper SR 1601 LPG3 MAXI
	FLTR PANEL ULTRA-WEB CELLULOSE	8-24-04139-1	1	•	•	•
Light Option						
	AMBER STROBE FOR OHG	56507039	1	□	□	□
	AMBER STROBE W/O OHG	56507038	1	•	•	•
	LIGHT FRONT 12V KIT	33023232	1		□	□
	LIGHT FRONT 48V KIT	33023231	1	□		
	WORKING LIGHT 12V KIT	33020298	1		□	□
Flap and Skirt						
	HOPPER DUST FLAP KIT	33020372	1	□	□	□
Battery						
	BATT.48V-375AH WET 2 TRAY W/BFS	80562010	1	□		
External Charger						
	CHARGER HF 48V 60A R320	80554842	1	○		

