



2019 / 2020

Modular

SYSTEM



CLASSIC SMALL UNIT C-MLX-03-GSXF

INDEX



A PROFESSIONAL
FOOD & BEVERAGE
FURNITURE COMPANY

BORN FROM AN INTERDISCIPLINARY PASSION FOR **Design x Food**



Mogogo is led by designers and chefs that are driven by the desire to introduce new, beautiful, and functional products to the market, with an environmentally friendly philosophy in mind.

WE PUSH
THE CREATIVE ENVELOPE
OF FUNCTION AND INNOVATION.



LINENLESS



MODULAR



MOBILE




SUSTAINABLE



ADD ONS





ABOUT MODULAR COLLECTION

Mogogo's flagship collection, the Modular System, allows you to use the same components in various ways to create different configurations of products. Our Modular System Line is composed of our Classic and Creative Ranges, and a large variety of complementary accessories.

Our Classic Range consists of buffet tables and shelves that fit each other seamlessly, functioning as building blocks to the Mogogo System. The classic range is characterized by sleek linear design, adaptable to both traditional and more modern, edgier looks.

Our Creative Range comes with a curved design concept. Our Creative system is patented and offers unique features based on our vast experience in large food service operations.

Our stations are carefully designed maintaining a delicate balance between high functionality, durability, and mobility; all in perfect symbiosis with high design standards, providing an ideal solution for the Food and Beverage industry.

 Classic Range
 |
  Creative Range

MATERIALS

Modular collection tops are made of our innovative BHP material. BHP is a newly composed material that arrived after two years of intense R&D. It merges layers of High-Pressure Laminate with a Vertical Bamboo core (Mogogo's expertise) creating a lighter yet durable panel that offers new textures and colors. This new material combines the advantages of both bamboo and HPL, perfect for the ever-changing needs of the hospitality industry. BHP is available in a variety of finishes that resemble natural materials such as Bengali Mango Wood, Nero Marquina Marble, and Grey Slate, **(1-3)**, making it easy to match with any event and decor. The innovative bamboo core of the BHP goes in line with Mogogo's sustainability motto while the HPL's outer coating is durable for different environments, hygienic and easy to clean.

Modular segments come in 2 finishes- brushed stainless steel **(4)** and brushed brass **(5)**.

Easily cover up parts of your buffet stations with our original quick covers **(6)**. Both durable and easy to clean, they come in 4 different color options allowing you to easily match any of your event color schemes.

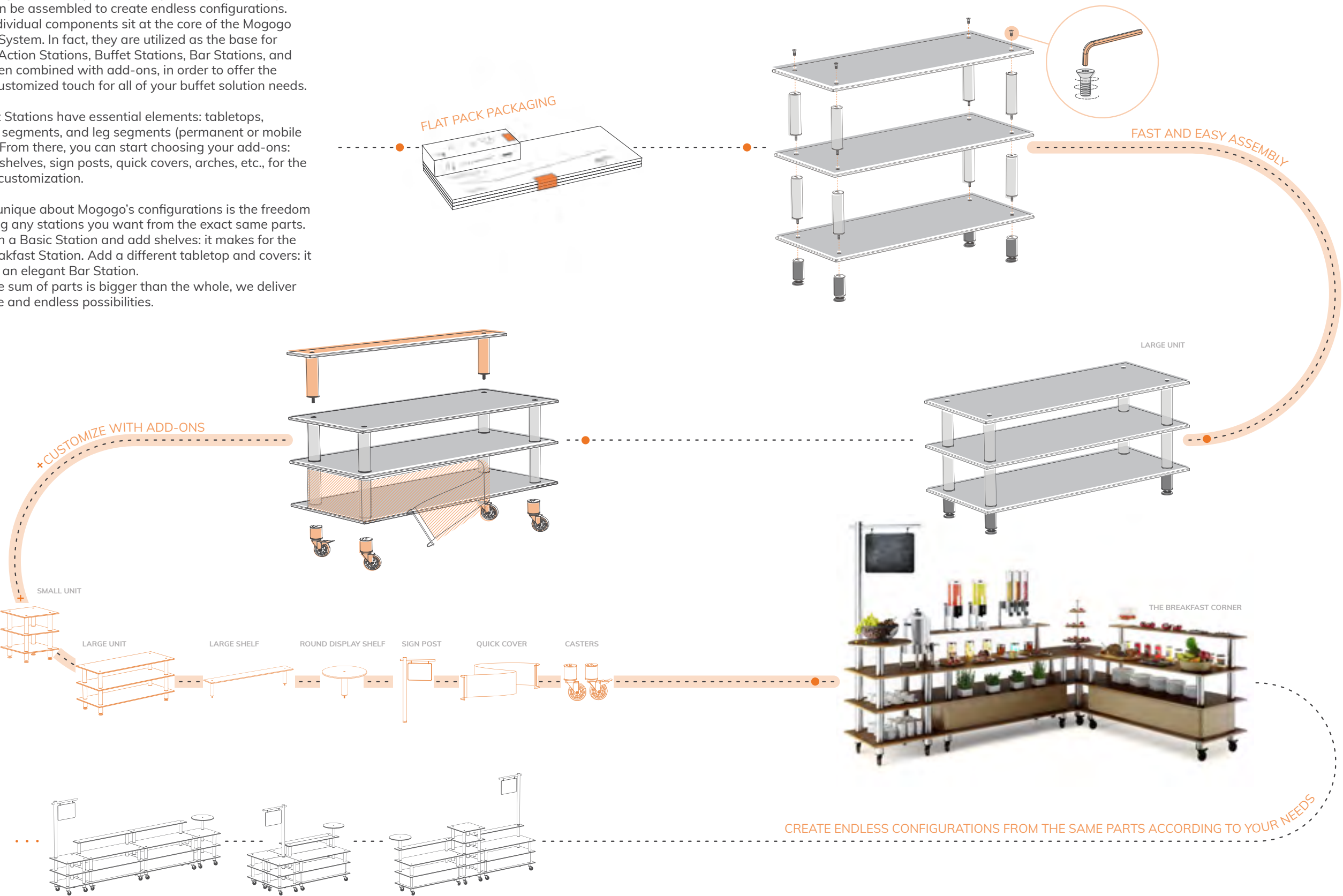
For that extra outdoor feel, add a canopy **(7)** to your buffet station, made from a sturdy Cordura fabric known for its resistance to abrasions, tears, and scuffs.


HOW IT WORKS

The Mogogo Modular System is composed of individual parts, which can be assembled to create endless configurations. These individual components sit at the core of the Mogogo Modular System. In fact, they are utilized as the base for creating Action Stations, Buffet Stations, Bar Stations, and more when combined with add-ons, in order to offer the perfect customized touch for all of your buffet solution needs.

All Buffet Stations have essential elements: tabletops, mid-part segments, and leg segments (permanent or mobile casters). From there, you can start choosing your add-ons: different shelves, sign posts, quick covers, arches, etc., for the ultimate customization.

What is unique about Mogogo's configurations is the freedom of building any stations you want from the exact same parts. Start with a Basic Station and add shelves: it makes for the ideal Breakfast Station. Add a different tabletop and covers: it becomes an elegant Bar Station. When the sum of parts is bigger than the whole, we deliver on unique and endless possibilities.





C-MLB-10-GBBW (shown with optional quick covers)



C-MLA-06-WSXW (shown with optional quick covers)

Mogogo's unique Modular system allows its stations to be extremely versatile and functional. By adding different elements you can custom fit any event or venue. These add-ons are easy to incorporate and provide edgy looks that will stand out.



C-MLD-12-MSXW (shown with optional quick covers)

ADD-ON COMBINATIONS



C-MLB-11-MBXW (shown with optional quick covers)



C-MLB-12-GBXF



*
The different finishes combined with brass or stainless steel create infinite options for styling.



C-MLC-05-MSXW (shown with optional quick covers)





OPEN C SERVING STATION C-MSA-01-WBXF
(shown with optional Golden-Brown quick covers)

ACTION STATIONS

Guests' fascination with chefs, food preparation, and presentation around the Action Station continues to grow and evolve in events today - it's a great way to add some spice and surprise to your culinary landscape.

Mogogo's Action Stations are designed to enhance the interactive experience of your guests through elegant design, while providing chefs and F&B professionals all the functional elements they are looking for. From an omelet station to a make-it-your-own dish station, Mogogo Action Stations are extremely modular; our ever-expanding line of add-ons and a wide range of tabletops deliver functionality and authenticity.

Cooking in front of the guest entices all their senses - and we believe beautifully crafted furniture is part of the experience.

MATERIAL GUIDE

Customize your Modular Stations by choosing from the different colors and finishes available. Simply choose your preferred design combination by inserting the corresponding letter to its designated space as demonstrated below.

Item code

C-###-##

Design combination

TOP

SEGMENT

TEXTILE

BASE

TOP

SEGMENT

TEXTILE

BASE

M

S

W

F

Nero Marquina
Marble BHP

Brushed Stainless
Steel

Blue and White
stripes

Adjustable
legs

G

B

B

W

Grey Slate BHP

Brushed Brass

Black

Casters

W

Bengali Mango
Wood BHP

EXAMPLE:



OPEN C SERVING STATION

Neither round nor square, this station creates a minimalist and functional approach, designed to serve large crowds with minimal effort.

C-MSA-01- W S X F



CLASSIC CANOPY STATION

A contemporary Food Market Station, perfect for putting on a show. accessorized with a hygienic Stainless steel top and a breath guard. (shown with optional Silver-Grey quick covers)

C-MLA-04- M S W F



CREATIVE DIY STATION

Combining circular and linear units, this design layout makes for the ideal make-your-own dish station that enhances the customer's experience. (shown with optional Charcoal-Black quick covers)

C-MSA-02- G S X F



PRO SALSA BAR STATION

This station provides chefs with a perfect combination of a stainless steel workspace with extra storage and display areas to impress their diners. (shown with optional Charcoal-Black quick covers)

C-MLA-02- M S X W



Bazaar Action Station C-MLA-03-GSWW
(shown with optional Silver-Grey quick covers)



SMALL S BUFFET C-MSB-03-GSXW
(shown with optional Large Oval high display shelf and Small Oval low display shelf)



BUFFET STATIONS

As a fundamental functional element to any F&B operation, we believe Buffet Stations no longer need to be hidden under heavy linens nor lifted by the staff.

Mogogo takes an innovative and sustainable approach to Buffet Stations by introducing new design and functionality for linenless F&B Furniture, revealing beautiful clean lines. The presentation of a station is just as important as the quality of food being served and Mogogo offers ideal solutions for Chefs to display their most exquisite dishes. From Classic to Creative, Mogogo Buffet Stations offer a wide range of display and self-service options. Above, add shelves to elevate the dining experience of your guests; below, add our Quick Covers to conceal extra storage space.

Maximize every corner of your catering space by mixing and matching between our Classic Range and Creative Range to reinvent the experience of self-service in events.

MATERIAL GUIDE

Customize your Modular Stations by choosing from the different colors and finishes available. Simply choose your preferred design combination by inserting the corresponding letter to its designated space as demonstrated below.

Item code

C-###-##

Design combination

TOP

SEGMENT

TEXTILE

BASE

TOP

SEGMENT

TEXTILE

BASE

M

S

W

F

Nero Marquina Marble BHP

Brushed Stainless Steel

Blue and White stripes

Adjustable legs

G

B

B

W

Grey Slate BHP

Brushed Brass

Black

Casters

W

Bengali Mango Wood BHP

EXAMPLE:

C-MLB-10- G B W F =

NEW

L100.5" W100.5" H47.5"

L255cm W255cm H121cm

PRO CORNER STATION
Make the best use of space with this classic corner buffet station which gives all the advantages of a Mogogo station without taking up extra event space.
(shown with optional Golden-Brown quick covers)

C-MLB-05- W S X W

NEW

L100.5" W100.5" H94.5"

L255cm W255cm H239.5cm

SELF SERVICE SALAD STATION
Make a statement in any event with this large food station equipped with protective self-service high breath guards and a signpost to attract guests.
(shown with optional Silver-Grey quick covers)

C-MLB-06- G S X F

NEW

L130" W29.5" H47.5"

L330cm W75cm H121cm

CLASSIC CURVED BUFFET STATION
This unique double-sided streamlined display station is not only beautiful but functional as well, designed to serve large crowds.
(shown with optional Silver-Grey quick covers)

C-MLB-02- M B X W

NEW

L130" W29.5" H60.5"

L330cm W75cm H153.5cm

BREAD AND PASTRY STATION
Create a focal point in any event with this extra high buffet station, giving more storage and presentation area than ever before.
(shown with optional Golden-Brown quick covers)

C-MLB-04- W S X F

MATERIAL GUIDE

Customize your Modular Stations by choosing from the different colors and finishes available. Simply choose your preferred design combination by inserting the corresponding letter to its designated space as demonstrated below.

Item code

C-###-##

Design combination

TOP

SEGMENT

TEXTILE

BASE

TOP

SEGMENT

TEXTILE

BASE

M

S

W

F

Nero Marquina
Marble BHP

Brushed Stainless
Steel

Blue and White
stripes

Adjustable
legs

G

B

B

W

Grey Slate BHP

Brushed Brass

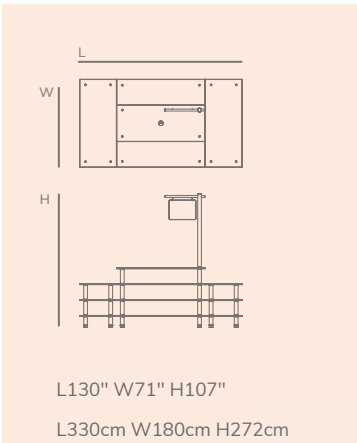
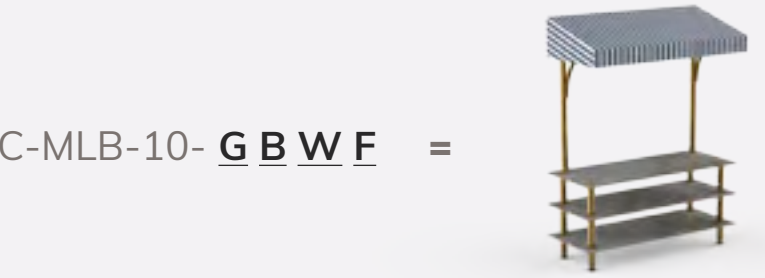
Black

Casters

W

Bengali Mango
Wood BHP

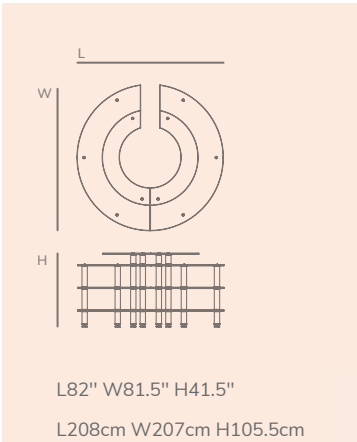
EXAMPLE:



MARKET SQUARE

The classic look and feel of a traditional market with a modern flair gives this configuration all the functionality and practicality a large buffet station needs.


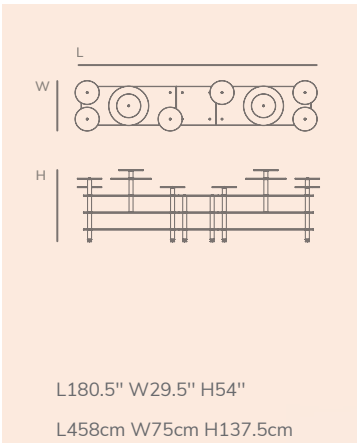
C-MLB-07- W B X F



ROUND MARKET

Acting not only as the event's focal point, this 360-degree buffet experience will also prevent chaotic queues.

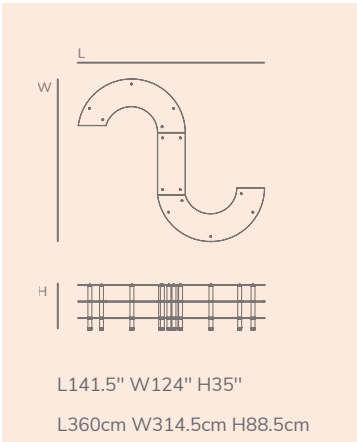
C-MSB-01- M S X F



MULTI HEIGHT DISPLAY STATION

Create unforgettable events with this eye-catching display station, scattered with interchangeable display shelves in different heights. (shown with optional Charcoal-Black quick covers)

C-MLB-08- M B X F



MEDIUM S BUFFET

Avoid hectic buffet lines with Mogogo's Creative S station which gives a smooth crowd flow in any event.

C-MSB-02- G S X F



ALL STAINLESS PRO BAR C-MLC-06-MSXW
(shown with optional Charcoal-Black quick covers)



BAR STATIONS

Redefine guests' expectations in any F&B operation by elevating their drink and beverage standards. From classic wine bars to mixology & curated cocktails - Bar Stations across your venue are an opportunity to make a statement.

Mogogo's Bar Station Collection features highly adaptable stations which can be used in a wide range of event types and sizes. Easily transportable from one venue to another thanks to their heavy-duty casters, Mogogo Bar Stations combine sleek design and high functionality.

Customize your station with our versatile Add-Ons and quickly conceal bottom shelves for additional storage with our Quick-Covers.

Everything in foodservice, for guests or chefs, is about the experience. Mogogo Bar Stations deliver on the promise of innovative functional design.

MATERIAL GUIDE

Customize your Modular Stations by choosing from the different colors and finishes available. Simply choose your preferred design combination by inserting the corresponding letter to its designated space as demonstrated below.

Item code

C-###-##

Design combination

TOP

SEGMENT

TEXTILE

BASE

TOP

SEGMENT

TEXTILE

BASE

M

S

W

F

Nero Marquina
Marble BHP

Brushed Stainless
Steel

Blue and White
stripes

Adjustable
legs

G

B

B

W

Grey Slate BHP

Brushed Brass

Black

Casters

W

Bengali Mango
Wood BHP

EXAMPLE:

C-MLB-10- G B W F =



L

W

H

L71" W29.5" H60.5"

L180cm W75cm H153.5cm

L

W

H

L71" W40" H47.5"

L180cm W102cm H121cm

L

W

H

L125.5" W41.5" H96"

L318.5cm W105.5cm H244cm

PRO BAR & BACK BAR STATIONS

The Pro Bar is equipped with a stainless steel working surface, ice bin and speed-rail. Combined with a Mogogo back bar, it's a bartender's dream. (shown with optional Silver-Grey quick covers)

PRO BAR C-MLC-05- W S X W

BACK BAR C-MLC-02- W S X W

L

W

H

L71" W29.5" H60.5"

L180cm W75cm H153.5cm

L

W

H

L71" W40" H47.5"

L180cm W102cm H121cm

L

W

H

L142" W29.5" H73"

L360cm W75cm H186cm

L

W

H

L142" W34.5" H47.5"

L360cm W88cm H121cm

ALL STAINLESS PRO BAR & BACK BAR STATIONS

Mogogo's classic Pro and Back Bars get an updated look with all stainless tops for an extra professional look and feel. (shown with optional Charcoal-Black quick covers)

ALL STAINLESS PRO BAR C-MLC-06- M S X W

ALL STAINLESS BACK BAR C-MLC-04- M S X W

L

W

H

L125.5" W41.5" H96"

L318.5cm W105.5cm H244cm

L

W

H

L142" W29.5" H73"

L360cm W75cm H186cm

L

W

H

L142" W34.5" H47.5"

L360cm W88cm H121cm

MIXOLOGY BAR STATION

Designed to accommodate the most sophisticated Mixologists, this is the ultimate design element for a show-stopping cocktail mixing experience. (shown with optional Charcoal-Black quick covers)

C-MLC-07- G S B W

L

W

H

L142" W29.5" H73"

L360cm W75cm H186cm

L

W

H

L142" W34.5" H47.5"

L360cm W88cm H121cm

DOUBLE BAR STATION

The Double Bar allows serving beverages to guests anytime, anywhere. This portable yet classy design does it all. (shown with optional Golden-Brown quick covers)

C-MLC-11- W B X F

DAY & NIGHT

Modular stations can perfectly display breakfast buffets
or help entertain guests at the next cocktail party.



CLASSIC PLUS C-MLB-13-WSXW
(shown with optional Golden-Brown quick cover)



PRO BAR C-MLC-05-MSXW
(shown with optional Silver-Grey quick covers)



STREAMLINE ARCH INDUCTION STATION C-MLD-05-MSXW
(shown with optional Charcoal-Black quick covers)

WARMING AND COOKING STATIONS

The visual appeal of the colors and textures of the food, the aroma as it is prepared, and the sounds of sizzling pans... Cooking and Warming Stations generate excitement, curiosity, and can be a great catalyst for social interaction.

Now, Cooking and Warming Stations are redesigned as one modern and beautifully crafted element to seamlessly blend with your hospitality design standards. Designed as a modular extension to our existing function-based tabletops, Mogogo Cooking and Warming Stations offer your chefs high-functionality, mobility, and add a sense of theater for a special catering experience.

Your guests want creativity and variety. Introduce them to new culinary territories and let them discover new sensations with Mogogo's Cooking and Warming Stations.

MATERIAL GUIDE

Customize your Modular Stations by choosing from the different colors and finishes available. Simply choose your preferred design combination by inserting the corresponding letter to its designated space as demonstrated below.

Item code

C-###-##

Design combination

TOP

SEGMENT

TEXTILE

BASE

TOP

SEGMENT

TEXTILE

BASE

M

S

W

F

Nero Marquina Marble BHP

Brushed Stainless Steel

Blue and White stripes

Adjustable legs

G

B

B

W

Grey Slate BHP

Brushed Brass

Black

Casters

W

Bengali Mango Wood BHP

EXAMPLE:

C-MLB-10- G B W F =

NEW

L171.5" W29.5" H36.5"

L435cm W75cm H92.5cm

DOUBLE HEAT BUFFET TABLE

No need for a plug. This station uses canned heat to keep food warm during entire events.

(shown with optional Jungle-Green quick covers)

C-MLD-04- W S X W

NEW

L130" W59" H96"

L330cm W150cm H244cm

ROUNDED WARMING INDUCTION MARKET STATION

This stand-out station makes serving large crowds easy while keeping food warm on six drop-in induction units.

(shown with optional Silver-Grey quick covers)

C-MLD-03- G B W W

L71" W29.5" H35"

L180cm W75cm H88.5cm

PRO COOKING INDUCTION

Drop-in cooking induction ranges give the freedom to bring a kitchen atmosphere within an event space for unique interactions with guests.

(shown with optional Charcoal-Black quick covers)

C-MLD-01- M S X W

L130" W29.5" H96"

L330cm W75cm H243.5cm

LARGE ARCH INDUCTION STATION


Combining drop-in induction ranges with additional space for mise en place - the ultimate comfort for chefs.

(shown with optional Golden-Brown quick covers and Long Blackboard)

C-MLD-02- W S X W

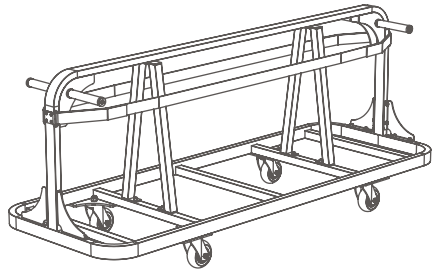


HEAT TABLE C-MLD-06-WSXW
(shown with optional Golden-Brown quick covers)



TRANSFER & STORAGE CARTS

Designed for convenience and mobility, Mogogo's utility carts are an integral part of the Modular system as they make storing and assembling the stations an easy task. Whether it is to push them through the halls, or get in and out of elevators, they make the behind the scenes of your time-sensitive events easier and give you an extra push on productivity. The carts can store up to five large Classic units or four large Creative units while the orange vinyl coated areas ensure comprehensive tabletop protection.



**LARGE PLATE
TRANSFER AND STORAGE CART**
L86.5" W31" H36.5"
L220cm W79cm H92.5cm
holds up to 18 tabletops

C-UUX-03-XXXX



**SEGMENTS AND ADD-ONS
TRANSFER AND STORAGE CART**
L55.5" W31" H50"
L141cm W79cm H127.5cm
holds 7-9 modular unit segments and legs/casters
+ dedicated storage space for multiple modular add-ons

C-UUX-01-XXXX



71" BREATH GUARD C-IAN-01-XSXX

SYSTEM BREAKDOWN

Mogogo’s Modular System is based on a wide range of individual parts, which can be stacked up & assembled to design a variety of stations.

Our Modular System stems from the simple idea that your F&B Furniture should adapt to your ever-varying needs during different event sizes, types, and themes. It allows you to pick and choose basic elements such as tabletops, leg segments, casters, shelves, and other add-ons.

Endless vertical and horizontal possibilities exist while choosing between our functional tabletops: from classic to cooking, warming and bar tabletops, or picking your material and finishes of choice. Mogogo’s Modular System gifts you an ocean of possibilities.

UTILITY KIT



ALLEN KEY FOR M16
2 M16 SCREWS
4 SCREW CAPS

S-SAC-SM-01

MATERIAL GUIDE

Customize your Modular Stations by choosing from the different colors and finishes available. Simply choose your preferred design combination by inserting the corresponding letter to its designated space as demonstrated below.

Item code

C-###-##

Design combination

TOP

SEGMENT

TEXTILE

BASE

TOP

SEGMENT

TEXTILE

BASE

M

S

W

F

G

B

B

W

Nero Marquina
Marble BHP

Brushed Stainless
Steel

Blue and White
stripes

Adjustable
legs

Grey Slate BHP

Brushed Brass

Black

Casters

W

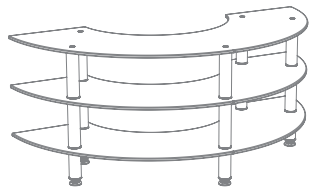
Bengali Mango
Wood BHP

EXAMPLE:

C-MLB-10- G B W F =

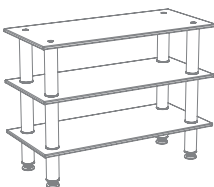


CREATIVE RANGE



CREATIVE CURVED UNIT
L81.5" W41" H35"
L207cm W104cm H88.5cm

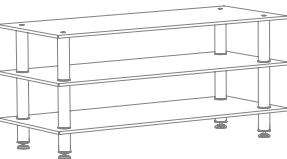
C-MSX-01- _ _ X _



CREATIVE EXTENSION UNIT
L47" W21" H35"
L120cm W54cm H88.5cm

C-MSX-02- _ _ X _

CLASSIC RANGE



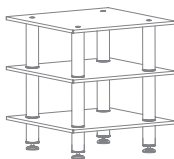
CLASSIC LARGE UNIT
L71" W29.5" H35"
L180cm W75cm H88.5cm

C-MLX-01- _ _ X _



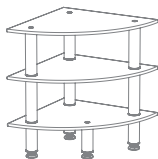
CLASSIC MEDIUM UNIT
L47" W29.5" H35"
L120cm W75cm H88.5cm

C-MLX-02- _ _ X _



CLASSIC SMALL UNIT
L29.5" W29.5" H35"
L75cm W75m H88.5cm

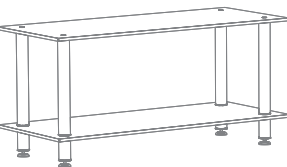
C-MLX-03- _ _ X _



CLASSIC CORNER UNIT
L29.5" W29.5" H35"
L75cm W75m H88.5cm

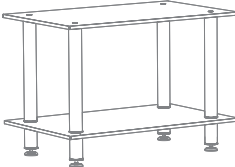
C-MLX-04- _ _ X _

STANDARD RANGE



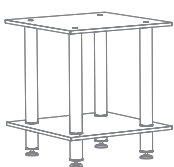
STANDARD LARGE UNIT
L71" W29.5" H35"
L180cm W75cm H88.5cm

C-MDX-01- _ _ X _



STANDARD MEDIUM UNIT
L47" W29.5" H35"
L120cm W75cm H88.5cm

C-MDX-02- _ _ X _



STANDARD SMALL UNIT
L29.5" W29.5" H35"
L75cm W75cm H88.5cm

C-MDX-03- _ _ X _

CREATIVE RANGE SHELVES



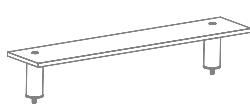
CURVED OUTER SHELF
L76" W27.5" H6.5"
L193cm W70cm H16.5cm

C-IAF-01- _ _ XX



CURVED INNER SHELF
L53" W26.5" H6.5"
L135cm W68cm H16.5cm

C-IAF-02- _ _ XX



EXTENSION SHELF
L47" W10" H6.5"
L120cm W25cm H16.5cm

C-IAF-03- _ _ XX

CLASSIC RANGE SHELVES



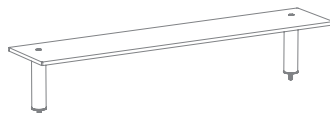
LARGE SHELF
L71" W9.5" H12.5"
L180cm W24cm H32cm

C-IAF-04- _ _ XX



LARGE LOW SHELF
L71" W9.5" H6.5"
L180cm W24cm H16.5cm

C-IAF-05- _ _ XX



LARGE WIDE BAR SHELF
L71" W14.5" H12.5"
L180cm W37cm H32cm

C-IAF-06- _ _ XX



MEDIUM SHELF
L47" W9.5" H12.5"
L120cm W24cm H32cm

C-IAF-07- _ _ XX



MEDIUM LOW SHELF
L47" W9.5" H6.5"
L120cm W24cm H16.5cm

C-IAF-08- _ _ XX

MATERIAL GUIDE

Customize your Modular Stations by choosing from the different colors and finishes available. Simply choose your preferred design combination by inserting the corresponding letter to its designated space as demonstrated below.

Item code

C-###-##

Design combination

TOP

SEGMENT

TEXTILE

BASE

TOP

SEGMENT

TEXTILE

BASE

M

Nero Marquina Marble BHP

G

Grey Slate BHP

W

Bengali Mango Wood BHP

S

Brushed Stainless Steel

B

Brushed Brass

W

Blue and White stripes

B

Black

F

Adjustable legs

W

Casters

EXAMPLE:



CLASSIC RANGE DISPLAY SHELVES



HIGH SIDE SHELF
L29.5" W19" H12.5"
L75cm W47.5cm H32cm

C-IAY-01- __ XX



LOW SIDE SHELF
L29.5" W19" H6.5"
L75cm W47.5cm H16.5cm


C-IAY-02- __ XX



WIDE DISPLAY SHELF
L80" W12" H12.5"
L203cm W30.5cm H32cm
connects 2 mid-hole display tabletops

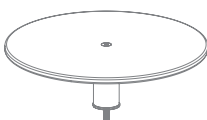
C-IAY-03- __ XX

DISPLAY SHELVES



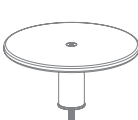
30" ROUND LOW DISPLAY SHELF
Ø30" H6.5"
Ø76cm H16.5cm

C-IAY-04- __ XX



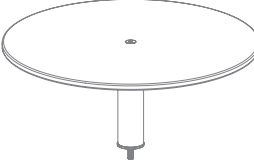
24" ROUND LOW DISPLAY SHELF
Ø24" H6.5"
Ø60cm H16.5cm

C-IAY-05- __ XX



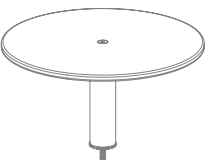
18" ROUND LOW DISPLAY SHELF
Ø18" H6.5"
Ø46cm H16.5cm

C-IAY-06- __ XX




30" ROUND HIGH DISPLAY SHELF
Ø30" H12.5"
Ø76cm H32cm

C-IAY-07- __ XX



24" ROUND HIGH DISPLAY SHELF
Ø24" H12.5"
Ø60cm H32cm

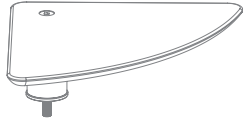
C-IAY-08- __ XX



18" ROUND HIGH DISPLAY SHELF
Ø18" H12.5"
Ø46cm H32cm

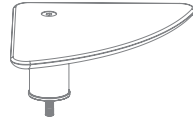
C-IAY-09- __ XX

DISPLAY SHELVES



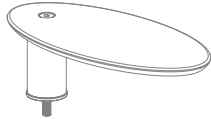
LARGE TRIANGLE LOW DISPLAY SHELF
L17" W17" H6.5"
L44cm W44cm H16.5cm

C-IAY-10- __ XX



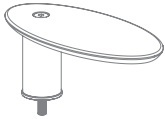
SMALL TRIANGLE LOW DISPLAY SHELF
L14" W14" H6.5"
L35cm W35cm H16.5cm

C-IAY-11- __ XX



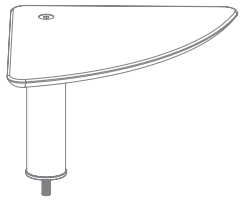
LARGE OVAL LOW DISPLAY SHELF
L20" W10" H6.5"
L50cm W25cm H16.5cm

C-IAY-14- __ XX



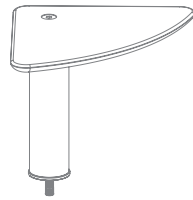
SMALL OVAL LOW DISPLAY SHELF
L16" W8" H6.5"
L40cm W20cm H16.5cm

C-IAY-15- __ XX



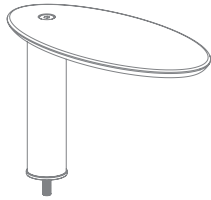
LARGE TRIANGLE HIGH DISPLAY SHELF
L17" W17" H12.5"
L44cm W44cm H32cm

C-IAY-12- __ XX



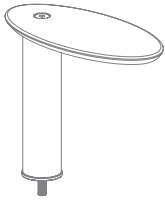
SMALL TRIANGLE HIGH DISPLAY SHELF
L14" W14" H12.5"
L35cm W35cm H32cm

C-IAY-13- __ XX



LARGE OVAL HIGH DISPLAY SHELF
L20" W10" H12.5"
L50cm W25cm H32cm

C-IAY-16- __ XX



SMALL OVAL HIGH DISPLAY SHELF
L16" W8" H12.5"
L40cm W20cm H32cm

C-IAY-17- __ XX

MATERIAL GUIDE

Customize your Modular Stations by choosing from the different colors and finishes available. Simply choose your preferred design combination by inserting the corresponding letter to its designated space as demonstrated below.

Item code

C-###-##

Design combination

TOP

SEGMENT

TEXTILE

BASE

TOP

M

Nero Marquina Marble BHP

G

Grey Slate BHP

W

Bengali Mango Wood BHP

SEGMENT

S

Brushed Stainless Steel

B

Brushed Brass

TEXTILE

W

Blue and White stripes

B

Black

BASE

F

Adjustable legs

W

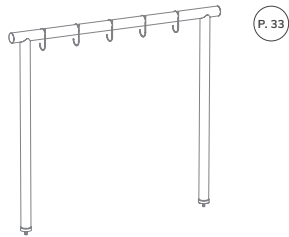
Casters

EXAMPLE:

C-MLB-10- G B W F =

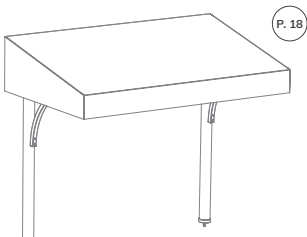


ADD-ONS



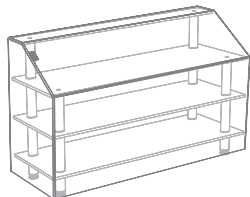
ARCH
L71" W3" H61"
L180cm W7.6cm H155cm
Fits large units

C-IAM-02- X _ XX



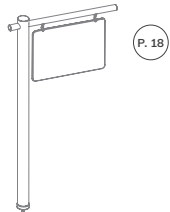
CANOPY
L71" W33.5" H61"
L180cm W85cm H155cm
Fits large units

C-IAM-03- X _ _ X



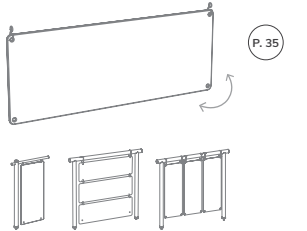
OUTDOOR PVC COVER
Fits large units with bar shelf

S-ADD-PV-01



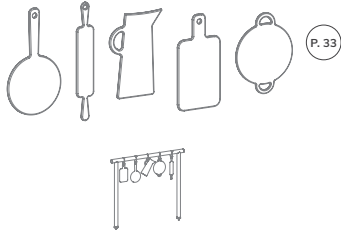
SIGN POST
L32" W3" H59"
L80.5cm W7.6cm H150cm
Fits all units

C-IAM-01- X _ XX



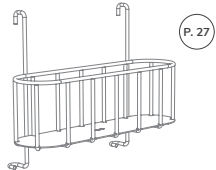
LONG BLACKBOARD
L47" H18"
L120cm H45cm
Fits Arch and Sign post

S-ADD-SM-02



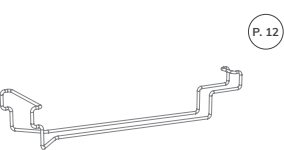
BLACKBOARD COLLECTION
Fits Arch

S-ADD-SM-03



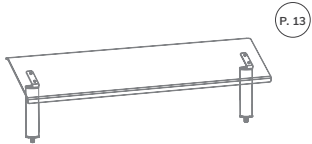
SPEEDRAIL
L18.5" W5" H14"
L47cm W13cm H36cm
Fits bar top

S-ADD-SS-06



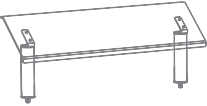
WINE GLASS HOLDER
L15" H2.5" W4.5"
L37.5cm H6.5cm W11cm
Fits Large wide bar shelf
Holds up to 6 wine glasses

S-ADD-SS-13



71" BREATH GUARD
H18.5" | gap H8.5"
H47cm | gap H22cm
Fits large units

C-IAN-01- X _ XX



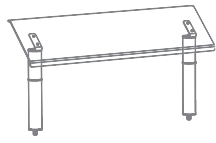
47" BREATH GUARD
H18.5" | gap H8.5"
H47cm | gap H22cm
Fits medium units

C-IAN-02- X _ XX



71" HIGH BREATH GUARD
H24.5" | gap H14"
H62cm | gap H36.5cm
Fits large units

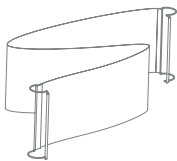
C-IAN-03- X _ XX



47" HIGH BREATH GUARD
H24.5" | gap H14"
H62cm | gap H36.5cm
Fits medium units

C-IAN-04- X _ XX


QUICK COVERS





Fits Unit	Amount	Golden-Brown	Silver-Grey	Charcoal-Black	Jungle-Green
LARGE CLASSIC UNIT	2	S-QCO-PV-03	S-QCO-PV-04	S-QCO-PV-16	S-QCO-GP-02
MEDIUM CLASSIC UNIT	2	S-QCO-PV-05	S-QCO-PV-06	S-QCO-PV-17	S-QCO-GP-03
SMALL CLASSIC UNIT	2	S-QCO-PV-07	S-QCO-PV-08	S-QCO-PV-18	S-QCO-GP-04
CORNER CLASSIC UNIT	2	S-QCO-PV-24	S-QCO-PV-25	S-QCO-PV-26	S-QCO-GP-11
CURVED CREATIVE UNIT	2	S-QCO-PV-09	S-QCO-PV-10	S-QCO-PV-19	S-QCO-GP-05
EXTENSION CREATIVE UNIT	2	S-QCO-PV-11	S-QCO-PV-12	S-QCO-PV-20	S-QCO-GP-06
LARGE SHELF	1	S-QCO-PV-01	S-QCO-PV-02	S-QCO-PV-15	S-QCO-GP-01

SEGMENTS



 <div>5.7" SEGMENT H5.7" H14cm available in sets of: 1 / 2</div>	1 piece	S-LEG-SS-02	S-LEG-BR-04
	2 pcs	S-LEG-SS-05	S-LEG-BR-09

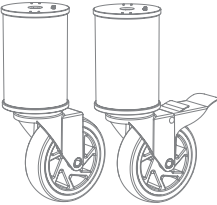
 <div>12" SEGMENT H12" H30cm available in sets of: 1 / 2 / 8</div>	1 piece	S-LEG-SS-01	S-LEG-BR-03
	2 pcs	S-LEG-SS-04	S-LEG-BR-08
	8 pcs	S-LEG-SS-15	S-LEG-BR-10

 <div>STANDARD SEGMENT H25" H63cm available in sets of: 1 / 4</div>	1 piece	S-LEG-SS-17	S-LEG-BR-14
	4 pcs	S-LEG-SS-18	S-LEG-BR-15






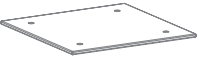
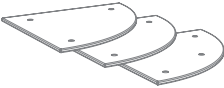
LEGS



 <div>ADJUSTABLE LEGS available in sets of: 1 single leg / 4 legs</div>	1 piece	S-LEG-SS-13	S-LEG-BR-01
	4 pcs	S-LEG-SS-14	S-LEG-BR-02

 <div>CASTERS available in sets of: 1 with brake / without brake 4 casters (2 with brakes and 2 without)</div>	1 piece with brake	S-ADD-SS-04	S-ADD-BR-06
	1 piece without brake	S-ADD-SS-03	S-ADD-BR-05
	4 pcs	S-ADD-SS-01	S-ADD-BR-04



CLASSIC RANGE TABLETOPS

			
	Bengali Mango Wood BHP	Grey Slate BHP	Nero Marquina Marble BHP
	S-CTP-HW-01	S-CTP-HG-01	S-CTP-HB-01
LARGE RECTANGLE TOP L71" W29.5" L180cm W75cm			
	S-CTP-HW-02	S-CTP-HG-02	S-CTP-HB-02
MEDIUM RECTANGLE TOP L47" W29.5" L120cm W75cm			
	S-CTP-HW-03	S-CTP-HG-03	S-CTP-HB-03
SMALL SQUARE TOP L29.5" W29.5" L75cm W75cm			
	C-ILX-01-WXXX	C-ILX-01-GXXX	C-ILX-01-MXXX
CORNER UNIT TOP SET L29.5" W29.5" L75cm W75cm			

CLASSIC RANGE SHELF TOPS

			
	Bengali Mango Wood BHP	Grey Slate BHP	Nero Marquina Marble BHP
	S-CLS-HW-02	S-CLS-HG-02	S-CLS-HB-02
LARGE WIDE BAR SHELF L71" W14.5" L180cm W37cm			
	S-CLS-HW-01	S-CLS-HG-01	S-CLS-HB-01
LARGE SHELF L71" W9.5" L180cm W24cm			
	S-CLS-HW-03	S-CLS-HG-03	S-CLS-HB-03
MEDIUM SHELF L47" W9.5" L120cm W24cm			
	S-CLS-HW-05	S-CLS-HG-05	S-CLS-HB-05
WIDE DISPLAY SHELF L80" W12" L203cm W30.5cm connects 2 mid-hole display tabletops			
	S-CLS-HW-08	S-CLS-HG-08	S-CLS-HB-08
SIDE SHELF L29.5" W19" L75cm W47.5cm			


CREATIVE RANGE TABLETOPS

			
	Bengali Mango Wood BHP	Grey Slate BHP	Nero Marquina Marble BHP
	S-CTB-HW-01	S-CTB-HG-01	S-CTB-HB-01
LARGE ROUND TOP L81.5" W41" L207cm W104cm			

	S-CTB-HW-02	S-CTB-HG-02	S-CTB-HB-02
47" EXTENSION TOP L47" W21" L120cm W54cm			




CREATIVE RANGE SHELF TOPS

	S-CSV-HW-01	S-CSV-HG-01	S-CSV-HB-01
CURVED OUTER SHELF L76" W27.5" L193cm W70cm			

	S-CSV-HW-02	S-CSV-HG-02	S-CSV-HB-02
CURVED INNER SHELF L53" W26.5" L135cm W68cm			

	S-CSV-HW-08	S-CSV-HG-08	S-CSV-HB-08
EXTENSION SHELF L47" W10" L120cm W25cm			

DISPLAY SHELF TOPS FOR CLASSIC AND CREATIVE RANGES

			
	Bengali Mango Wood BHP	Grey Slate BHP	Nero Marquina Marble BHP
	S-CRT-HW-01	S-CRT-HG-01	S-CRT-HB-01
30" ROUND TOP Ø30" Ø76cm			

	S-CRT-HW-02	S-CRT-HG-02	S-CRT-HB-02
24" ROUND TOP Ø24" Ø60cm			

	S-CRT-HW-03	S-CRT-HG-03	S-CRT-HB-03
18" ROUND TOP Ø18" Ø46cm			

	S-CLS-HW-06	S-CLS-HG-06	S-CLS-HB-06
LARGE TRIANGLE DISPLAY SHELF L17" W17" L44cm W44cm			

	S-CLS-HW-07	S-CLS-HG-07	S-CLS-HB-07
SMALL TRIANGLE DISPLAY SHELF L14" W14" L35cm W35cm			

	S-SLF-HW-03	S-SLF-HG-03	S-SLF-HB-03
LARGE OVAL DISPLAY SHELF L20" W10" L50cm W25cm			

	S-SLF-HW-04	S-SLF-HG-04	S-SLF-HB-04
SMALL OVAL DISPLAY SHELF L16" W8" L40cm W20cm			

MATERIAL GUIDE

Customize your Modular Stations by choosing from the different colors and finishes available.
Simply choose your preferred design combination by inserting the corresponding letter to its designated space as demonstrated below.

Item code

C-###-##

Design combination

TOP

SEGMENT

TEXTILE

BASE

TOP

SEGMENT

TEXTILE

BASE

M

Nero Marquina
Marble BHP

G

Grey Slate BHP

W

Bengali Mango
Wood BHP

S

Brushed Stainless
Steel

B

Brushed Brass

W

Blue and White
stripes

B

Black

F

Adjustable
legs

W

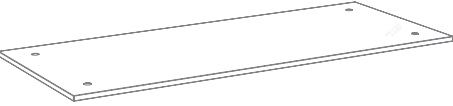
Casters

EXAMPLE:

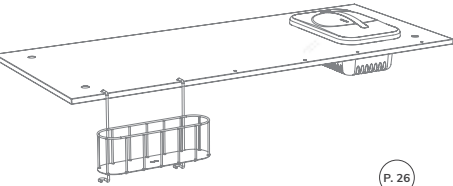
C-MLB-10- G B W F =



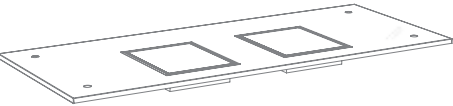
CLASSIC RANGE STAINLESS STEEL SPECIAL TABLETOP KITS




STAINLESS STEEL TOP
L71" W29.5"
L180cm W75cm



PRO BAR TOP
L71" W29.5" | L180cm W75cm
Ice Bin: L16" W9" D6"
L41.5cm W23cm D15cm



COOKING DROP-IN TOP
L71" W29.5"
L180cm W75cm



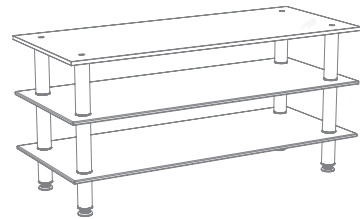
Brushed Stainless Steel

S-STP-SS-03

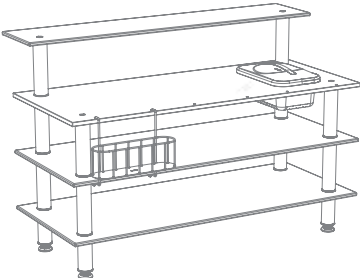
C-ITC-01-SXXX

C-ITD-01-SXXX

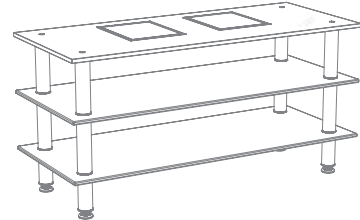
CLASSIC RANGE STAINLESS STEEL SPECIAL TABLETOP UNITS



LARGE PRO UNIT
L71" W29.5" H35"
L180cm W75cm H88.5cm



PRO BAR
L71" W29.5" H47.5"
L180cm W75cm H121cm



PRO COOKING INDUCTION
L71" W29.5" H35"
L180cm W75cm H88.5cm

C-MLA-05- _ _ X _

C-MLC-05- _ _ X _

C-MLD-01- _ _ X _

MATERIAL GUIDE

Customize your Modular Stations by choosing from the different colors and finishes available.
Simply choose your preferred design combination by inserting the corresponding letter to its designated space as demonstrated below.

Item code

C-###-##

-

Design combination

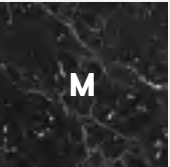
TOP

SEGMENT


TEXTILE

BASE


TOP



Nero Marquina
Marble BHP




Grey Slate BHP




Bengali Mango
Wood BHP

SEGMENT




Brushed Stainless
Steel




Brushed Brass

TEXTILE




Blue and White
stripes




Black

BASE




Adjustable
legs

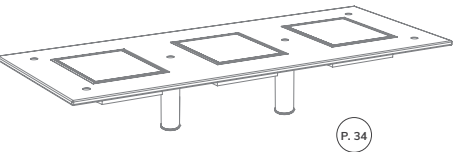


Casters

EXAMPLE:


C-MLB-10- G B W F = 

CLASSIC RANGE SPECIAL TABLETOP KITS



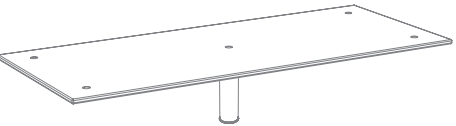
WARMING TRIPLE DROP-IN TOP
L71" W29.5" | L180cm W75cm
Comes with 2 x 12" support segment

C-ITD-02- __ XX




HEAT TABLETOP
L71" W29.5" | L180cm W75cm
Grill: L48" W25" D6.5"
L122cm W63cm D16cm

C-ITD-04- _ XXX




MID-HOLE DISPLAY TABLETOP
L71" W29.5" | L180cm W75cm
Comes with 1 x 12" support segment

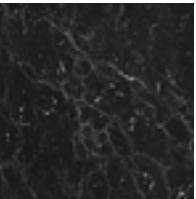
C-ITB-01- __ XX



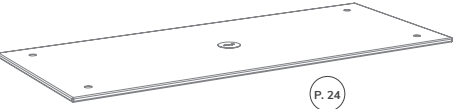
Bengali Mango
Wood BHP



Grey Slate BHP



Nero Marquina
Marble BHP



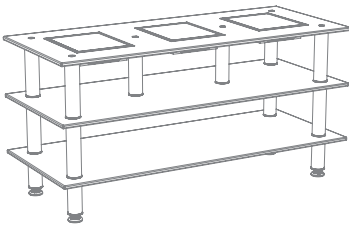
MARKET PANEL
(Only for Market Square)
L71" W29.5" | L180cm W75cm

S-STP-HW-05

S-STP-HG-05

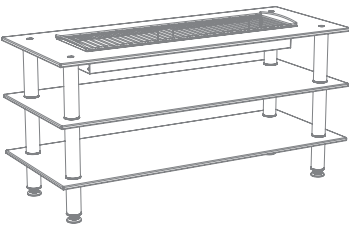
S-STP-HB-05

CLASSIC RANGE SPECIAL TABLETOP UNITS



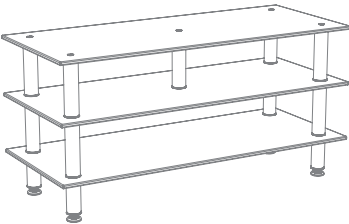
TRIPLE WARMING UNIT
L71" W29.5" H35"
L180cm W75cm H88.5cm

C-MLD-07- __ X _



HEAT TABLE
L71" W29.5" H35"
L180cm W75cm H88.5cm

C-MLD-06- __ X _



MID-HOLE DISPLAY UNIT
L71" W29.5" H35"
L180cm W75cm H88.5cm

C-MLB-09- __ X _

56

Modular System_57



www.mogogo-buffet.com

info@mogogo-buffet.com



PO Box 3283

Rhodes NSW 2138 Australia

www.durasit.com

Mobile +61 (0) 407 787 166

richard@durasit.com

