

Quiet and easy cleaning helps you achieve maximum productivity

This battery powered, truly versatile sweeper can go anywhere and be used for cleaning everything from retail areas to service stations. With the carpet kit, it can even clean soft floors.

What's more, it comes with an onboard charger as standard to ensure you save time. Moreover, it cleans so silently that it can be used even in the most noise sensitive areas. At just 59dba, the SW750 sweeper is suitable for daytime cleaning without risk of causing disturbance. In fact, the entire design is so efficient, and so cleverly thought-out, that productivity is assured even with an inexperienced operator, while operating costs are minimised.





With SW750 you get quality features and better reliability.

- Theoretic productivity of 2.800 m2 per hour
- Very low noise level allows sweeping in noise sensitive areas
- Provides up to 2 hours run time on hard floors (approximately 6,000 m2).
- Optional battery increases running time to 3.5 hours
- Main and side brooms are adjustable
- Can be used both indoors and outdoors, washable polyester filter and filter shaker is standard
- One year commercial warranty



Picture shown may not represent model quoted

• Standard equipment

Included accessories		Ref. no.	Min. required	SWEeper SW750
Filter for Sweeping				
	FILTER POLYESTER KIT	1463161000	1	•
Main Broom				
	BROOM MAIN 200X500 CHEVRON 6R PPL 0.7	1463174000	1	•
Side Broom				
	BROOM SIDE 109X315 PPL 0.5	146 3035 000	1	•
Battery				
	BATTERY 12V 49AH AGM MONOBLOC	1464483000	1	•

Quiet and easy cleaning helps you achieve maximum productivity

Model	SWEEPER SW750
Ref. no.	908 4701 010

PRODUCT FEATURES

LED battery meter	•
Compact design	•
Direct throw sweeping	•
Non marking traction wheels	•
Adjustable handle	•
Onboard charger	•
Manual filter shaker	•






Technical specifications

Motor power source	Battery 12V
Motorbrand	Amer
Max. speed (km/h)	4
Sound pressure level (dB(A))	59
Productivity 1 side broom theoretical/actual (m ² /h)	2880/1730
Productivity 2 side brooms theoretical/actual (m ² /h)	-
Working width with right side broom (mm)	720
Working width with 2 side brooms (mm)	-
Min. turn-around aisle width (cm)	-
Max. climbing rate (%)	20
Hopper volume (L)	60
Max. dumping height (cm)	-
Main filter area (m ²)	1
Side broom diameter (mm)	315
Side broom speed (RPM)	100
Main broom speed (RPM)	335
Main broom (mm)	500x200
Length x width x height (mm)	998x800x1100
Operating weight (kg)	68



Quiet and easy cleaning helps you achieve maximum productivity

● Standard equipment, ○ Supplementary accessories, □ Mountable equipment

Accessories		Ref. no.	Min. required	SWEeper SW750
Filter for Sweeping				
	FILTER POLYESTER KIT	1463161000	1	●
Flap and Skirt				
	SKIRTS NO MARKING KIT	1463167000	1	□
Other				
	CARPET KIT	1463171000	1	□
	SKIRT NEOP.SIDE BROOM KIT	1463255000	1	□
Main Broom				
	BROOM MAIN 180X500 CHEVRON 6R NYLON	146 3016 000	1	○
	BROOM MAIN 200X500 CHEVRON 6R PPL 0.3	146 3015 000	1	○
	BROOM MAIN 200X500 CHEVRON 6R PPL 0.7	1463174000	1	●
Battery				
	BATTERY 12V 49AH AGM MONOBLOC	1464483000	1	●
Side Broom				
	BROOM SIDE 109X315 PPL 0.5	146 3035 000	1	●
	BROOM SIDE 145X300 NYLON	146 3036 000	1	○

