

# Mag Vise Magnetic Workholding

(5 sides machining)



**Electro-Permanent Magnetic Chuck**  
**EEPM Series**

**Permanent Magnetic Clamping Block**  
**ECB Series**

Copyright! All rights reserved!  
 2014.03

### Permanent Magnetic Clamping Block

Suitable for medium & large workpiece.

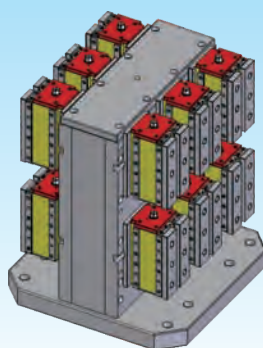


ECB

P1-P3

### Permanent Magnetic Clamping Block

Suitable for use on CNC Horizontal Machining Center.



ECB-120V12

P4

### Electro-Permanent Magnetic Chuck

Suitable for medium & small workpiece.

Pole : 50x50 mm  
Holding power: 1,250 kgf/4 poles.



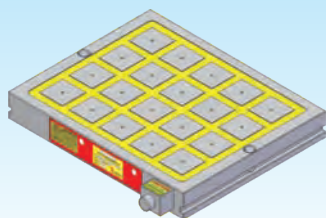
EEPM

P5-P7

### Electro-Permanent Magnetic Chuck

Suitable for medium & large workpiece.

Pole : 70x70 mm  
Holding power: 2,800 kgf/4 poles.



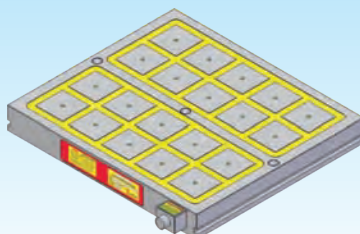
EEPM-D

P8

### Electro-Permanent Magnetic Chuck

Suitable for medium & large workpiece

Pole : 92x92 mm  
Holding power: 4,800 kgf/4 poles.




EEPM-E

P9

### Electro-Permanent Magnetic Chuck

Suitable for all size of workpiece, can be use together with mechanical clamping tools.

Pole : 50x50 mm  
Holding power: 1,250 kgf/4 poles.



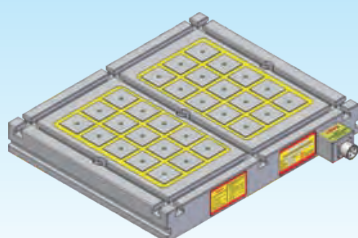
EEPM-SL

P10

### Electro-Permanent Magnetic Chuck

Suitable for big size of workpiece only, use together with mechanical clamping tool for heavy duty machining.

Pole : 50x50 mm  
Holding power: 1,250 kgf/4 poles.

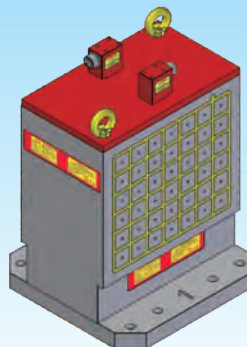


EEPM-TA

P10

### Electro-Permanent Magnetic Chuck

Suitable for CNC horizontal machining center



EEPM-V

P11-P12

### Electro-Permanent Magnetic Index Table

Suitable for horizontal milling & boring machine on precision machining of division.




EEPM-IT

P13-P14



### Electro-Permanent Magnetic Chuck

Suitable in use for combine with CNC  
4 Axis Index Device




EEPM-CIT

P15-P16

### Option Accessories Induction Block

Suitable for use on EEPM, EEPM-SL,  
EEPM-V, EEPM-IT, EEPM-CIT, EEPM-CIRS.  
Series of Electro-Permanent Magnetic Chuck.

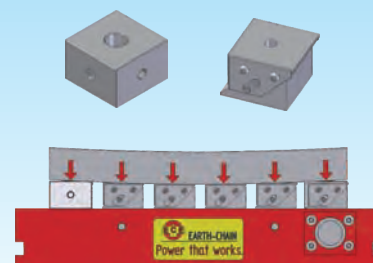


EEPM-IB  
EEPM-IBT  
EEPM-IBV

P17-P18

### Option Accessories Spring Block

Suitable for clamping on iron cast, irregular  
form and flexuous workpieces, it will not be  
out of shape the workpiece after machining.

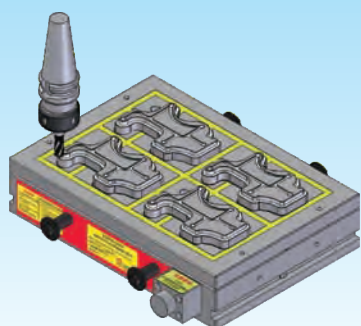


EEPM-SP

P19

### Option Accessories Induction Sub Plate

Suitable for quantity of irregular and  
smaller workpiece. It can be machining  
multi-workpiece at same time easily.



EEPM-ISP

P19

### Option Contriller

Option controller available for control  
multi-EEPM chuck.



EEPM-C

P20

### Option Accessories Wireless remote control

Option wireless remote control available  
for control EEPM-C Controller.

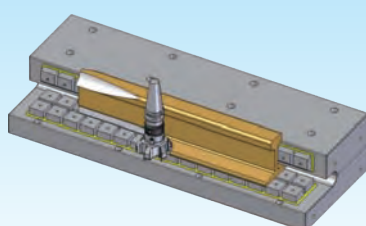


EEPM-WLC1

P21

### Special Made EEPM Chucks

We made special EEPM chucks required  
from customers. Customer can be  
purchase special EEPM chuck depends  
on the functions of the machine,  
workpiece and applications for increase  
efficiency and quality on machining.




EEPM

P22

### Machining Type Permanent Magnetic Chuck

Suitable for thin & small workpiece.



EHMT

P23

### Cutting Tool Demagnetizer

Suitable for demagnetized cutting tools  
such as drill, tap, end mill and rod  
material...etc.



HDO-40

P24

Suitable for medium & large workpiece. (Can do 5 sides machining)



## Patented

Taiwan M258824, Italy,  
USA us7, 224, 251, B2  
Japan 3106264, Korea 0366170,  
Germany 20 2004 009 776.1  
China ZL2004 2 0067865.1

## Standard Accessories:

Handle  
-----1 set  
Induction soft block  
-----1 set  
Stopping plate  
-----1 set  
Guide key  
-----2 pcs  
Switch connector  
-----1 set

Induction soft block



Handle



Guide key



Stopping plate



Switch connector



## Features:

1. The all new model Magnetic Clamping Block **ECB Series** are a new sense of clamping way for metal working on CNC Machining Center and Milling Machine in quick clamp workpieces.
2. Free to set up position, numbers and distance of Magnetic Clamping Block according to the size of workpiece.
3. The **ECB Series** including changeable Induction Soft Block. It can be revised the surface to be 100% accuracy on the machine for clamp workpieces. Can be also cutting, drilling, tapping and slotting directly to the Induction Soft Block during machining workpiece. Multi-function of Induction Soft Block, the user can make it by themselves according to workpiece required.
4. Two machining circle for finish workpiece machining, increase a lot of machining efficiency and achieve accuracy required.

## Applications:

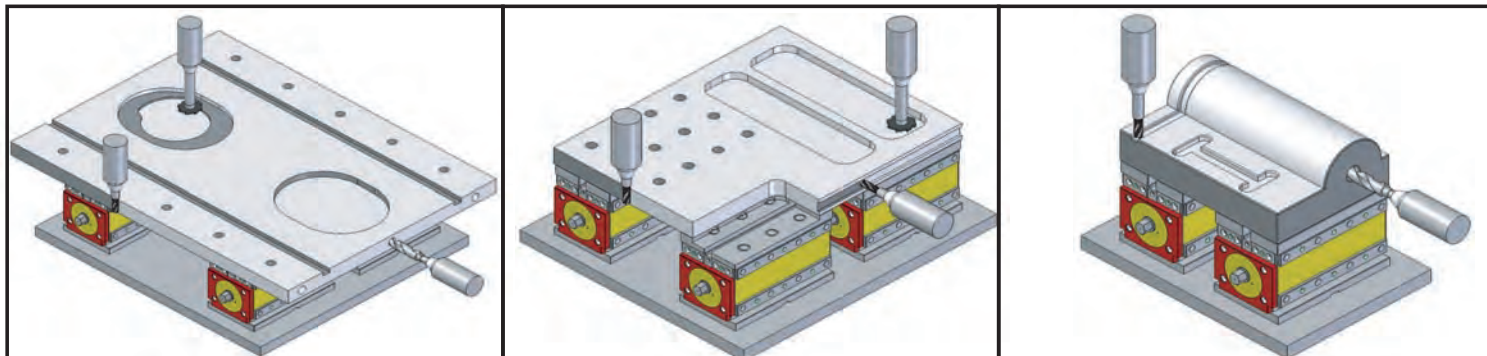
1. Most suitable for medium and large size of workpiece machining on milling machine and CNC machining center.
2. Minimum size of workpiece required as bigger than an area of two Magnetic Clamping Blocks.
3. The Magnetic Clamping Blocks are not suitable for small workpiece clamping.

## Note:

1. Please always make sure the Switch was in ON position before machining.
2. The Magnetic Clamping Blocks are not suitable for non-magnetic material, such as brass, copper, aluminum and stainless steel, etc.
3. The principle of Magnetic Clamping Blocks is magnetism of N. S. poles, so please always put the workpiece between N. S. poles. (The middle of top clamping range)



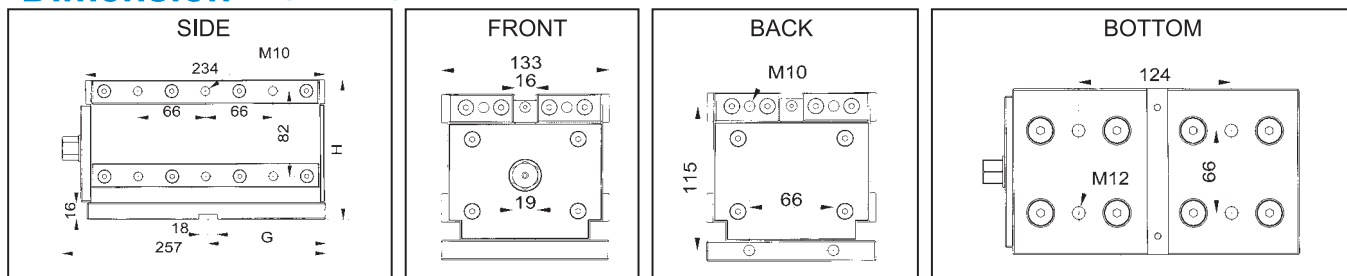
## Working Example



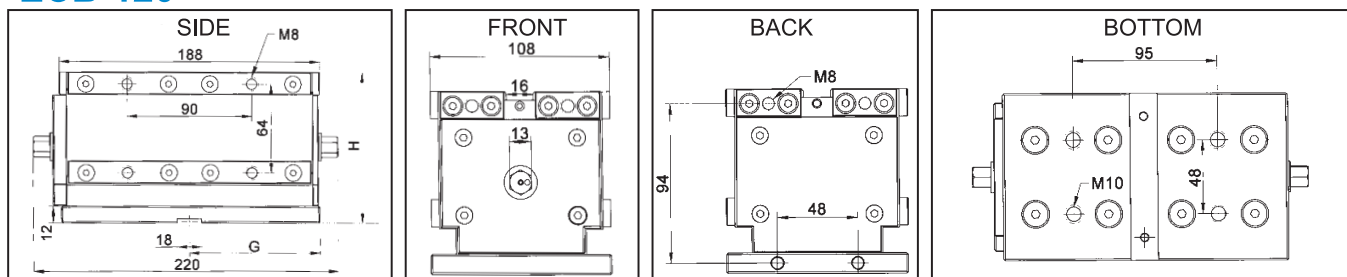
MODEL NO.	HOLDING POWER	MINIMUM THICKNESS OF WORKPIECE REQUIRED	G	G = +0 -0.03	H	H = +0 -0.03	N.W.
<b>ECB-210</b>	2100 kgf ±5%	30mm	115mm	Accuracy control required	134mm	Accuracy control required	36kg
<b>ECB-120</b>	1200 kgf ±5%	20mm	94.5mm		108mm		18kg
<b>ECB-075</b>	750 kgf ±5%	15mm	88mm		78mm		9.5kg
<b>ECB-050</b>	500 kgf ±5%	15mm	61mm		78mm		7kg



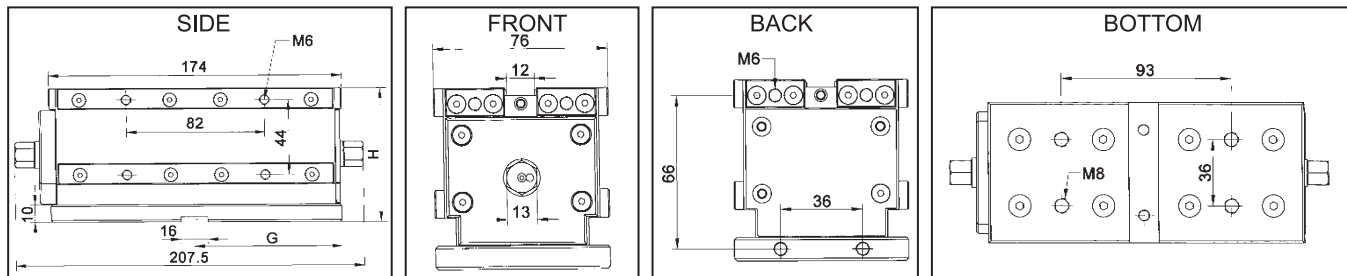
## Dimension ECB-210



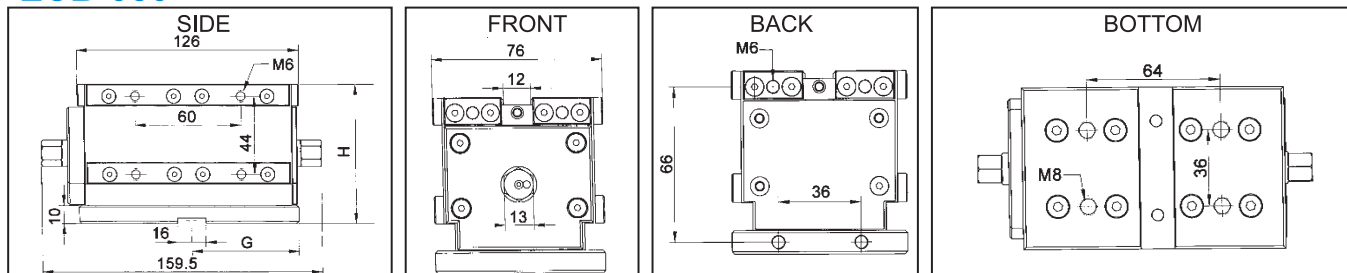
## ECB-120



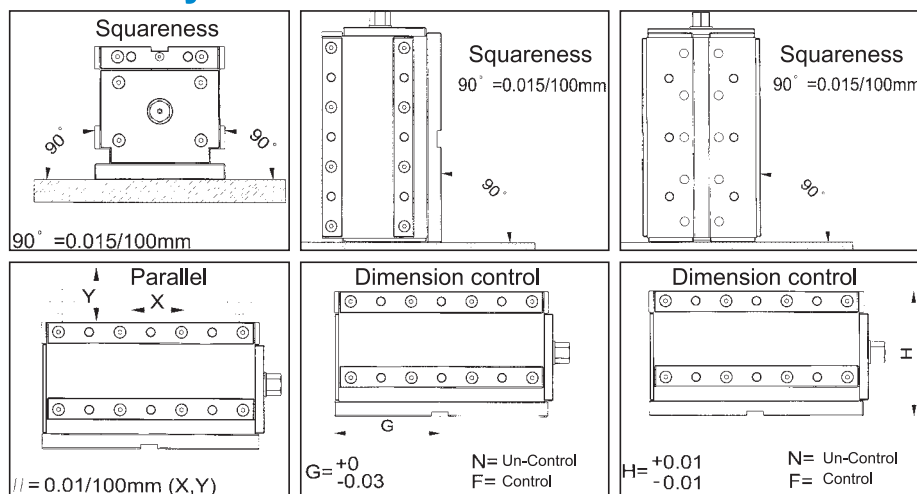
## ECB-075



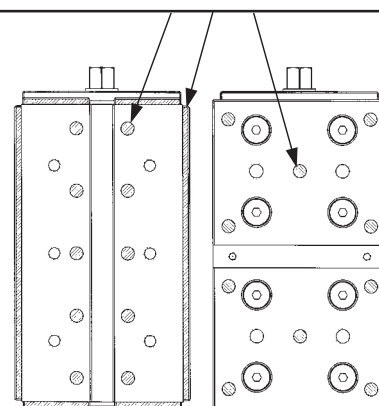
## ECB-050



## Accuracy Control



The points are hardened up to HRC55° for keep the basic surface in precision



Top side

Bottom side

Continual to next page.

Suitable for medium & large workpiece. (Can do 5 sides machining)


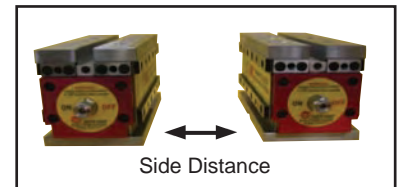
Customer can be makes switch connector by standard hexagon steel bar themselves for depends on length required. The dimension of hexagon bar required as ECB-210 --- 19mm, ECB-120, 075, 050 --- 13mm.



## Maximum & Minimum distance required

Unit:mm

MODEL NO.		ECB-210	ECB-120	ECB-075	ECB-050
SIDE DISTANCE	Min.	100	60	25	25
	Max.	1000	600	400	400
FRONT & BACK DISTANCE	Min.	70	40	40	40
	Max.	500	300	200	200



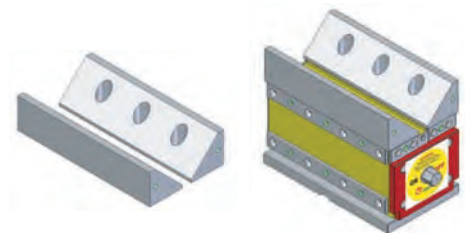
## Working Example



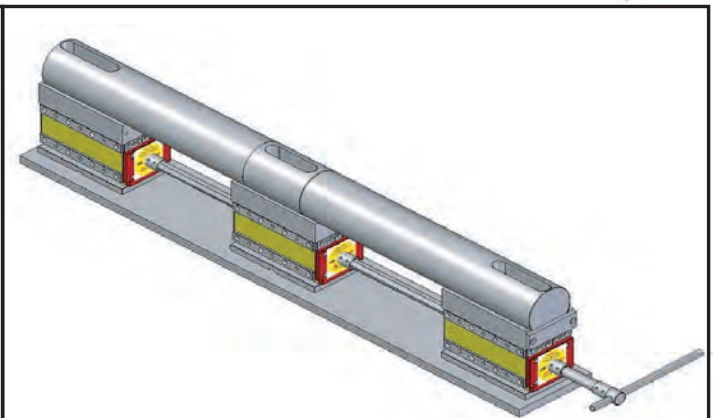
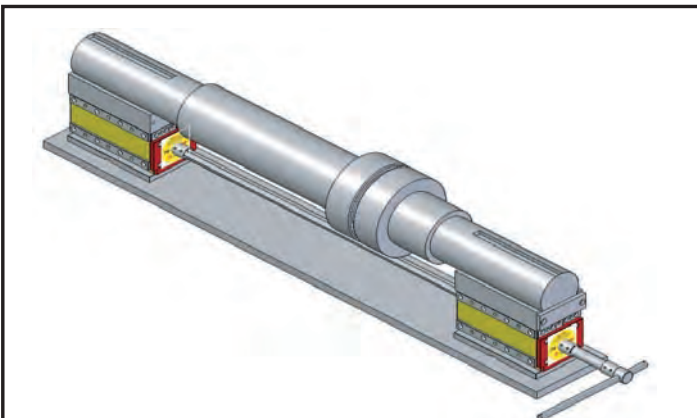
## Special made Induction Block:

Customer can makes special induction block themselves for depends on the workpiece and application required.

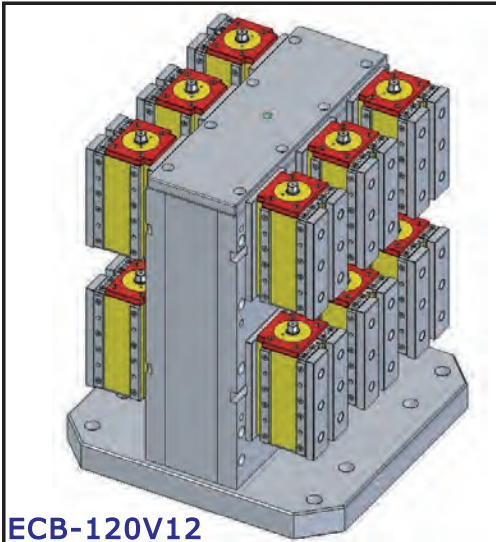
(The material of induction block required as general and low carbon steel)



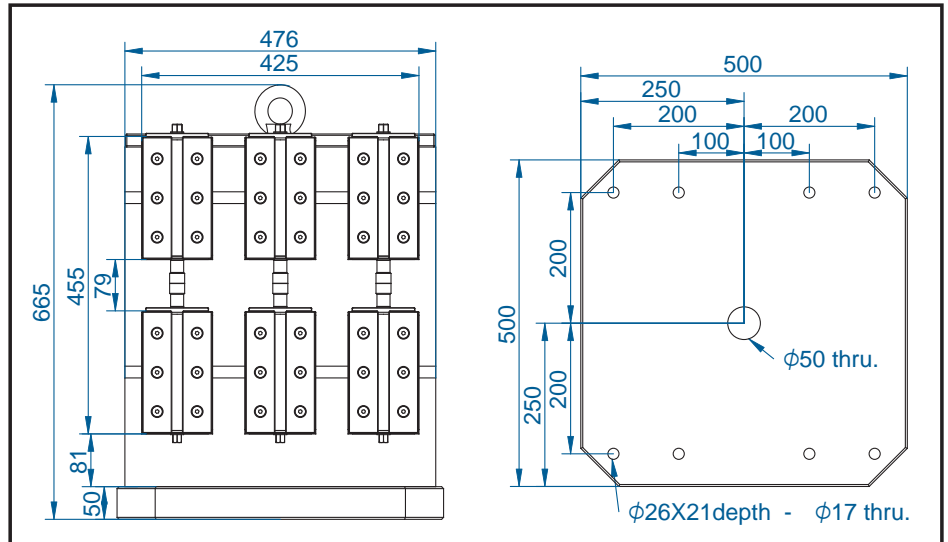
## Example








**ECB-120V12**



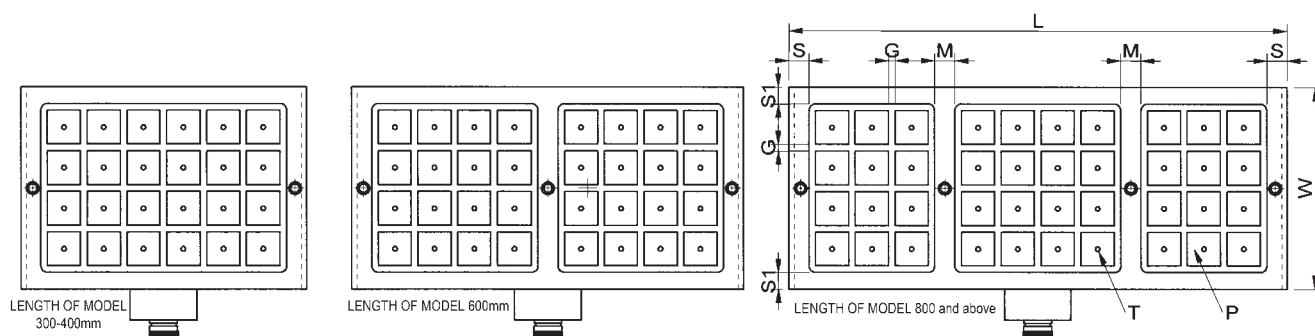
### Features & Applications:

1. Each 6pcs of ECB-120 magnetic clamping block on 2 working face, each of 7200 kgf  $\pm 5\%$  (1200kgfx6) holding power, can be clamping 2 big workpieces for machining at same time.
2. Customer can makes and assemble any type of clamping device themselves by ECB series for depends on workpieces required.
3. Suitable for use on CNC Horizontal Machining Center. (can do 5 sides machining.)

### Working Example



Custom-made is available.



單位:mm

MODEL NO.	DIMENSION							PITCH G	POLE P	NO. OF POLE	TOTAL HOLDING POWER kgf ±5%	CHUCK N.W.	VOLTAGE (Single Phase)	CURRENT AMP	CONTROLLER (included)	VOLTAGE (Single Phase)	CURRENT AMP	CONTROLLER (included)
	W	L	S	S1	M	T	HEIGHT											
EEPM-2540	240	430			-					18	5600	50	AC 220V	13A	C1	AC 380V ~ 440V	17A	C1
EEPM-2560	240	590			30					24	7500	69		20A	C1		11A	C1
EEPM-2580	240	810			30					33	10300	92		30A	C1		13A	C1
EEPM-2590	240	870			30					36	11200	98		14A	C2		13A	C1
EEPM-25100	240	990			30					42	13100	111		26A	C2		13A	C2
EEPM-3030	300	310			-					16	5000	44		14A	C1		7A	C1
EEPM-3040	300	430			-					24	7500	61		22A	C1		10A	C1
EEPM-3060	300	590			30					32	10000	82		31A	C1		14A	C1
EEPM-3080	300	810			30					44	13700	116		25A	C2		15A	C2
EEPM-3090	300	870			30					48	15000	123		25A	C2		16A	C2
EEPM-30100	300	990			30					56	17500	138		32A	C2		13A	C2
EEPM-4040	420	430			-					36	11200	84		13A	C2		13A	C1
EEPM-4050	430	480	30	25	-					42	13100	95		26A	C2		13A	C2
EEPM-4060	420	590			30					48	15000	116		23A	C2		17A	C2
EEPM-4080	420	810			30					66	20600	159		30A	C2		13A	C2
EEPM-4090	420	870			30					72	22500	169		14A	C4		25A	C2
EEPM-40100	420	990			30					84	26200	193		25A	C4		13A	C4
EEPM-5060	480	590			30					56	17500	129		32A	C2		13A	C2
EEPM-5080	480	810			30					77	24000	185		16A	C4		14A	C4
EEPM-5090	480	870			30					84	26200	196		25A	C4		14A	C4
EEPM-50100	480	990			30					98	30600	219		24A	C4		13A	C4
EEPM-6060	600	590			30					72	22500	165		15A	C4		25A	C2
EEPM-6080	600	810			30					99	30900	215		24A	C4		15A	C4
EEPM-6090	600	870			30					108	33700	240		18A	C4		17A	C4
EEPM-60100	600	990			30					126	39300	274		28A	C4		23A	C4
EEPM-8080	755	810			30					121	37800	271		31A	C4		13A	C4

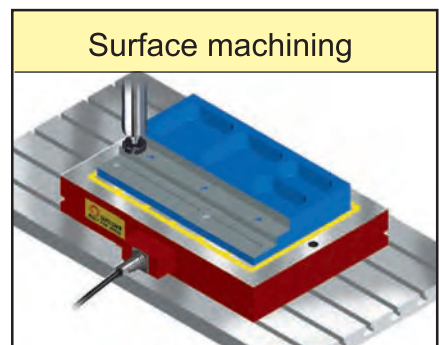

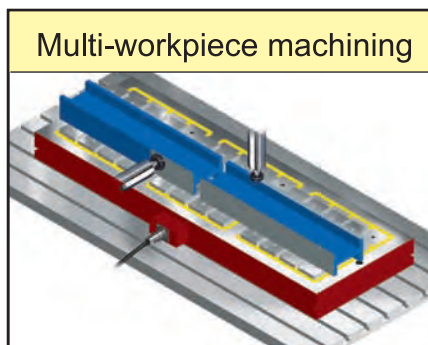
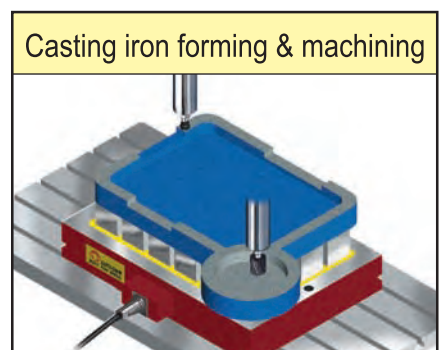
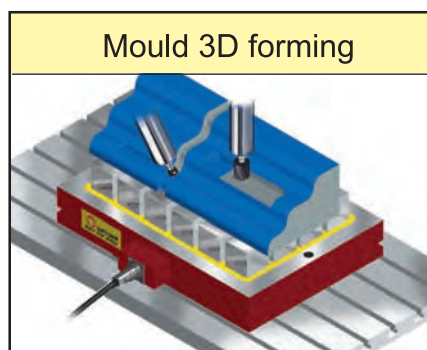
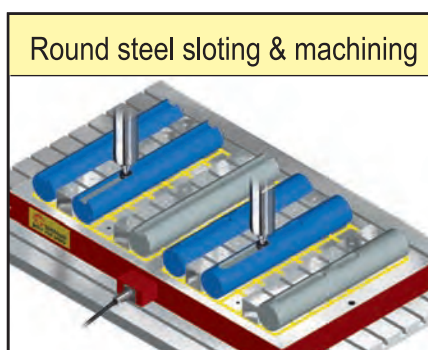
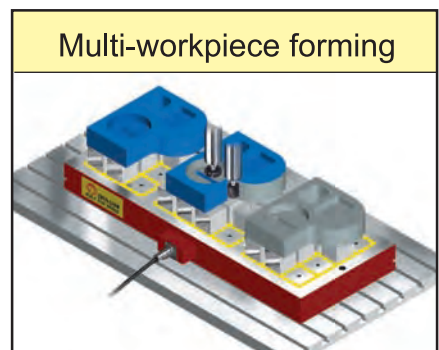
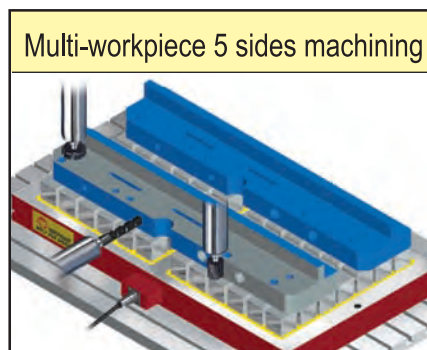
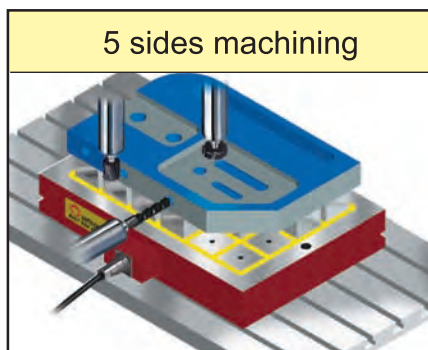


### Features:

1. Super power magnetic force 1250 kgf/100cm<sup>2</sup> ±5%. (4 Poles)
2. 3~10 seconds control for power ON & OFF. No electric power supply required to keep the magnetic chuck ON.  
Safety in case of power failure.
3. No power supply to keep the magnetic chuck ON, it could be used for long time and never get temperatures to affect the accuracy of workpieces.
4. Can do 5 sides machining, un-obstructed movement of cutters during machining. One cycle to finish a workpiece, helps in achieving best machining accuracy and increases efficiency a lot.
5. Easy and convenient to clamp a workpiece, shortens clamping time.



### Applications:

1. Most suitable for machining on medium & small or even rough workpieces.
2. Suitable for drilling and finishing machining on small workpieces.
3. Minimum size of workpiece required as 4 alternate magnetic square poles and above contacts is necessary for optimum clamping.
4. Minimum thickness of workpiece required:10mm.
5. More functions for cooperate with Induction Block and Spring Block. (See the detail of Option Accessories)



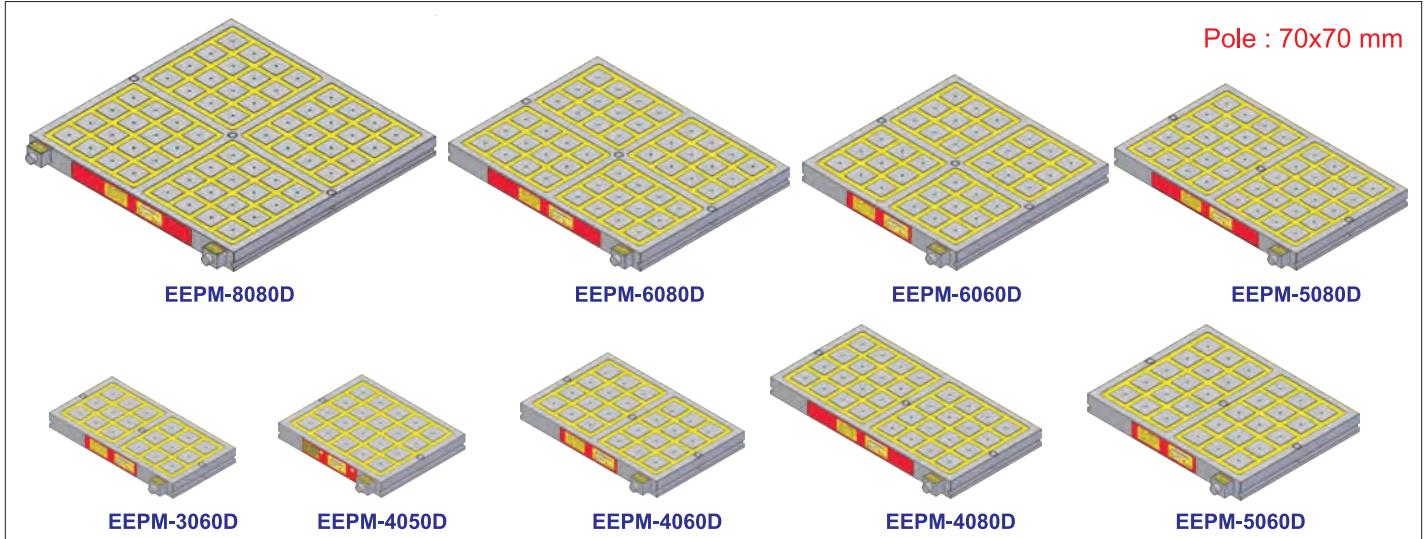
Continual to next page.

## Working Example





Pole : 70x70 mm

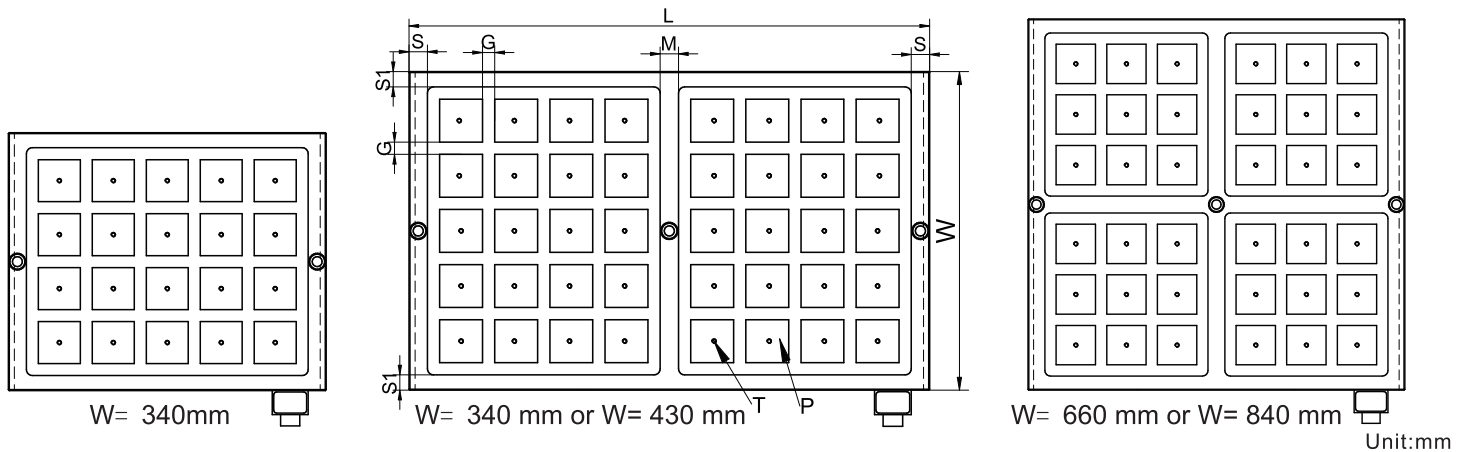


### Features:


1. Super power magnetic force 2,800 kgf/196 cm<sup>2</sup> (4 poles) ; 700 kgf +/- 5% (single pole).
2. 2~10 seconds control for power ON & OFF. No power supply to keep the magnetic chuck ON, it could be used for long time and never get temperatures to affect the accuracy of workpieces.
3. Complete solution for medium & large workpiece clamping problems: 1) Installation time-consuming 2) Material consuming 3) Too many machining processes 4) Single used fixture....etc.
4. Clamping area covers all machining areas it can be machining multi-workpieces and shorten machining time.

### Applications:

1. Suitable for vertical/horizontal machining center, double column milling machine...etc.
2. Suitable for medium & large size molds and workpiece on heavy duty machining.
3. Minimum thickness of workpiece required 30mm, to avoid iron chips onto the workpiece due to through magnetism.
4. Minimum size of workpiece required as 4 alternate magnetic square poles and above contacts is necessary for optimum clamping.
5. More functions for cooperate with Induction Block and Spring Block. (See the detail of Option Accessories)



MODEL	DIMENSION							PITCH G	POLE P	NO. OF POLE	HOLDING POWER OF POLE kgf ±5%	TOTAL HOLDING POWER kgf ±5%	CHUCK N.W.	VOLTAGE (SINGLE PHASE)	CURRENT AMP	CONTROLLER (INCLUDED)	VOLTAGE (SINGLE PHASE)	CURRENT AMP	CONTROLLER (INCLUDED)
	W	L	S	S1	M	T	HEIGHT												
EEPM-3060D	340	670			30					18		12600	126kg	AC 220V	24A	C2	AC 380V 440V	30A	C1
EEPM-4050D	430	530			-					20		14000	126kg		30A	C2		32A	C1
EEPM-4060D	430	670			30					24		16800	159kg		34A	C2		36A	C1
EEPM-4080D	430	850			30					32		22400	202kg		32A	C4		28A	C2
EEPM-5060D	520	670	30	25	30	M10	70	20	70X70	30	700	21000	193kg		44A	C2		24A	C2
EEPM-5080D	520	850			30					40		28000	244kg		32A	C4		24A	C2
EEPM-6060D	660	670			30					36		25200	245kg		24A	C4		32A	C2
EEPM-6080D	660	850			30					48		33600	310kg		34A	C4		36A	C2
EEPM-8080D	840	850			30					64		44800	395kg		32A	C8		28A	C4

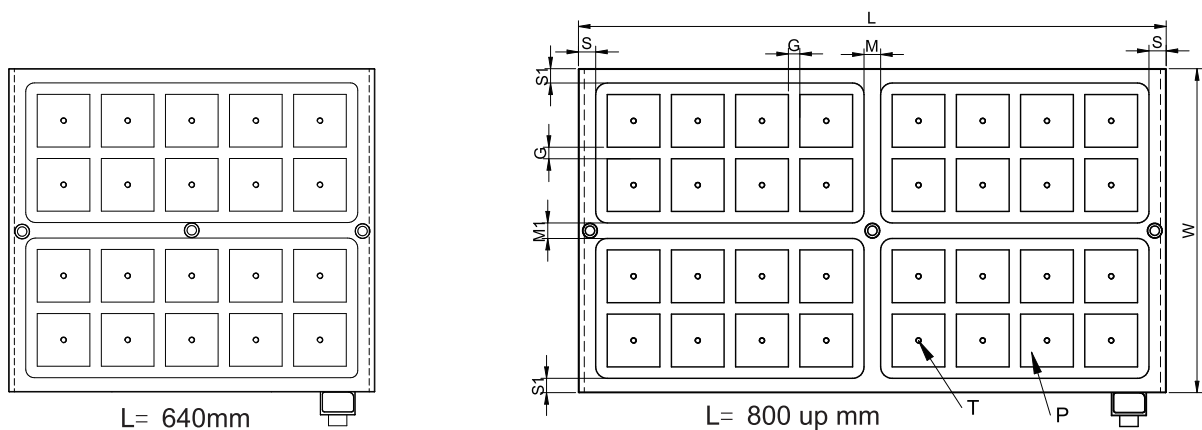


### Features:

1. Super power magnetic force 4,800 kgf/338 cm<sup>2</sup> (4 poles) ; 1,200 kgf +/- 5% (single pole).
2. 2~10 seconds control for power ON & OFF. No power supply to keep the magnetic chuck ON, it could be used for long time and never get temperatures to affect the accuracy of workpieces.
3. Complete solution for medium & large workpiece clamping problems: 1) Installation time-consuming 2) Material consuming 3) Too many machining processes 4) Single used fixture....etc.
4. Clamping area covers all machining areas it can be machining multi-workpieces and shorten machining time.

### Applications:

1. Suitable for vertical/horizontal machining center, double column milling machine...etc.
2. Suitable for medium & large size molds and workpiece on heavy duty machining.
3. Minimum thickness of workpiece required 40mm, to avoid iron chips onto the workpiece due to through magnetism.
4. Minimum size of workpiece required as 4 alternate magnetic square poles and above contacts is necessary for optimum clamping.
5. More functions for cooperate with Induction Block and Spring Block. (See the detail of Option Accessories)



Unit:mm																	
MODEL	DIMENSION								PITCH G	POLE P	NO. OF POLE	HOLDING POWER OF POLE kgf ±5%	TOTAL HOLDING POWER kgf ±5%	CHUCK N.W.	VOLTAGE (SINGLE PHASE)	CURRENT AMP	CONTROLLER (INCLUDED)
	W	L	S	S1	M	M1	T	HEIGHT									
EEPM-6060E	565	640	30	25	-	27	M10	75	20	92X92	20	1200	24000	214kg	AC 380V 440V	25A	C2
EEPM-60100E	565	1025			29						32		38400	343kg		28A	C2
EEPM-60120E	565	1250			30						40		48000	418kg		25A	C4
EEPM-8080E	790	800			28	28					36		43200	374kg		21A	C4
EEPM-80100E	790	1025			29						48		57600	480kg		30A	C4
EEPM-80120E	790	1250			30						60		72000	585kg		35A	C4

Unit:mm



## Electro-Permanent Magnetic Chuck

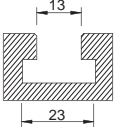
## EEPM-SL Series

Suitable for all size of workpiece, can be use together with mechanical clamping tools.



With multi-functions of machine table, clamping plate and magnetic chuck.

Unit:mm

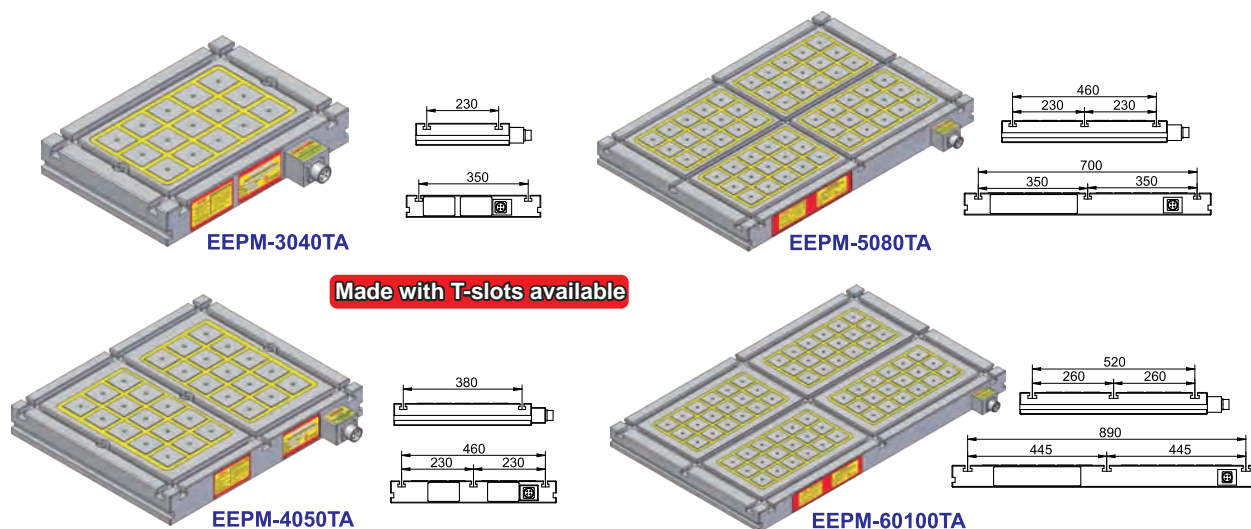
MODEL NO.	DIMENSION LXWXH	PITCH	POLE	NO. OF POLE	T-SLOT	TOTAL HOLDING POWER kgf ±5%	CHUCK N.W.	VOLTAGE (Single Phase)	CURRENT AMP	CONTROLLER (included)	VOLTAGE (Single Phase)	CURRENT AMP	CONTROLLER (included)
EEPM-30100SL	990X300X70	10	50X50	39		12100	160kg	AC 220V	26A	C2	AC 380V 440V	13A	C2
EEPM-40100SL	990X420X70			65		20300	225kg		30A	C2		13A	C2
EEPM-50100SL	990X500X70			72		22500	260kg		14A	C4		25A	C2
EEPM-60100SL	990X600X70			84		26200	320kg		25A	C4		13A	C4

Custom-made is available.

## Electro-Permanent Magnetic Chuck

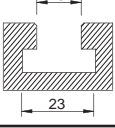
## EEPM-TA Series

Suitable for big size of workpiece only, use together with mechanical clamping tool for heavy duty machining.

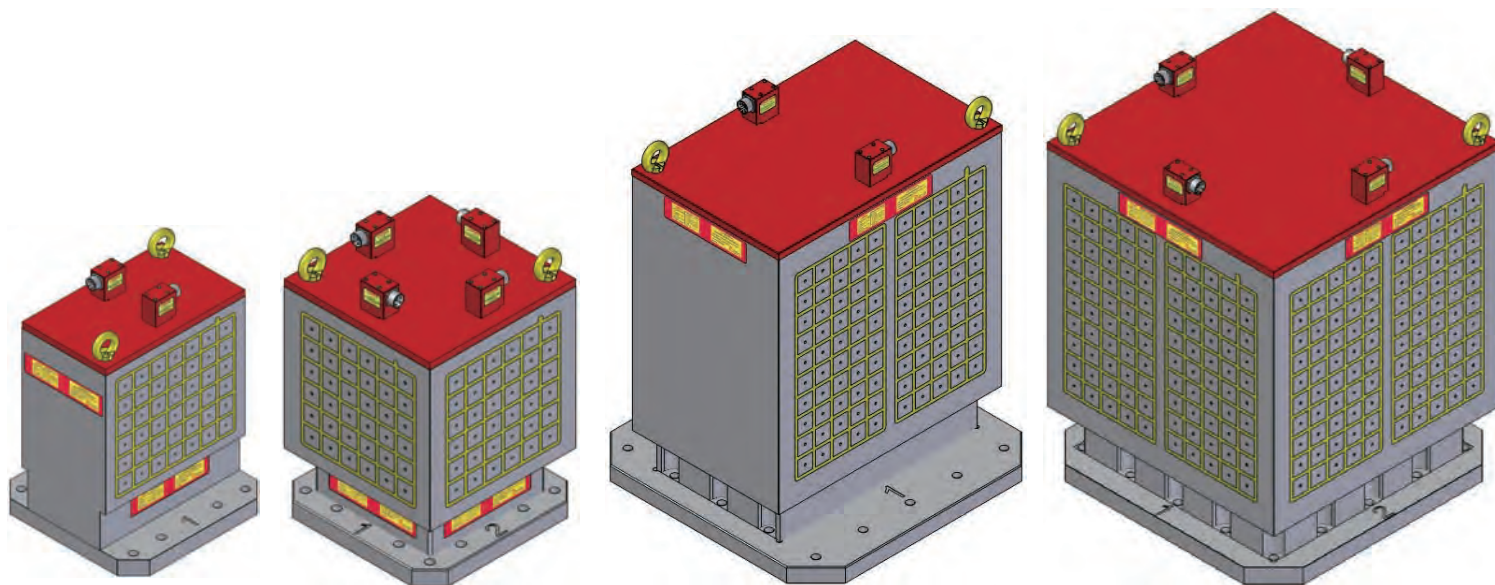


Lower price for big size of workpiece only.

Unit:mm

MODEL NO.	DIMENSION LXWXH	PITCH	POLE	NO. OF POLE	T-SLOT	TOTAL HOLDING POWER kgf ±5%	CHUCK N.W.	VOLTAGE (Single Phase)	CURRENT AMP	CONTROLLER (included)	VOLTAGE (Single Phase)	CURRENT AMP	CONTROLLER (included)
EEPM-3040TA	430X300X70	10	50X50	15		4600	50kg	AC 220V	13A	C1	AC 380V 440V	17A	C1
EEPM-4050TA	530X440X70			30		9300	80kg		20A	C1		11A	C1
EEPM-5080TA	790X530X70			60		18700	180kg		32A	C2		14A	C1
EEPM-60100TA	990X600X70			72		22500	240kg		14A	C4		13A	C2

Custom-made is available.

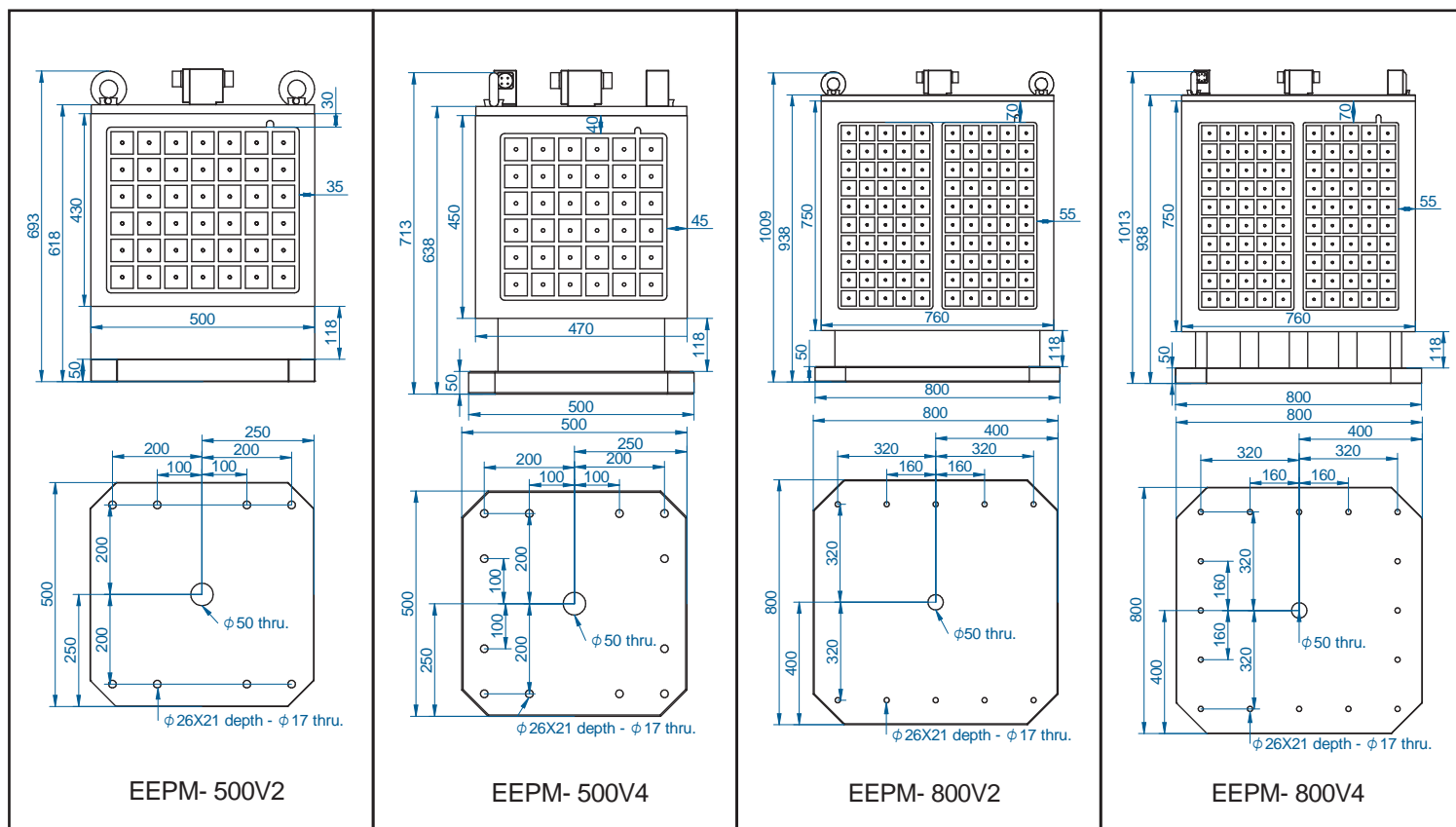


**EEPM-500V2**

**EEPM-500V4**

**EEPM-800V2**

**EEPM-800V4**



Unit:mm

MODEL NO.	WORKING FACE	PITCH	POLE	NO. OF POLE	HOLDING POWER / FACE kgf ±5%	CHUCK N.W.	VOLTAGE (Single Phase)	CURRENT AMP	CONTROLLER (included)	VOLTAGE (Single Phase)	CURRENT AMP	CONTROLLER (included)
EEPM-500V2	430X500	10	50X50	42X2	13100	480kg	AC 220V	26A	C2	AC 380V ~ 440V	13A	C2
EEPM-500V4	450X470			36X4	11200	510kg		14A	C2		13A	C1
EEPM-800V2	750X760			100X2	31200	760kg		24A	C4		15A	C4
EEPM-800V4	750X760			100X4	31200	810kg		24A	C4		15A	C4

Custom-made is available.



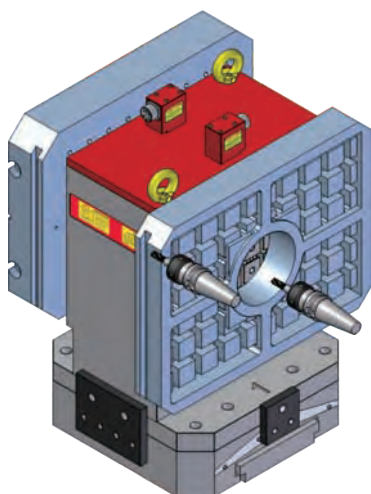
### Features:

1. Super power magnetic force 1250kgf/100cm<sup>2</sup> ±5%. (4 Poles)
2. Control each working face for ON and OFF, so it can be load and unload the workpiece on each working face.  
3~10 seconds control for power ON and OFF.
3. Each EEPM-V type can be clamp multi-workpiece machining, instead of multi-pollet change investment.
4. Can do 5 sides machining, un-obstructed movement of cutters during machining.  
One cycle to finish a workpiece, helps in achieving best machining accuracy and increases efficiency a lot.

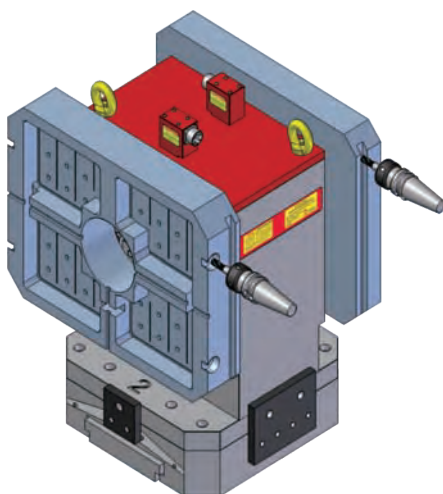
### Applications:

1. Suitable for CNC horizontal machining center.
2. EEPM-V2 with 2 working faces suitable for bigger workpiece.  
EEPM-V4 with 4 working faces suitable for medium workpiece.
3. Minimum thickness of workpiece required : 10 mm
4. More functions for cooperate with Induction Block and Spring Block. (See the detail of Option Accessories)

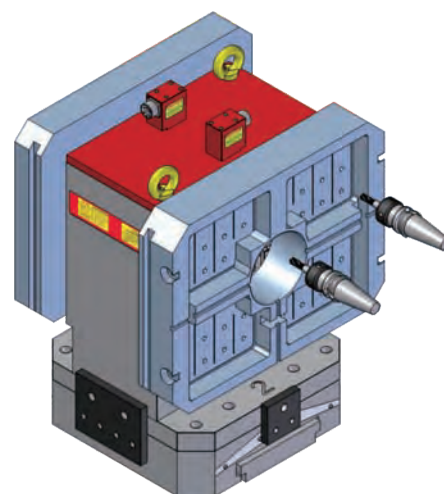
## Working Example



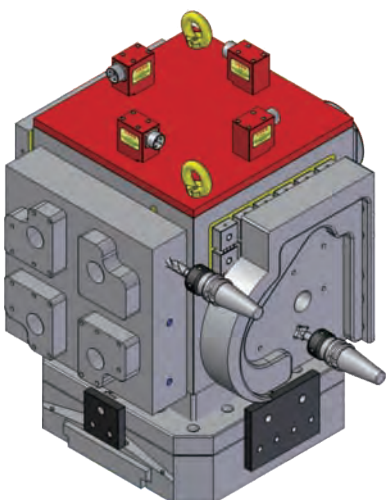
V2-type



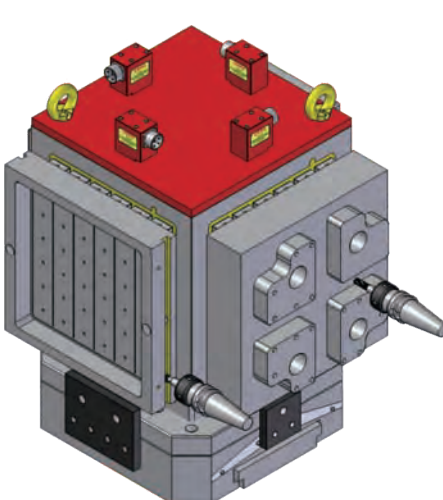
V2-type




V2-type



V4-type



V4-type



V4-type

PATENT NO.350429



**Traditional Milling Machine can do 5 side machining too.**

### Features:

1. We changed traditional clamping way of Index Table. Made with Electro-Permanent Magnetic Chuck, can do 5 side machining, without any obstructed movement of cutters during machining.
2. Super magnetic force 1250kgf/100cm<sup>2</sup> ±5%. (4 Poles)
3. Structure of Electro-Permanent Magnetic Chuck, 3~10 seconds control for power ON & OFF.  
No electric power supply required to keep the chuck ON. So no electric cable disturbed, can be turning freely.
4. Magnetic power adjustable.
5. Pneumatic system to rotate and fix the table, Easy and convenient to operate.
6. Heavy Duty construction, built of FC35 cast iron. Suitable for heavy duty machining.

### Applications:

1. Suitable for horizontal milling, boring machine on precision machining of division.
2. Minimum thickness of workpiece required : 10 mm
3. More functions for cooperate with Induction Block and Spring Block. (See the detail of Option Accessories)

Unit: mm

	MODEL NO.	EEPM-300IT	EEPM-470IT	EEPM-600IT	EEPM-800IT
1	L X W	300X300mm	470X470mm	600X600mm	800X800mm
2	HEIGHT	193	187	226	302
3	DRIVING	FLOATATION	Air Pressure 5~8 kg/cm <sup>2</sup>		
		REVOLVING	Manual		
4	MAX. LOAD WEIGHT VERTICAL IN THEORY	1200kg	2400kg	3400kg	4500kg
5	ALLOWABLE LOAD WEIGHT	500kg	1000kg	2000kg	3000kg
6	TABLE ROTATION	Clockwise & anticlockwise			
7	DIVISION	Standard 24T~15° Option 72T~5°	Standard 72T~5° / Option 360T~1°		
8	NET WEIGHT	104kg	223kg	453kg	983kg
9	DIMENTION OF POLE	50X50mm			
10	NO. OF POLE	16	49	72	144
11	TOTAL HOLDING POWER kgf ±5%	5000	15300	22500	45000
12	VOLTAGE(Single Phase)	AC 220V			
13	CURRENT (AMP)	15A	25A	14A	33A
14	CONTROLLER(included)	C1	C2	C4	C4
15	VOLTAGE(Single Phase)	AC 380V~440V			
16	CURRENT (AMP)	18A	17A	25A	13A
17	CONTROLLER(included)	C1	C2	C2	C4




	MODEL NO.	EEPM-300IT	EEPM-470IT	EEPM-600IT	EEPM-800IT
1	SQUARENESS OF TABLE	0.01	0.015	0.02	0.02
2	REPEAT ROTATION	0.01	0.01	0.015	0.015
3	PARALLELISM OF TABLE	0.01	0.015	0.02	0.02
4	BASIC SIDE SQUARENESS	0.015	0.015	0.02	0.02
5	DIVISION (SECOND)	DIVIDING 4	$\pm 2''$		
		DIVIDING 72	$\pm 3''$		

## Working Example


1.Loading workpiece.




2.Connect the electric cable to the chuck.



3.Switch ON for magnetic power.



4.Take OFF the electric cable.



5.Surface machining.



6.Side machining.

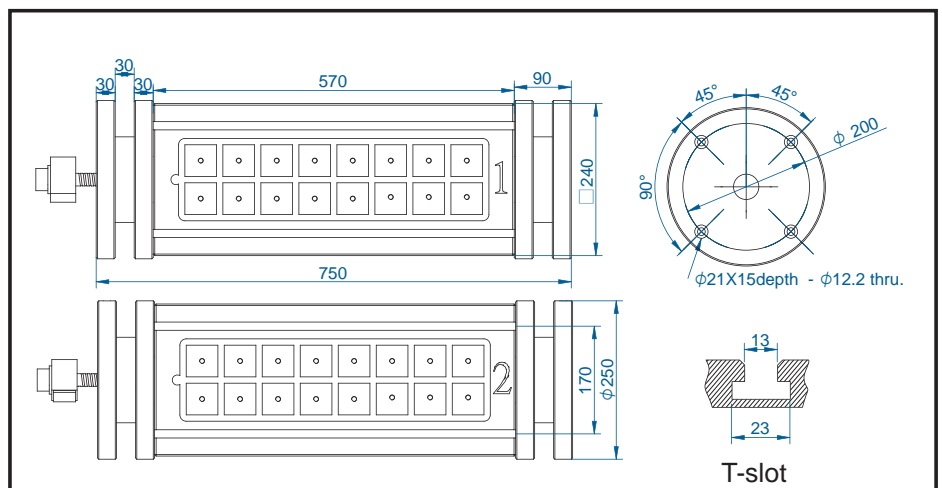
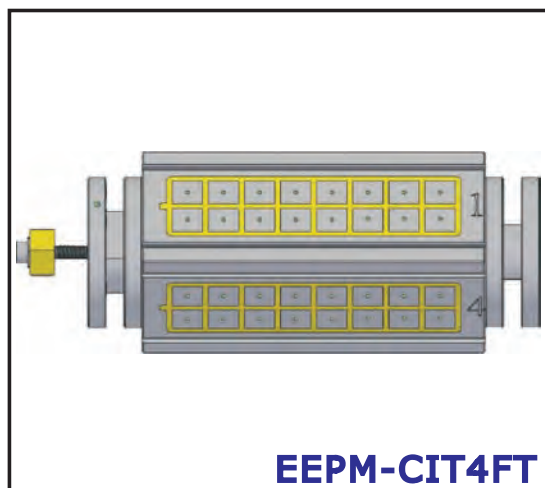
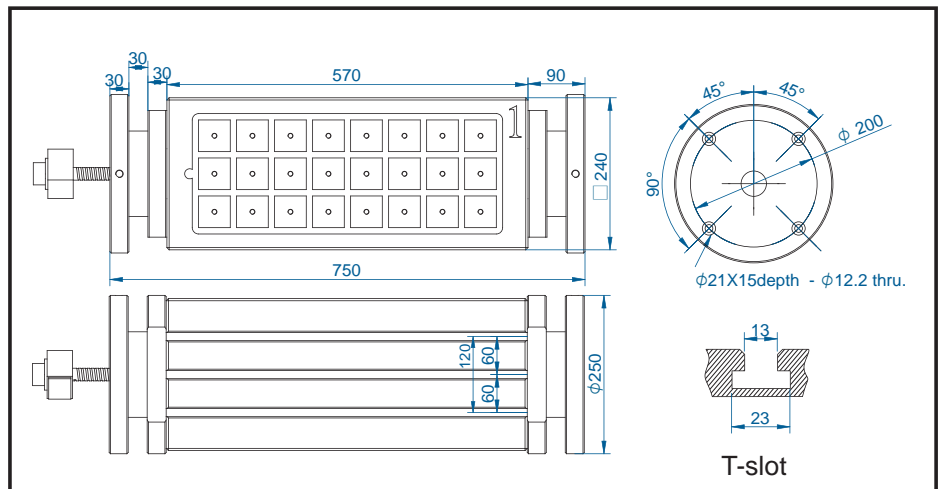
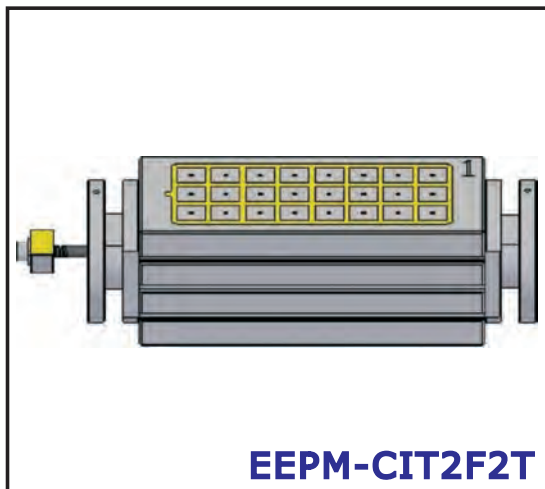
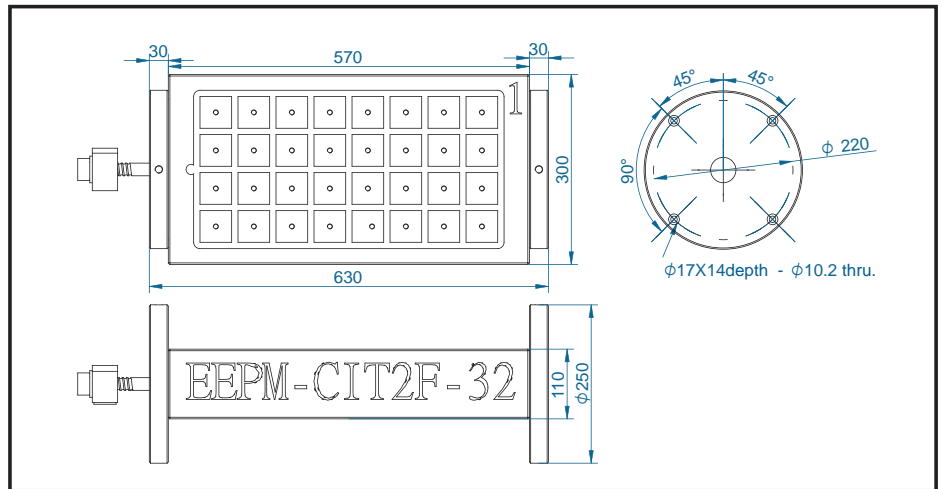



7.Rotate angle and keep to machining.



8.Finish works and connect the cable for switch OFF.





Unit:mm

MODEL NO.	WORKING FACE	PITCH	POLE	NO. OF POLE	HOLDING POWER / FACE kgf ±5%	CHUCK N.W.	VOLTAGE (Single Phase)	CURRENT AMP	CONTROLLER (included)	VOLTAGE (Single Phase)	CURRENT AMP	CONTROLLER (included)
EEPM-CIT2F	300X570	10	50X50	32X2	10000	141kg	AC 220V	31A	C2	AC 380V ~ 440V	14A	C2
EEPM-CIT2F2T	240X570			24X2	7500	228kg		22A	C2		10A	C2
EEPM-CIT4FT	240X570			16X4	5000	219kg		14A	C4		7A	C4

Custom-made is available.

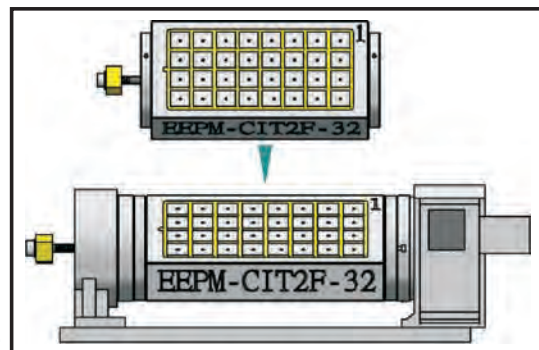


### Features:


1. Super power magnetic force 1250kgf/100cm<sup>2</sup> ±5%. (4 Poles)
2. Control each working face for ON and OFF, so it can be load and unload the workpiece on each working face. 3 seconds control for power ON and OFF.
3. **EEPM-CIT2F** with 2 magnetic working face, can be clamp 2 workpiece for machining. Suitable for bigger workpiece machining.
4. **EEPM-CIT2F2T** with 2 magnetic working face and 2 T-slot working face, can be clamp both of magnetic and non-magnetic material of workpiece machining. Suitable for smaller workpiece machining.
5. **EEPM-CIT4FT** with 4 magnetic working face and T-slots available. Suitable for smaller workpiece machining.
6. Without any obstructed movement of cutters during machining. Can be use all the functions of CNC 4 Axis Index Device completely.

### Applications:


1. Suitable in use for combine with CNC 4 Axis Index Device.
2. Minimum thickness of workpiece required : 10mm.
3. Minimum size of workpiece required as 4 alternate magnetic square poles and above is necessary for optimum clamping.




### Working Example



**EEPM-CIT2F**



**EEPM-CIT2F2T**

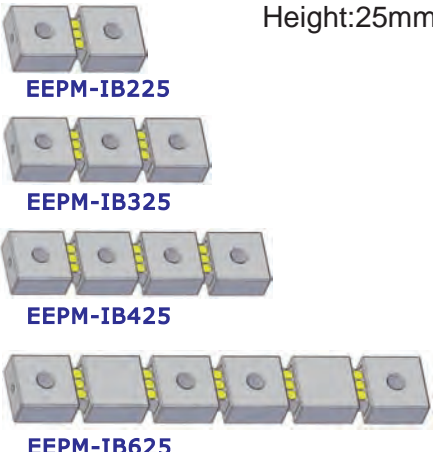
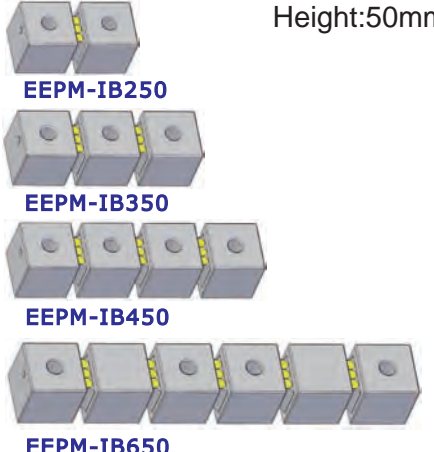
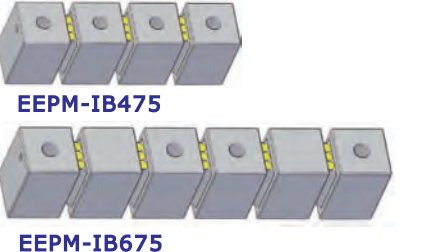


**EEPM-CIT4FT**

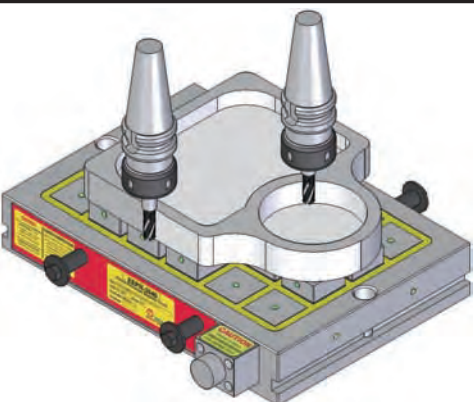


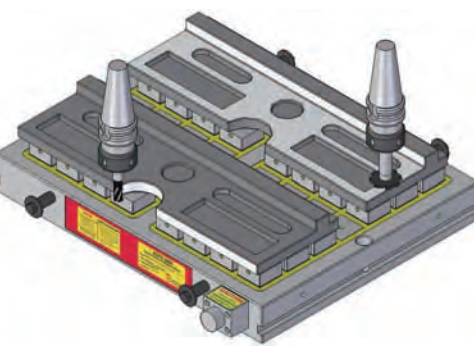

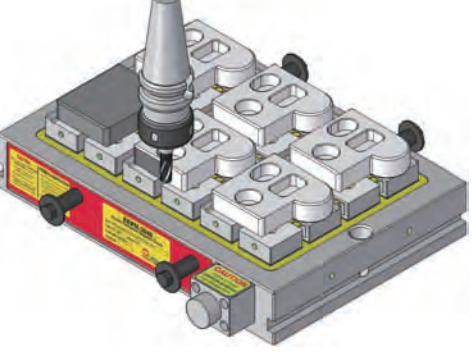

Suitable for use on **EEPM**, **EEPM-SL**, **EEPM-V**, **EEPM-IT**, **EEPM-CIT**, **EEPM-CIRS**.  
Series of Electro-Permanent Magnetic Chuck.

**Features:**

1. Induction Block **EEPM-IB** series are use for **EEPM** chucks, can be increased to more functions on workholding.
2. Increased using life of magnetic chuck: We suggest always use induction block to clamp workpieces, due to workpiece will not touch to the surface of chucks, it can be keep chucks always be new.
3. Covenience and Accuracy: Induction Block are interchanging & consuming accessories, you can machining surface or forming induction blocks for the workpiece required by the machine directly, so the parallelism of induction block will always 100% match to the machine.

<p>Height:25mm</p>  <p><b>EEPM-IB225</b></p> <p><b>EEPM-IB325</b></p> <p><b>EEPM-IB425</b></p> <p><b>EEPM-IB625</b></p>	<p>Height:50mm</p>  <p><b>EEPM-IB250</b></p> <p><b>EEPM-IB350</b></p> <p><b>EEPM-IB450</b></p> <p><b>EEPM-IB650</b></p>	<p>Height:75mm</p>  <p><b>EEPM-IB475</b></p> <p><b>EEPM-IB675</b></p>
--	--	---

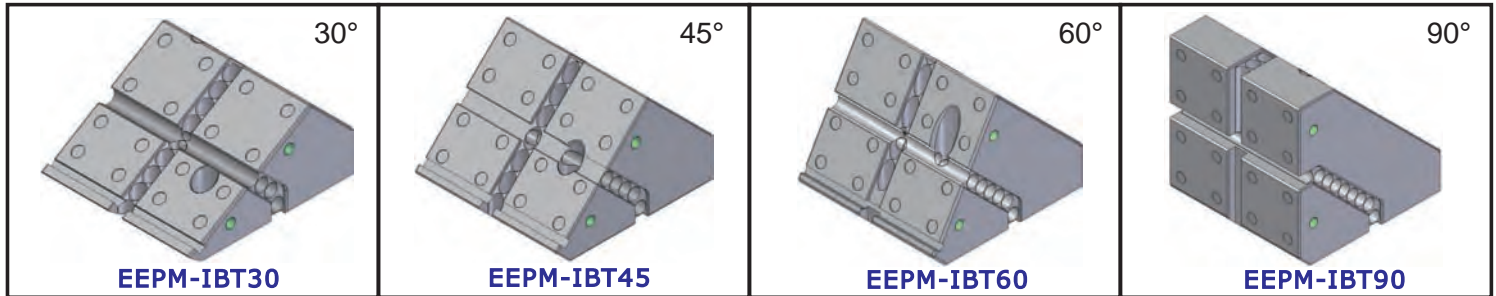
**Working Example**

<p>Used 25mm height of IB for irregular workpiece on 5 sides machining.</p> 	<p>Machining slots and steps on IB for positioning multi- workpiece on 5 sides machining.</p> 	<p>Used 25mm &amp; 75mm height of IB for positioning multi-workpiece on surface machining.</p> 
<p>Used 25mm height of IB for multi- workpiece on 5 sides machining.</p> 	 	<p>Used 25mm &amp; 50mm height of IB for positioning multi-workpiece on surface machining.</p> 

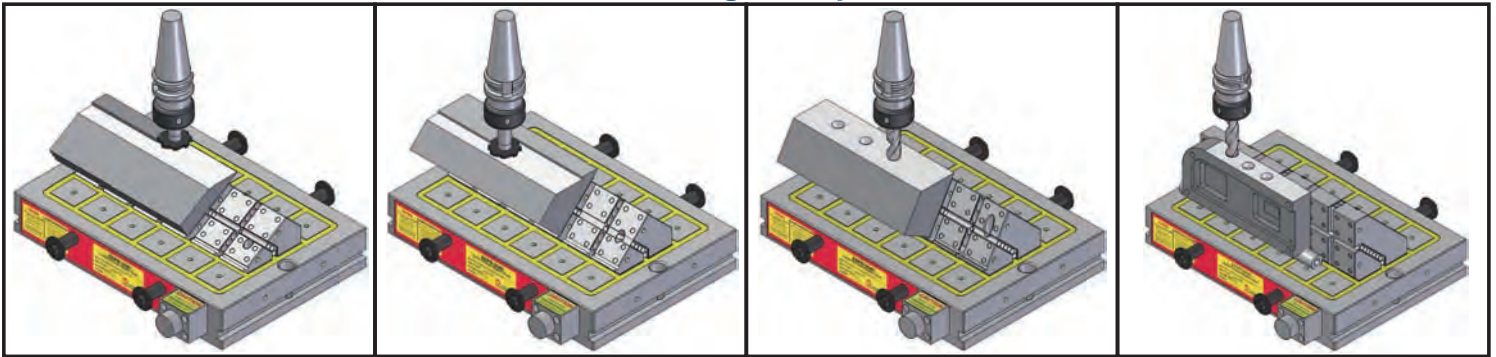


**Option Accessories-Induction Block**

**EEPM-IBT Series**

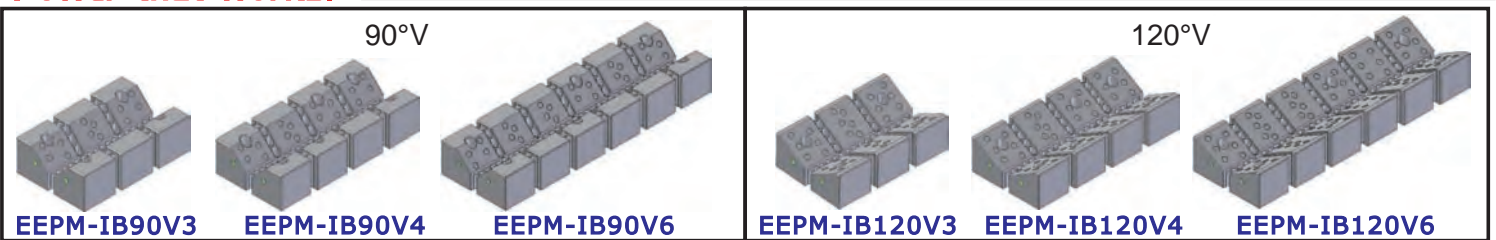


**Working Example**

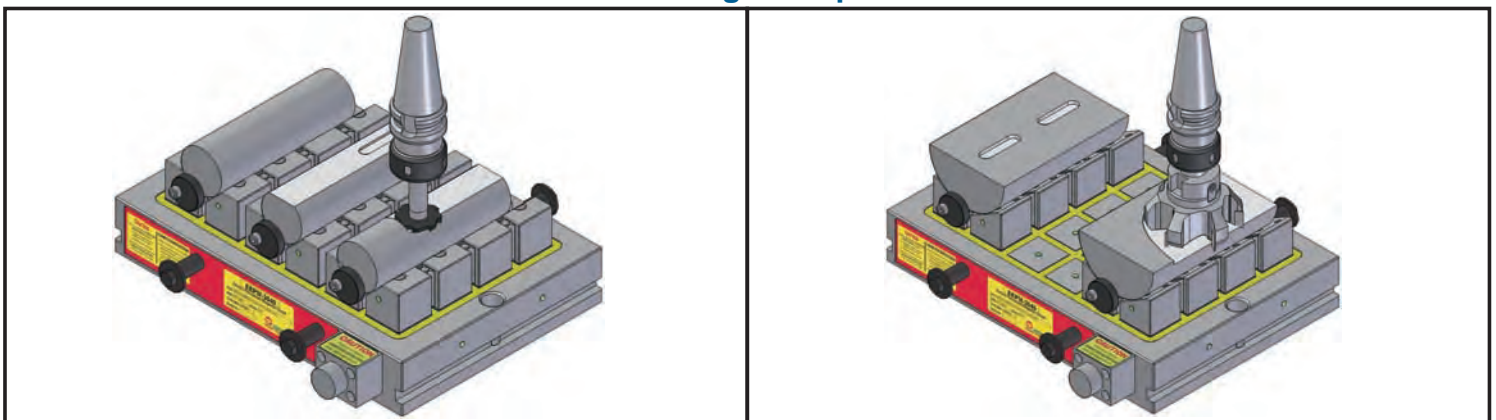


**Option Accessories-Induction Block**

**EEPM-IBV Series**

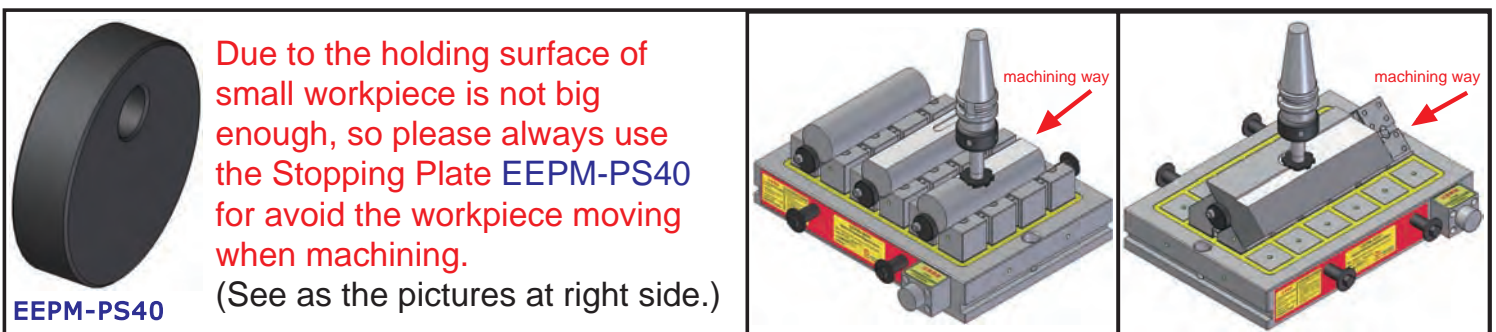


**Working Example**



**Option Accessories-Stopping Plate**

**EEPM-PS40**




## Option Accessories-Spring Block

## EEPM-SP Series


Suitable for clamping on iron cast, irregular form and flexuous workpieces, it will not be out of shape the workpiece after machining.

### Spring Block



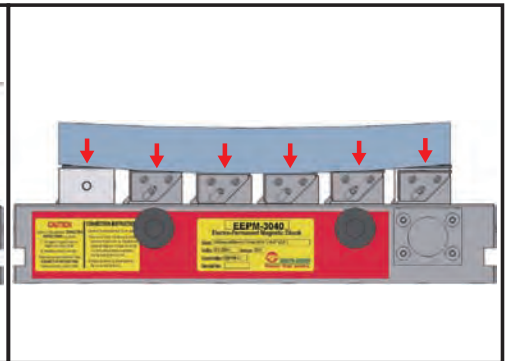
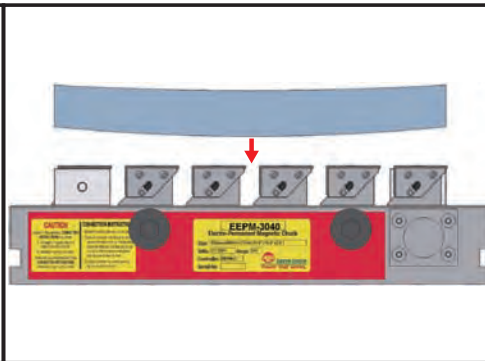
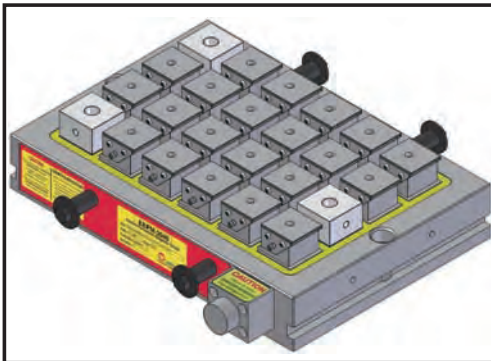
EEPM-SP

### Fixed Block



EEPM-SPF

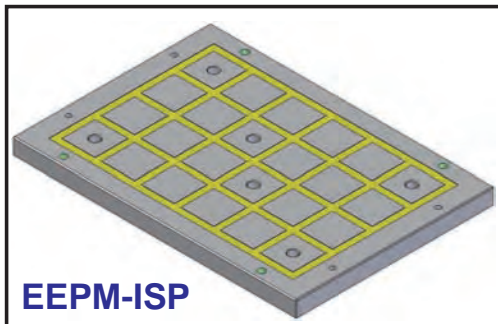
1. Suitable for clamping on iron cast, irregular form and flexuous workpieces, it will not be out of shape of the workpiece after machining.
2. 3 Fixed Blocks is necessary for each workpiece clamping, it could be makes a basic surface for the workpiece touch to the Spring Blocks.  
(See the pictures as below)
3. Elasticity:each 2.5 mm for up and down.



## Option Accessories-Induction Sub Plate

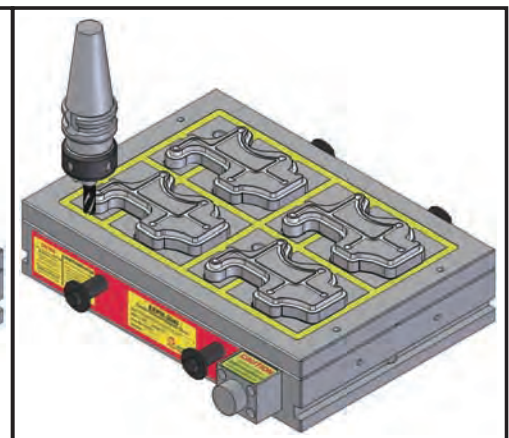
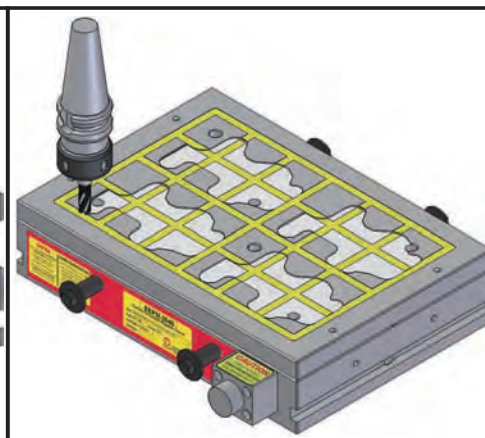

## EEPM-ISP Series

Suitable for quantity of irregular and smaller workpiece. It can be machining multi-workpiece at same time easily.



EEPM-ISP

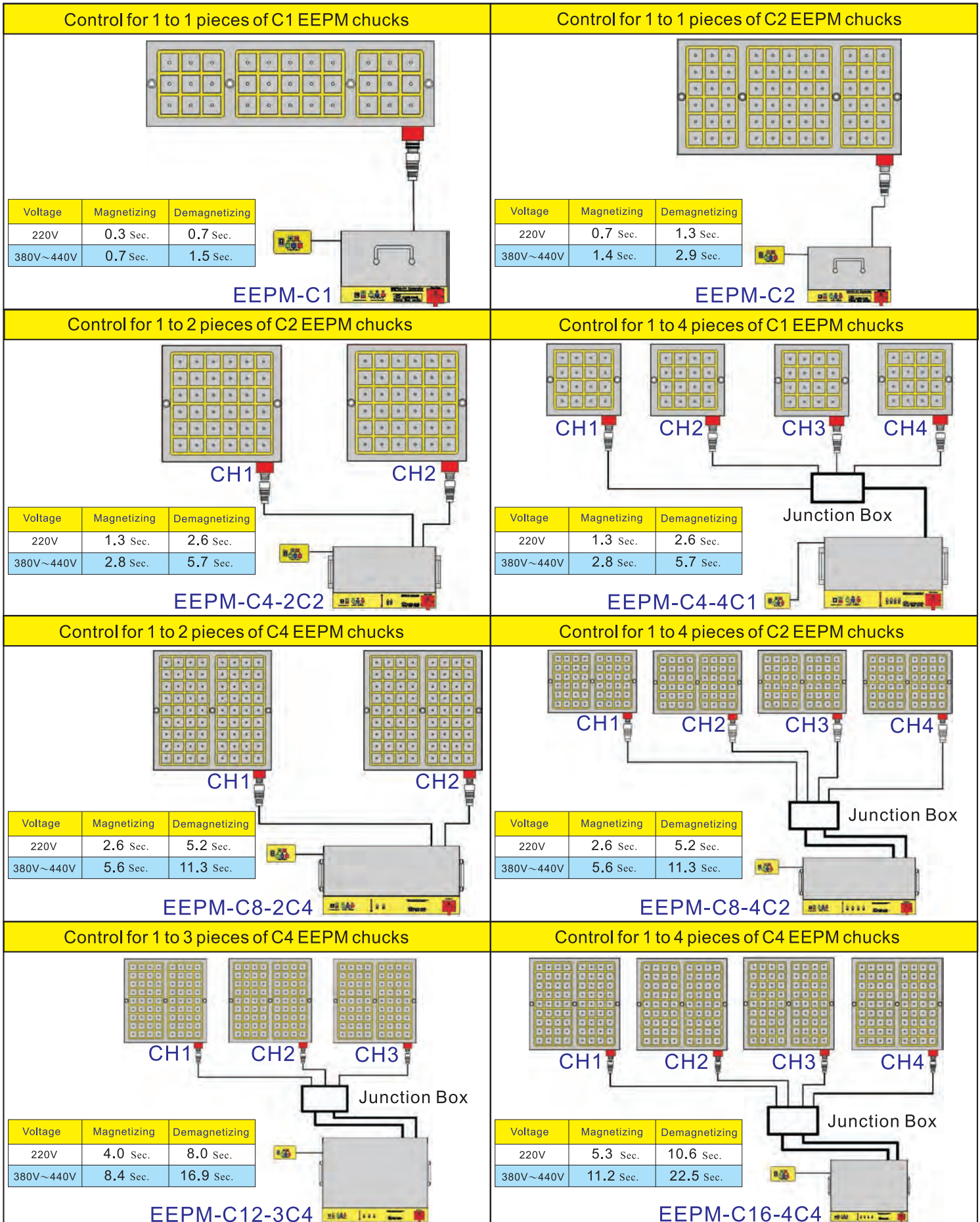
1. Suitable for quantity of irregular and smaller workpiece.  
It can be machining multi-workpiece at same time easily.
2. A EEPM chuck can be use several Induction Sub Plate exchangeability for machining different kind of workpiece.
3. Operation:Set up the Induction Sub Plate to the EEPM chucks first, then machining forms (Around 1-2mm depth) on ISP to match the workpiece by the machine directly. Start to clamp workpieces for machining.  
(See the pictures as below)
4. Please advise the model No. of EEPM chuck which you want to combine for, when purchased.





Option controller available for control multi-EEPM chuck.

- The controller EEPM-C series with channel switches, can be control muti-EEPM chucks at same time and separately.
- Please advice the voltage of EEPM chucks are AC220V or AC380V~AC440V when purchased.





**EEPM-WLC1**

**Wireless remote control**



**EEPM-C Controller**

### Wireless remote control



### Features:

Wireless remote control : Max distance up to 50 meters.

### Function:

1. Power : "1" Switch ON ; "0" Switch OFF.
2. Mag. Button: Magnetization.
3. Demag. Button: Demagnetization.
4. Common Button: Simultaneously press the Mag/Demag button before action.
5. Low voltage: Battery power is low, the lights keep on flashing.(need change new battery)
6. Status: Green light flashes twice when working properly.

### Operation:

1. Turn on the power.
2. Simultaneously press the Mag. and Common button for Magnetization.
3. Simultaneously press the Demag. and Common button for Demagnetization.
4. When Mag or Demag process is completed, please turn the power off to ensure the safety.