

cafe & restaurant **WIND BARRIERS**

Wind barriers are designed to accompany our commercial aluminium umbrellas, for the ideal visual brand presence in your outdoor area

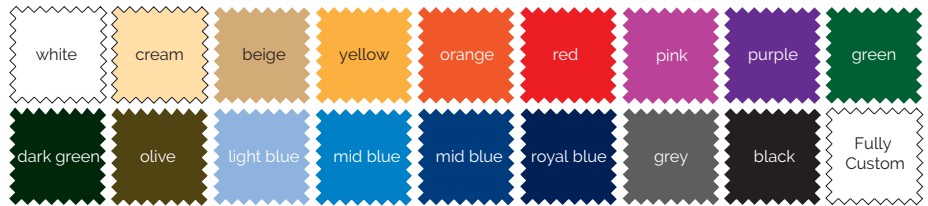


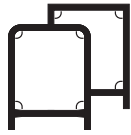
proud family owned business

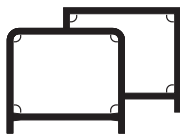


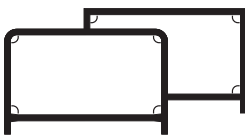
Tube variants available in round or square to suit your requirements

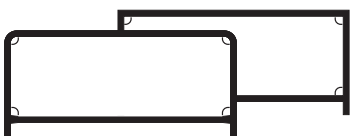
These wind barriers feature durable black powdercoating & are fitted with high quality durable UV stable PVC vinyl, available in a wide range of colours

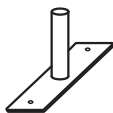
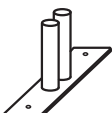





Standard 700mm Steel Barrier 	Wide	High	Frame
	700mm	900mm	Round or square tubing
	Custom sizing also available. Ask about our custom branding. Footing options free standing, Inground single or double.		

Standard 1000mm Steel Barrier 	Wide	High	Frame
	1000mm	900mm	Round or square tubing
	Custom sizing also available. Ask about our custom branding. Footing options free standing, Inground single or double.		

Standard 1400mm Steel Barrier 	Wide	High	Frame
	1400mm	900mm	Round or square tubing
	Custom sizing also available. Ask about our custom branding. Footing options free standing, Inground single or double.		

Standard 2000mm Steel Barrier 	Wide	High	Frame
	2000mm	900mm	Round or square tubing
	Custom sizing also available. Ask about our custom branding. Footing options free standing, Inground single or double.		

Single Footing	Double Footing	Inground Socket Single	Inground Socket Double	Sand Bag
				

Indoor Outdoor Imports

103 Brunswick Road, Brunswick East

P 03 9381 4333 E admin@indooroutdoorimports

indooroutdoorimports.com.au



follow us on facebook and Instagram