

Atlas Copco

Oil-injected rotary screw compressors

G 2-5/G 7-11/G 15-22/G 30-45/G 55-90
(2-90 kW/3-120 hp)





Atlas Copco, premium quality since 1873

Atlas Copco was founded in 1873 and is based in Stockholm, Sweden. We have been a global leader in high-quality compressed air technology for more than a century and continue to raise the bar with innovative products.

New G series screw compressors: built to last

Atlas Copco compressors have always set the standard for reliability and performance in the compressed air industry. With the new G 2-5, G 7-11, G 15-22, G 30-45 and the G 55-90, Atlas Copco brings the power and durability of an industrial screw compressor to any type of small or medium-sized business.

Built-in reliability

- Rugged screw compressor technology with a 100% continuous duty cycle.
- Up to 46°C ambient temperature conditions thanks to robust components.
- Electro-pneumatic inlet valve for stable operation and a long lifetime.

Easy installation

- Plug-and-play operation.
- Multiple variants (floor- and tank-mounted, with or without integrated dryer) for full flexibility.
- The G 2-22's compact footprint and cooling air discharge from the top allow placement against a wall or in a corner.

Simple & quick maintenance

- Patented cooler for easy cleaning and maintenance.
- Grouped service points accessible through the removable panel.



Robust & efficient compression element

Atlas Copco's trusted rotary screw element ensures our G compressors' high free air delivery and supreme reliability.

G 2-5/G 7-11/G 15-22: The ideal small business compressor

Atlas Copco compressors are legendary for their reliability, performance, efficiency, and easy operation and maintenance. That is why our G 2-5/G 7-11/G 15-22 series has long been the preferred air solution for small and medium-sized businesses.

1

Reliable element & motor

- 2-3% higher efficiency with V-belt compared to other belt-driven systems.
- Allows for 100% continuous duty cycle.
- Works reliably in harsh environments.
- Up to 46°C/115°F ambient temperatures.

2

Advanced monitoring

- State-of-the-art monitoring using a simple Ethernet connection.
- Service and warning indications, error detection and compressor shutdown.
- Controller type adapted to meet local requirements and preferences.



3

High-tech oil vessel

- Protection from oil contamination: extremely low oil carry-over thanks to the vertical design of the oil vessel.
- Very low losses of compressed air during load/unload cycle thanks to minimized oil vessel size.





4 Integrated quality air solutions

- The integrated dryer avoids condensation and corrosion in the network. Optional filters for air quality up to class 1 level (<math><0.01\text{ ppm}</math>).
- Additional energy savings with the dryer's no-loss mechanical drain.

5 Silent operation

- Belt-driven element.
- Reduced noise levels and low vibration.

6 Small footprint

- Extremely small footprint with possible placement against a wall or in a corner.
- Available in multiple configurations.
- Plug-and-play operation.

G 30-45/G 55-90: A robust, flexible offer

Atlas Copco's G 30-45/G 55-90 series brings you outstanding sustainability, reliability and performance with a low investment cost. Built to perform even in the harshest environments, these compressors keep your production running efficiently for many years to come.



1

Maintenance-free drive system

- The G's compression element is the most used in its size.
- Gear-driven drive train for unequalled reliability.
- Allows for 100% continuous duty cycle.
- Suitable for harsh environments.
- Standard version works reliably in ambient temperatures up to 46°C/115°F.

2

IE3 Premium Efficiency electrical motor

- IP55, insulation Class F, B rise.
- Designed for continuous operation.





3

Robust spin-on oil filter

- Designed for long service life.
- Removes 300% smaller particles than a conventional filter.
- Easy access and replacement.

4

Separate oil cooler and aftercooler

- No consumables.
- Eliminates possibility of thermal shocks in coolers.



5

Advanced Elektronikon® control & monitoring

- Service and warning indications.
- Error detection.
- Compressor shutdown.

6

High-performance fan

- Low noise level.
- High flows.

Built-in quality air

Untreated compressed air contains moisture, aerosols and dirt particles that can damage your air system, creating the risk of corrosion and leaks, and contaminate your end product. Maintenance and repair expenses can far exceed air treatment costs. An air dryer is therefore essential to protect your systems and processes. Atlas Copco G 2-22 compressors have an integrated dryer option to ensure your peace of mind.

A fully integrated dryer

- Optimized sizing for the compressor avoids excessive energy consumption.
- Fit for your application.
- Controlled and monitored by the Elektronikon®.
- Space-saving all-in-one solution with low installation costs.



Lowest lifecycle costs and peace of mind

- No extra installation costs.
- Save on floor space.
- Use of energy-efficient, environmentally friendly refrigerant R410A reduces operating costs and ensures zero ozone depletion.
- Heat exchanger cross-flow technology with low pressure drop saves energy and costs.
- Zero waste of compressed air thanks to no-loss condensate drain.
- Advanced control functions ensure dry air under all circumstances and prevent freezing at low load.
- Pressure dewpoint of 7°C/45°F (100% relative humidity at 20°C/68°F).

Integrated purity

The optional UD+ filter and integrated refrigerant air dryer (IFD) efficiently remove moisture, aerosols and dirt particles to protect your investment. The UD+ filter has a 40% lower pressure drop than the conventional DD+/PD+ filter combination. It saves space and reduces energy costs. Using only 1 single filter, it is possible to reach Quality Class 1.4.2 according to ISO 8573-1:2010.

	ISO QUALITY CLASS*	DIRT PARTICLE SIZE	WATER PRESSURE DEWPOINT**	OIL CONCENTRATION
Pack compressor	3.-.4	5 microns	-	3 ppm
Integrated refrigerant dryer	3.4.4	5 microns	+3°C/37°F	3 ppm
DD+	2.4.2	1 micron	+3°C/37°F	0.1 ppm
UD+	1.4.2	0.5 micron	+3°C/37°F	0.1 ppm

* The table values reflect the maximum limits according to the ISO quality air standard (ISO 8573-1:2010).

** Water pressure dewpoint based on 100% RH at 20°C/68°F.

The right controller



Standard: Elektronikon® Swipe

- Ease of use: intuitive navigation with clear pictograms and extra LED indicator for service.
- Visualization through web browser with a simple Ethernet connection.
- Easy to upgrade.



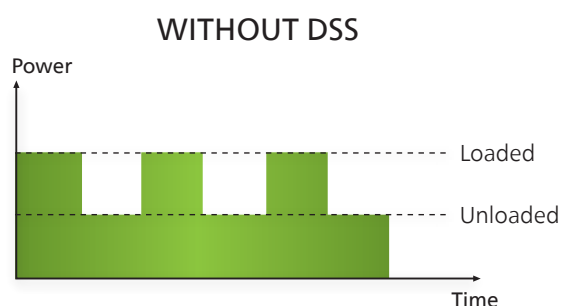
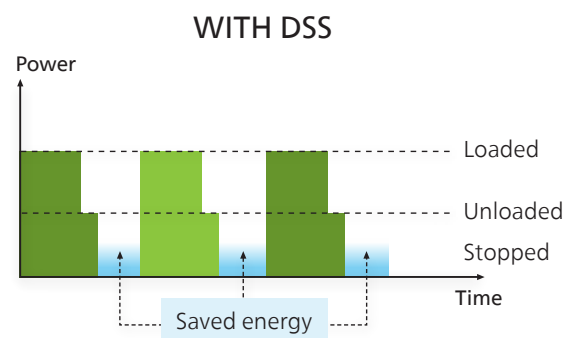
Optional: Elektronikon® Touch

- Ease of use: 4.3-inch high-definition color display with clear pictograms and service indicator.
- Reliable: user-friendly, multilingual user interface and durable keyboard.
- Flexible: four different week schedules for 10 consecutive weeks.
- Internet-based compressor visualization with a simple Ethernet connection.
- Remote control and connectivity functions.

Delayed Second Stop (DSS)

Elektronikon® controllers offer a great variety of control and monitoring features that allow you to increase your compressor's efficiency and reliability, including Delayed Second Stop (DSS).

The DSS feature stops the compressor's motor whenever possible. The controller maintains the desired system pressure while minimizing the motor run time to keep your energy consumption at a minimum.



Technical specifications

G 2-5/G 7-11/G 15-22/G 30-45/G 55-90 – 50 Hz

Compressor type	Pressure variant	Max. working pressure		Capacity FAD*			Installed motor power		Noise level**	Weight					
		bar(e)	psi	l/s	m³/min	cfm	kW	hp		Pack Floor		Pack Tank***		FF Tank	
										kg	lbs	kg	lbs	kg	lbs
G 2 230V/1Ph	8	8.5	123	4.33	0.26	9.18	2.2	3	58	122	269	150	331	195	430
	10	10.5	152	3.68	0.22	7.77	2.2	3	58	122	269	150	331	195	430
G 3 230V/1Ph	8	8.5	123	6.40	0.38	13.42	3	4	59	124	273	152	335	196	432
	10	10.5	152	5.45	0.33	11.65	3	4	59	124	273	152	335	196	432
G 2	8	8.5	123	4.50	0.27	9.53	2.2	3	58	122	269	150	331	195	430
	10	10.5	152	4.33	0.26	9.18	2.2	3	58	122	269	150	331	195	430
G 3	8	8.5	123	7.00	0.42	14.83	3	4	59	124	273	152	335	196	432
	10	10.5	152	5.83	0.35	12.36	3	4	59	124	273	152	335	196	432
G 4	8	8.5	123	9.69	0.58	20.48	4	5.5	60	125	276	153	337	198	437
	10	10.5	152	8.83	0.53	18.72	4	5.5	60	125	276	153	337	198	437
G 5	8	8.5	123	13.40	0.80	28.25	5.5	7.5	63	127	280	155	342	200	441
	10	10.5	152	12.30	0.74	26.13	5.5	7.5	63	127	280	155	342	200	441
G 7	7.5	7.5	109	20.3	1.22	43.0	7.5	10	66	221	487	392	864	435	959
	8.5	8.5	123	19.0	1.14	40.2	7.5	10	66	221	487	392	864	435	959
	10	10.0	145	16.9	1.01	35.8	7.5	10	66	221	487	392	864	435	959
	13	13.0	189	13.1	0.79	27.7	7.5	10	66	221	487	392	864	435	959
G 11	7.5	7.5	109	29.1	1.75	61.6	11	15	67	238	525	409	902	452	996
	8.5	8.5	123	26.6	1.60	56.3	11	15	67	238	525	409	902	452	996
	10	10.0	145	24.3	1.46	51.5	11	15	67	238	525	409	902	452	996
G 15	13	13.0	189	20.0	1.20	42.4	11	15	67	238	525	409	902	452	996
	7.5	7.5	109	43.7	2.62	92.6	15	20	71	378	833	616	1358	701	1545
	8.5	8.5	123	40.0	2.40	84.7	15	20	71	378	833	616	1358	701	1545
	10	10.5	152	36.1	2.17	76.5	15	20	71	378	833	616	1358	701	1545
G 18	13	13.0	189	30.5	1.83	64.6	15	20	71	378	833	616	1358	701	1545
	7.5	7.5	109	55.3	3.32	117.1	18.5	25	71	406	895	644	1420	729	1607
	8.5	8.5	123	52.2	3.13	110.6	18.5	25	71	406	895	644	1420	729	1607
	10	10.5	152	45.7	2.74	96.8	18.5	25	71	406	895	644	1420	729	1607
G 22	13	13.0	189	37.5	2.25	79.4	18.5	25	71	406	895	644	1420	729	1607
	7.5	7.5	109	62.5	3.75	132.4	22	30	72	421	928	659	1453	744	1640
	8.5	8.5	123	58.3	3.50	123.5	22	30	72	421	928	659	1453	744	1640
	10	10.5	152	51.8	3.11	109.6	22	30	72	421	928	659	1453	744	1640
G 30	13	13.0	189	45.0	2.70	95.3	22	30	72	421	928	659	1453	744	1640
	7.5	7.5	109	90.0	5.40	190.6	30	40	68	674	1486	NA	NA	NA	NA
	8.5	8.5	123	86.4	5.18	183.0	30	40	68	674	1486	NA	NA	NA	NA
	10	10.0	145	79.8	4.79	169.0	30	40	68	674	1486	NA	NA	NA	NA
G 37	7.5	7.5	109	114.5	6.87	242.5	37	50	72	754	1662	NA	NA	NA	NA
	8.5	8.5	123	106.4	6.38	225.4	37	50	72	754	1662	NA	NA	NA	NA
	10	10.0	145	98.7	5.92	209.0	37	50	72	754	1662	NA	NA	NA	NA
G 45	7.5	7.5	109	132.7	7.96	281.1	45	60	73	768	1693	NA	NA	NA	NA
	8.5	8.5	123	126.7	7.60	268.4	45	60	73	768	1693	NA	NA	NA	NA
	10	10.0	145	117.0	7.02	247.8	45	60	73	768	1693	NA	NA	NA	NA
G 55	7.5	7.5	109	185	11.1	392	55	75	71	1470	3241	NA	NA	NA	NA
	8.5	8.5	123	175	10.5	370	55	75	71	1470	3241	NA	NA	NA	NA
	10.5	10.5	152	148	8.9	314	55	75	71	1470	3241	NA	NA	NA	NA
G 75	7.5	7.5	109	228	13.7	483	75	100	73	1560	3440	NA	NA	NA	NA
	8.5	8.5	123	216	12.9	457	75	100	73	1560	3440	NA	NA	NA	NA
	10.5	10.5	152	199	11.9	421	75	100	73	1560	3440	NA	NA	NA	NA
G 90	7.5	7.5	109	278	16.7	588	90	125	74	1700	3749	NA	NA	NA	NA
	8.5	8.5	123	269	16.1	570	90	125	74	1700	3749	NA	NA	NA	NA
	10.5	10.5	152	247	14.8	523	90	125	74	1700	3749	NA	NA	NA	NA

NA: Not available.

* Unit performance measured according to ISO 1217, Annex C, latest edition.

** Mean sound level according to ISO 2151, tolerance 3 dB(A).

*** Full Feature floor-mounted for G 2-5 range.

Options

	G 2-5	G 7-11	G 15-22	G 30-45	G 55-90
Upgrade to Touch controller	•	•	•	•	•
Tropical thermostat	•	•	•	•	•
UD+ filter	•	•	•	-	-
DD filter	•	•	•	-	-
Timing drain valve	•	•	•	-	-
Oversized air tank	•	•	-	-	-
Oversized cooler	-	-	•	-	-
Water separator and drain device	-	-	-	•	•

• : Optional

- : Not available

Technical specifications

G 7-11/G 15-22/G 30-45/G 55-90 – 60 Hz

Compressor type	Pressure variant	Max. working pressure		Capacity FAD*			Installed motor power		Noise level**	Weight					
		bar(e)	psi	l/s	m³/min	cfm	kW	hp		Pack Floor		Pack Tank***		FF Tank	
										kg	lbs	kg	lbs	kg	lbs
G 7	100	7.4	107	20.3	1.22	43.0	7.5	10	67	221	487	392	864	435	959
	125	9.1	132	19.0	1.14	40.2	7.5	10	67	221	487	392	864	435	959
	150	10.8	157	16.9	1.01	35.8	7.5	10	67	221	487	392	864	435	959
	175	12.5	181	13.1	0.79	27.7	7.5	10	67	221	487	392	864	435	959
G 11	100	7.4	107	29.1	1.75	61.6	11	15	68	238	525	409	902	452	996
	125	9.1	132	26.6	1.60	56.3	11	15	68	238	525	409	902	452	996
	150	10.8	157	24.3	1.46	51.5	11	15	68	238	525	409	902	452	996
	175	12.5	181	20.0	1.20	42.4	11	15	68	238	525	409	902	452	996
G 15	100	7.4	107	43.5	2.61	92.1	15	20	72	378	833	616	1358	701	1545
	125	9.1	132	39.7	2.38	84.1	15	20	72	378	833	616	1358	701	1545
	150	10.8	157	34.9	2.09	73.9	15	20	72	378	833	616	1358	701	1545
	175	12.5	181	30.0	1.80	63.5	15	20	72	378	833	616	1358	701	1545
G 18	100	7.4	107	52.0	3.12	110.1	18.5	25	72	406	895	644	1420	729	1607
	125	9.1	132	47.2	2.83	100.0	18.5	25	72	406	895	644	1420	729	1607
	150	10.8	157	43.9	2.63	93.0	18.5	25	72	406	895	644	1420	729	1607
	175	12.5	181	38.1	2.29	80.7	18.5	25	72	406	895	644	1420	729	1607
G 22	100	7.4	107	63.6	3.82	134.7	22	30	73	421	928	659	1453	744	1640
	125	9.1	132	59.7	3.58	126.4	22	30	73	421	928	659	1453	744	1640
	150	10.8	157	55.3	3.32	117.1	22	30	73	421	928	659	1453	744	1640
	175	12.5	181	48.7	2.92	103.1	22	30	73	421	928	659	1453	744	1640
G 30	100	7.4	107	90.1	5.41	190.8	30	40	71	674	1486	NA	NA	NA	NA
	125	9.1	132	84.1	5.05	178.1	30	40	71	674	1486	NA	NA	NA	NA
	150	10.8	157	77.1	4.63	163.3	30	40	71	674	1486	NA	NA	NA	NA
G 37	100	7.4	107	116.2	6.97	246.1	37	50	72	754	1662	NA	NA	NA	NA
	125	9.1	132	106.8	6.41	226.2	37	50	72	754	1662	NA	NA	NA	NA
	150	10.8	157	96.4	5.78	204.2	37	50	72	754	1662	NA	NA	NA	NA
G 45	100	7.4	107	138.8	8.33	294.0	45	60	73	768	1693	NA	NA	NA	NA
	125	9.1	132	127.9	7.67	270.9	45	60	73	768	1693	NA	NA	NA	NA
	150	10.8	157	118.1	7.09	250.1	45	60	73	768	1693	NA	NA	NA	NA
G 55	100	7.4	107	189	11.3	400	55	75	71	1470	3241	NA	NA	NA	NA
	125	9.1	132	172	10.3	364	55	75	71	1470	3241	NA	NA	NA	NA
	150	10.8	157	154	9.3	326	55	75	71	1470	3241	NA	NA	NA	NA
G 75	100	7.4	107	228	13.7	483	75	100	73	1560	3440	NA	NA	NA	NA
	125	9.1	132	211	12.7	447	75	100	73	1560	3440	NA	NA	NA	NA
	150	10.8	157	195	11.7	413	75	100	73	1560	3440	NA	NA	NA	NA
G 90	100	7.4	107	290	17.4	614	90	125	74	1700	3749	NA	NA	NA	NA
	125	9.1	132	269	16.1	570	90	125	74	1700	3749	NA	NA	NA	NA
	150	10.8	157	235	14.1	498	90	125	74	1700	3749	NA	NA	NA	NA

NA: Not available.

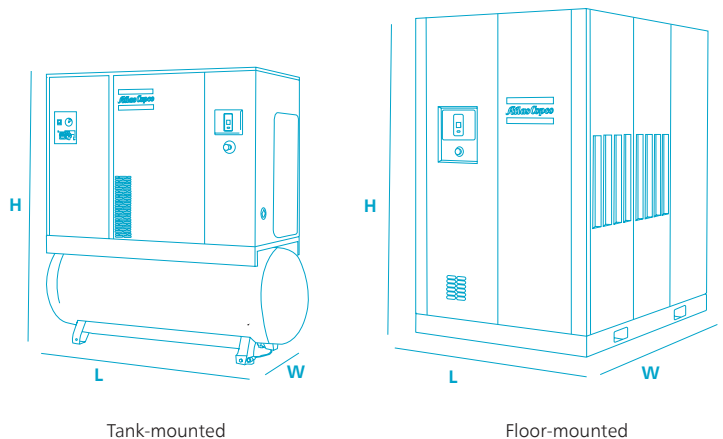
* Unit performance measured according to ISO 1217, Annex C, latest edition.

** Mean sound level according to ISO 2151, tolerance 3 dB(A).

*** Full Feature floor-mounted for G 2-5 range.

Dimensions

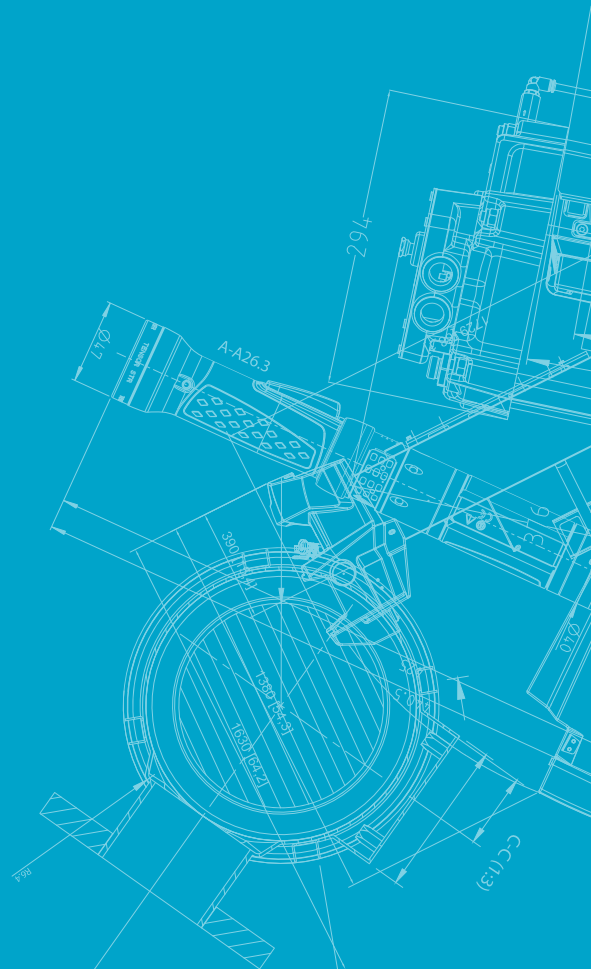
UNIT TYPE		L (mm)	W (mm)	H (mm)
G 2-5	P FM	600	500	792
	FF FM	980	500	792
	FF TM	1438	500	1280
G 7-11	P FM	767	623	972
	P TM or FF TM	1500	623	1468
G 15-22	P FM	1002	750	1175
	P TM or FF TM	1858	750	1801
G 30-45	Pack	1300	870	1630
G 55-90	Pack	1680	1221	1980





Atlas Copco

atlascopco.com



2935 0813 44 ©2022, Atlas Copco. All rights reserved. Designs and specifications are subject to change without notice or obligation. Read all safety instructions in the manual before usage.