

PRODUCT INFORMATION

LEVINA

 60 - 100 kg  103 - 194 mm  75 - 150 mm



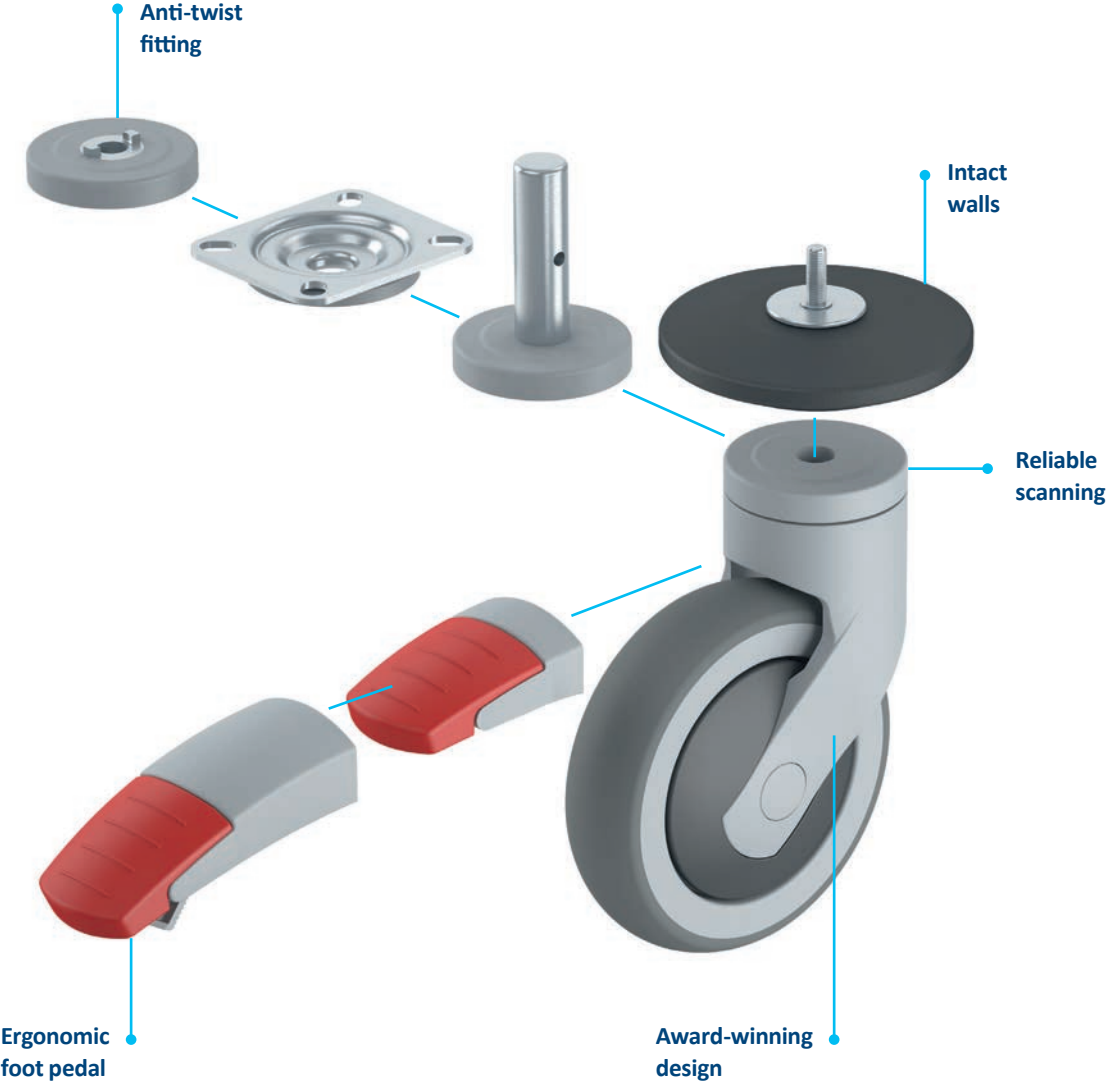
TENTE

BETTER MOBILITY. BETTER LIFE.

CONTENT

T MOBILITY SOLUTIONS	
Environmental	2
Design	4
Productivity	6
Safety	8
Durability	10
T TECHNICAL DATA	
Housing	12
Wheels	14
Fittings	16
Plate fittings	16
Plug-in-plate fittings	17
Bolt hole fittings	18
Plug-in threaded stem fittings	19
Solid stem fitting	20
Adaptors for tubes	21
Expanding fittings for tubes	22
Plug-in stem fitting	23
Sockets	24
Scan version	25
T YOUR CONTACT	

PRODUCT FAMILY





ENVIRONMENTAL

Quiet rolling

Soft wheel versions for a quiet working environment.



Intact walls

Bumper to avoid damage to walls and the equipment.



Low-maintenance wheels

Thread guards for unobstructed operation with minimal cleaning effort.



Placeholder

Non-marking movement

Wheels with reduced abrasion and little cleaning requirement.



Non-hazardous materials

Complies with RoHS and REACH regulations. Does not contain polycyclic aromatic carbons or chromium(VI).



Non-staining operation

Non-staining on contact with floors during long standing periods. Can also be used for floors made of untreated wood and natural stone.





DESIGN FEATURES

Award-winning design

Presented with prestigious awards by international juries.



Unique shape

Housing with integrated thread guard.



Colour matching

Colours can be adapted to match the product design. Below you can find the standard colours. Please contact us for your desired colour!

Housing and threadguard colours



RAL 9011



RAL 7001



RAL 9002

Kickstop pedal colours



RAL 3000



RAL 6032



RAL 9011



RAL 7001



RAL 9002





PRODUCTIVITY

Fast assembly

Faster assembly thanks to easy plug-in fittings.



Ergonomic foot pedal

Easy to reach actuation pedal and extra long housing for manual operation.



User-friendly colour scheme

Green kickstop pedal for directional lock and red kickstop pedal for total lock.



Optimised steering mechanism

Directional lock for improved steering around bends, as well as moving in a straight line for long distances.



Easy steering

Double ball bearing swivel head.



Variable fitting options

Wide range of fittings in various sizes.





SAFETY

Certified conductivity

Conductive version to protect users and electrical devices from electrostatic discharge.



Prevents unintended movement

Wheel lock with pedal for manual operation.



Low-vibration transport

Spring loaded stem-fittings and extra soft wheels with good shock-absorbing properties.



Anti-twist fitting

Anti-twist protection for castors with directional lock.



Secured stand

Total lock for simultaneously locking the wheel and swivel housing.




RELIABLE SCANNING

The Levina scan is antimagnetic (completely metal-free), perfect for the use for security scanners and magnetic resonance tomography. This product can be used worldwide without any restrictions, meaning that extensive research into country-specific regulations is no longer necessary. See technical information page 25.



Read more in our customer reference:
„Transport chairs with Levina scan“.
Please contact us.



DURABILITY

Tested quality

Tested in our own test laboratory for compliance with European standards.



Chemical-resistant components

Insensitive to many cleaning agents and chemical substances.



Protective seal

Wheels with sealed bearings to protect against spray water and dirt.



Unbreakable construction

Extremely high shock absorbing.



Permanent washability

All metal components made of stainless steel.



Compliant version

Used in commercial kitchens (DIN 18867 Part 8) and for food industry (Lerpac-approval).



HOUSING

The housing is made of Polyamide with a slim shaped fork. It is extremely high shock absorbing and the low-maintenance design with integrated thread guards reduce clogging.

The materials are tested in our own test laboratory for compliance with European standards. Non-hazardous materials are used in order to comply with RoHS and REACH regulations. These also do not contain polycyclic aromatic carbons or chromium (VI). All components are chemical-resistant and insensitive to many cleaning agents and chemical substances.



Technical data and availability



Description	Housing type	Swivel castor	Swivel castor	Swivel castor	Swivel castor	Swivel castor	Swivel castor	Swivel castor	Swivel castor
	Product name	5320	5370	5380	5325	5371	5381	5377	5387
	Brake functions	-	-	-	Wheel brake	Directional lock	Directional lock	Total brake	Total brake
	Material	Polyamide	Polyamide	Polyamide	Polyamide	Polyamide	Polyamide	Polyamide	Polyamide
	Swivel bearing	Plain bearing	Two ball races	Two ball races, stainless	Plain bearing	Two ball races	Two ball races, reinforced, stainless	Two ball races	Two ball races, reinforced, stainless
Swivel interference	Wheel Ø 75 mm	Ø 129 mm	-	-	Ø 146 mm	-	-	-	-
	Wheel Ø 100	-	Ø 172 mm	Ø 172 mm	-	Ø 196 mm	Ø 196 mm	Ø 196 mm	Ø 196 mm
	Wheel Ø 125	-	Ø 201 mm	Ø 201 mm	-	Ø 201 mm	Ø 201 mm	Ø 201 mm	Ø 201 mm
	Wheel Ø 150	-	Ø 226 mm	Ø 226 mm	-	Ø 240 mm	Ø 240 mm	Ø 240 mm	Ø 240 mm

Positions with this sign „-“ are not available in our standard range. Please contact us.

Ergonomic foot pedal
In wheel diameter 125 mm these castors are also available with extra long housing for a better access to the brake pedal and increased user-friendliness.



WHEELS

The characteristics of a wheel depend on the material and the bearing. This wheels with reduced abrasion and little cleaning requirement for non-marking movement are non-staining on contact with floors during long standing periods. They can also be used for floors made of untreated wood and natural stone.



SUPRATECH
Extremely versatile with a smooth-running thermoplastic rubber tread.



PURETECH
Robust standard with rubber tread for versatile use. Quiet rolling soft wheel version ideal for a quiet work environment.



MAXTECH
Perfect for functional design, injection-moulded polyurethane. Hard and solid wheel for a long-lasting use.

Technical data and availability

Description	Product name	SUPRATECH	PURETECH	MAXTECH
	Tread material	Thermoplastic rubber	Rubber	Injected polyurethane
	Tread hardness	Shore A 87	Shore A 75	Shore D 40
	Wheel body material	Polypropylene	Polypropylene	Polyamide
	Temperature range	-10°C / +40°C	-10°C / +40°C	-10°C / +40°C
	Width of tread	25 - 32 mm	32 mm	32 mm
	Electric conductive (10 ⁴ OHM)	-	-	Conductive and non-conductive
Bearing type	Plain bearing	● *	-	-
	Roller bearing	-	-	-
	Cone ball bearing	-	-	-
	Precision ball bearing	●	●	●
Load capacity	Wheel Ø 75	75 kg	-	-
	Wheel Ø 100	80 - 100 kg**	60 kg	100 kg
	Wheel Ø 125	100 kg	80 kg	80 - 100 kg***
	Wheel Ø 150	100 kg	-	100 kg

Positions with this sign „-“ are not available in our standard range. Please contact us.
* Plain bearing without thread guards.
** Wheel with plain bearing 80 kg, wheel with precision ball bearing 100kg.
*** Electric conductive wheels 80kg, all other wheels 100kg.



LOAD CAPACITY
The load capacity depends on the housing and wheel. It has been tested and fulfils the requirements according to EN 12530 at a speed of 4 km/h. When using 4 castors, to determine the necessary load capacity as follows: The sum of the weight of your application plus the additional load divided by 3 castors.

$$\frac{\text{Weight of application + load}}{3} = \text{Load capacity of one castor}$$

PLATE FITTINGS

Secure connection with four screws. For a long-lasting use, all fittings of the Levina product family are designed using high quality bright zinc plate and blue passivated or stainless steel.



Technical data and availability

<div><div>i</div><div>Description</div></div>	Fitting type	Plate	Plate	Plate
	Product name	P50	P51	P52
	Size of plate	77 x 67 mm	95 x 70 mm	95 x 70 mm
	Plate hole centres	61,5/56 x 51,5/46,5 mm	75 x 50 mm	52/44,45 x 76/72 mm
	Plate hole Ø	8,5 mm	11 mm	11 mm
<div><div>↻</div><div>Overall height</div></div>	Wheel Ø 75	-	-	-
	Wheel Ø 100	137 mm	141 mm	141 mm
	Wheel Ø 125	161 mm	165 mm	166 mm
	Wheel Ø 150	190 mm	194 mm	194 mm

Positions with this sign „-“ are not available in our standard range. Please contact us.

PLUG-IN PLATE FITTINGS

For all castors with fitting type blind hole (L51-10) are different plug-in plate fittings available.



Technical data and availability

<div><div>i</div><div>Description</div></div>	Fitting type	Blind hole	Stem with plate	Stem with plate	Stem with plate	Stem with plate
	Product name	L51-10	P40	P41	P41	P41
	Size of plate	-	60 x 60 mm	38 x 38 mm	42 x 42 mm	65 x 65 mm
	Plate hole centres	-	48/38 x 48/38 mm	27 x 27 mm	32 x 32 mm	47/42 x 47/42 mm
	Plate hole Ø	-	6,3 mm	5 mm	5 mm	6 mm
	Blind hole Ø	10 mm	-	-	-	-
<div><div>↻</div><div>Overall height</div></div>	Wheel Ø 75	103 mm	116,5 mm	113 mm	115 mm	115 mm
	Wheel Ø 100	-	-	-	-	-
	Wheel Ø 125	-	-	-	-	-
	Wheel Ø 150	-	-	-	-	-

Positions with this sign „-“ are not available in our standard range. Please contact us.

BOLT HOLE FITTINGS

The bolt hole (P30) is for a solid fixation by M10 or M12 screws for any length. There are two different features available.



Technical data and availability

<div><div></div><div>Description</div></div>	Fitting type	Bolt hole	Bolt hole
	Product name	P30	P30
	Bolt hole Ø	11 mm	13 mm
<div><div></div><div>Overall height</div></div>	Wheel Ø 75	-	-
	Wheel Ø 100	137 mm	137 mm
	Wheel Ø 125	161 mm	161 mm
	Wheel Ø 150	190 mm	190 mm

Positions with this sign „-“ are not available in our standard range. Please contact us.

PLUG-IN THREADED STEM FITTINGS

For all castors with a blind hole fitting (L51-10), plug-in threaded stem fittings are available.



Technical data and availability

<div><div></div><div>Description</div></div>	Fitting type	Blind hole	Stem with threads	Stem with threads	Stem with threads
	Product name	L51-10	S70	S70	S70
	Threaded stem	-	M8	M10	M10
	Threaded stem length	-	15 mm	10 - 50 mm	78 mm
	Blind hole Ø	10 mm	-	-	-
	Stem Ø	-	10 mm	10 mm	10 mm
<div><div></div><div>Overall height</div></div>	Wheel Ø 75	103 mm	109 mm	109 mm	112 mm
	Wheel Ø 100	-	-	-	-
	Wheel Ø 125	-	-	-	-
	Wheel Ø 150	-	-	-	-


Positions with this sign „-“ are not available in our standard range. Please contact us.

SOLID STEM FITTINGS

For an easy mounting in tubes we offer solid stem fittings (R05) with suitable adaptors. For a long-lasting use, all fittings of the Levina product family are designed using high quality bright zinc plate and blue passivated or stainless steel.




Technical data and availability

Description	Fitting type			
	Product name	Solid stem	Solid stem	Solid stem
	Thread for fixation screw	R05	R05	R05
	Thread position from bottom	M6	M8	M8
	Bolt Ø	30 mm	19 mm	19 mm
	Bolt lenght	18 mm	22 mm	28 mm
Overall height	Wheel Ø 75	62 mm	45 mm	45 mm
	Wheel Ø 100	-	-	-
	Wheel Ø 125	137 mm	137 mm	137 mm
	Wheel Ø 150	161 mm	161 mm	161 mm


Positions with this sign „-“ are not available in our standard range. Please contact us.

ADAPTORS FOR TUBES

For the solid stem fittings (R05) are different adaptors for a flexible adaption to round tubes and square tubes available.



Technical data and availability

Description	Tube type					
	Product name	Round	Round	Square	Square	Square
	Compatible with product	R08	R08	R48	R48	R48
	Adaptor measurements	R05	R05	R05	R05	R05
	Bolt Ø	Ø 22 mm Ø 22,5 mm Ø 30 mm	Ø 28 mm Ø 30 mm	22,5 x 22,5 mm 27,5 x 27,5 mm	27 x 27 mm 32 x 32 mm 36 x 36 mm	33,65 x 33,65 mm 36 x 36mm
	Bolt length	Ø18 mm	Ø 22 mm	Ø 18 mm	Ø 22 mm	Ø 28 mm

EXPANDING FITTINGS FOR TUBES

The adjustable expanders are for a flexible installation in different tube sizes. It is available for all castors with bolt holes (P30) in diameter 10.



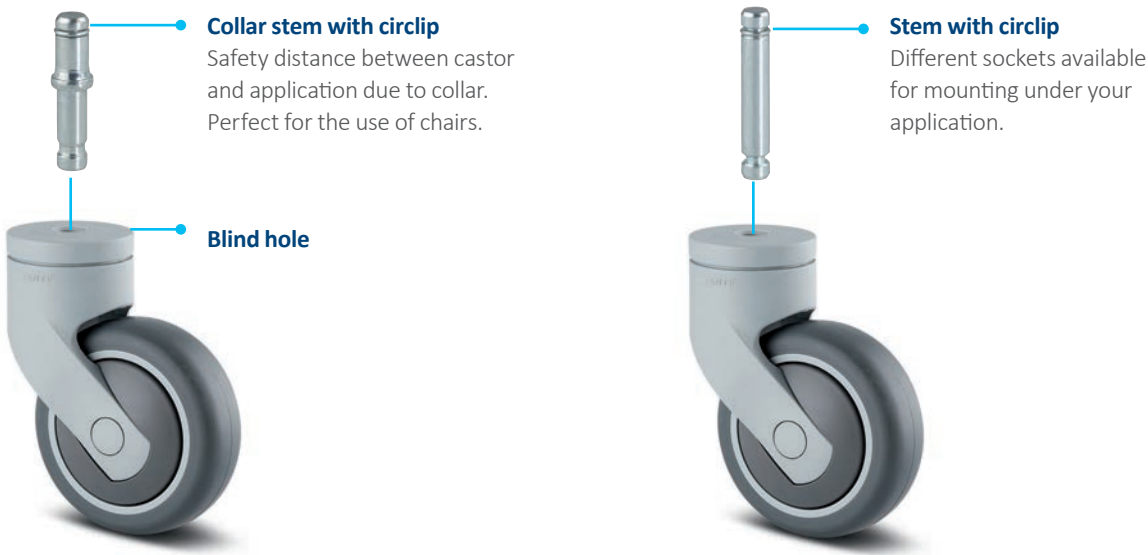
Technical data and availability

<div><div>i</div><div>Description</div></div>	Fitting type	 Bolt hole	 Expander, round	 Expander, square
	Product name	P30	R07	R47
	Bolt hole Ø	11 mm	-	
	Expander measurements	-	Ø 19 - 21,5 mm Ø 21,5 - 24 mm Ø 24 - 27 mm Ø 27 - 30 mm Ø 31 - 35 mm	Ø 21,5 - 24 mm Ø 24 - 27 mm Ø 27 - 30 mm Ø 32 - 35 mm Ø 36 - 40 mm
<div><div>↻</div><div>Overall height</div></div>	Wheel Ø 75	-	-	
	Wheel Ø 100	137 mm	-	
	Wheel Ø 125	161 mm	-	
	Wheel Ø 150	190 mm	-	

Positions with this sign „-“ are not available in our standard range. Please contact us.

PLUG-IN STEM FITTINGS

For all castors with a blind hole fitting (L51-10), different plug-in fittings are available which allow a faster assembly. These fittings are installation-friendly and provide additional safety due to the circlip.



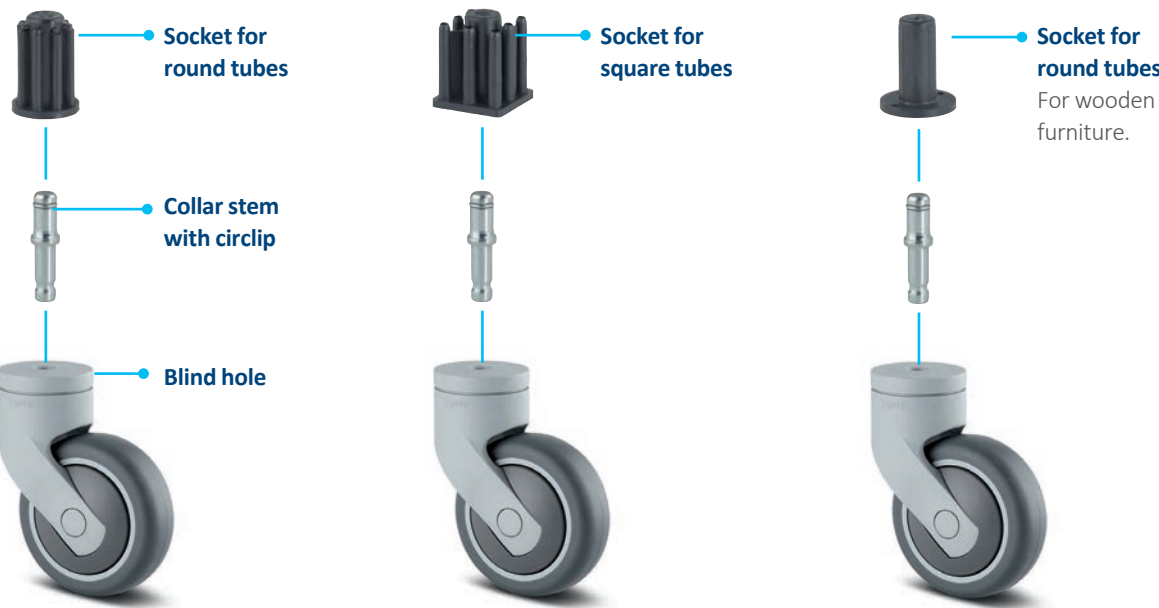
Technical data and availability

<div><div>i</div><div>Description</div></div>	Fitting type	 Blind hole	 Collar stem with circlip	 Collar stem with circlip	 Stem with circlip
	Product name	L51-10	B10	B10	B11
	Stem measurements	-	10 x 20 mm 11 x 20 mm 11 x 30 mm	9 x 24 mm	10 x 33 mm
	Hole & stem Ø	10 mm	10 mm	10 mm	10 mm
<div><div>↻</div><div>Overall height</div></div>	Wheel Ø 75	103 mm	107,5 mm	107 mm	103 mm
	Wheel Ø 100	-	-	-	-
	Wheel Ø 125	-	-	-	-
	Wheel Ø 150	-	-	-	-

Positions with this sign „-“ are not available in our standard range. Please contact us.

SOCKETS

For the plug-in collar stem fitting (B10) with measurements 11x30 mm are different sockets available.



SCAN VERSION

Antimagnetic (completely metalfree) for security scanners and magnetic resonance tomography.



Description	Product name	SUPRATECH
	Tread material	Thermoplastic rubber
	Tread hardness	Shore A 87
	Wheel body material	Polypropylene
	Temperature range	-10°C / +40°C
	Width of tread	32 mm
	Electric conductive (10 ⁴ OHM)	-
Bearing type	Plain bearing	-
	Roller bearing	●
	Cone ball bearing	-
	Precision ball bearing	-
Load capacity	Wheel Ø 75	-
	Wheel Ø 100	80 kg
	Wheel Ø 125	100 kg
	Wheel Ø 150	-

Technical data and availability



Description	Housing type	Swivel castor	Swivel castor
	Product name	5370	5377
	Brake functions	-	Total lock
	Material	Polypropylene	Polypropylene
	Swivel bearing	Two ball races	Two ball races
	Wheel Ø 75	103 mm	109 mm
Swivel interferen	Wheel Ø 100	-	-
	Wheel Ø 125	-	-
	Wheel Ø 150	-	-

Description	Fitting type	Solid stem
	Product name	R05
	Bolt Ø	35 mm
	Bolt lenght	60 mm
	Wheel Ø 75	-
Overall height	Wheel Ø 100	140 mm
	Wheel Ø 125	164 mm
	Wheel Ø 150	-

Technical data and availability



Description	Tube type	Round	Square	Round (wooden furniture)
	Product name	R20	R40	H40
	Compatible with product	B10 - 11 x 30mm	B10 - 11 x 30mm	B10 - 11 x 30mm
	Bolt / collar Ø	14 / 18 mm 15 / 18 mm 16 / 18 mm 17 / 19 mm 18 / 20 mm 19 / 21 mm 20 / 21 mm 22 / 25 mm 23 / 26 mm	16 / 20 mm 17 / 19 mm 18 / 20 mm 21 / 23,5 mm 22 / 24,5 mm 23 / 25,5 mm 26 / 30 mm	15 mm
	Overall height	36 mm	36 mm	36 mm

Positions with this sign „-“ are not available in our standard range. Please contact us.

Positions with this sign „-“ are not available in our standard range. Please contact us.



TENTE International GmbH

Herrlinghausen 71
42929 Wermelskirchen
T +49 219699 0
info@tente.com

www.tente.com



PRODUCTIVITY



SAFETY



DESIGN



DURABILITY



ENVIRONMENT