

Professional cleaning that wouldn't let you down!

The Nilfisk SW8000 puts you in the driver's seat of the most advanced and innovative industrial class ride-on sweeper. With its extraordinary 2 metre wide sweeping path, the SW8000 lets you sweep and clean large areas, such as car parks, warehouses and factory floors with ease.

Pictured model shows SW8000 with optional second side broom fitted.

The SW8000 is designed with attention to details that matters to you such as better safety features, easier operator control, simple maintenance and function features that provide better performance, reliability and a lower total cost of cleaning.





Choose between 4-cylinder diesel engine or LPG models.

- The unique DustGuard™ feature with misting nozzles sprays a fine fog of moisture to the front and side brooms, effectively controlling airborne dust for a cleaner environment.
- The main broom 1.3 m sweeping path is the widest in the industry, providing you better performance and faster cleaning.
- With side brooms the total cleaning width is 2 metres.
- The strong polyethylene covers offer a high driving protection and absorbs bumps. At the same time, they are fully recyclable in line with Nilfisk's environmental awareness policy.
- Eligible for 3 year warranty (conditions apply)



Picture shown may not represent model quoted

● Standard equipment

Included accessories	Ref. no.	Min. required	SW8000 165 LPG 4-CYL	SW8000 165 D 4-CYL	SW8000 165D CAB HEATER AC
Filter for Sweeping					
 FLTR PANEL ULTRA-WEB CELLULOSE	8-24-04139-1	1	•	•	•
Main Broom					
 MAIN BROOM,PROEX-WIRE	56507424	1	•	•	•
Side Broom					
 SIDE BROOM POLY 41	56508498	1	•	•	•
 SIDE BROOM,POLYPROPYLENE	56507350	1			
Light Option					
AMBER STROBE CAB	56508825	1			•
AMBER STROBE W/O OHG	56507038	1	•	•	
Other					
ARM REST RH ONLY	7-03-04250	1	•	•	•



Professional cleaning that wouldn't let you down!

Included accessories	Ref. no.	Min. required	SW8000 165 LPG 4-CYL	SW8000 165 D 4-CYL	SW8000 165D CAB HEATER AC
BACK UP ALARM KIT	56507023	1	•	•	•
FOAM FILLED TIRE KIT	56507037	1	•	•	•
SWITCH KIT-OPERATOR	56107668	1	•	•	•
TILT STEERING OPTION	56507228	0			
TILT STEERING OPTION	56107810	1	•	•	•

Model	SW8000 165 LPG 4-CYL	SW8000 165 D 4-CYL	SW8000 165D CAB HEATER AC
Ref. no.	56107512	56107513	56383690

PRODUCT FEATURES

Adjustable steering and seat	•	•	•
Fuel gauge	•	•	•
Headlights	•	•	•
Amber safety beacon	•	•	•
Ergonomic driver seat	•	•	•
Parking brake	•	•	•
Variable high dump system	•	•	•
One-Touch™ control panel	•	•	•






Technical specifications	SW8000 165 LPG 4-CYL	SW8000 165 D 4-CYL	SW8000 165D CAB HEATER AC
Motor power source	LPG	Diesel	Diesel
Motorbrand	Kubota	Kubota	Kubota
Motor type	WG1605	V1505D	V1505D
Max. speed (km/h)	15	15	15
Sound pressure level (dB(A))	80.6	82.8	82.8
Productivity main broom theoretical/actual (m ² /h)	18850/13195	18850/13195	18850/13195
Productivity 1 side broom theoretical/actual (m ² /h)	23925/16750	23925/16750	23925/16750
Productivity 2 side brooms theoretical/actual (m ² /h)	29000/20300	29000/20300	29000/20300
Working width with right side broom (mm)	1650	1650	1650
Working width with 2 side brooms (mm)	2000	2000	2000
Min. turn-around aisle width (cm)	277	277	277
Max. climbing rate (%)	20	20	20
Water tank capacity (L)	53	53	53
Hopper volume (L)	400	400	400
Max. dumping height (cm)	152	152	152
Max. dumping weight (kg)	454	454	454
Main filter type	ULTRA WEB	ULTRA WEB	ULTRA WEB



Professional cleaning that wouldn't let you down!

Technical specifications	SW8000 165 LPG 4-CYL	SW8000 165 D 4-CYL	SW8000 165D CAB HEATER AC
Main filter area (m ²)	9	9	9
Front tyres Ø (cm)	53	53	53
Rear tyres Ø (cm)	46	46	46
Main broom (mm)	1300	1300	1300
Length x width x height (mm)	2410x1630x1500	2410x1630x1500	2410x1630x1500
Height with overhead guard (cm)	206	206	
Gross weight (gvw) (kg)	2007	2007	2165
Net weight (kg)	1395	1395	1553
Operating weight (kg)	1427	1435	1593

● Standard equipment, ○ Supplementary accessories, □ Mountable equipment

Accessories	Ref. no.	Min. required	SW8000 165 LPG 4-CYL	SW8000 165 D 4-CYL	SW8000 165D CAB HEATER AC
Guard Option					
 BROOM GUARD/REAR BUMPER	56508741	1	□	□	
FRONT BUMPER KIT	56107612	1	□	□	□
 LEFT SIDE BROOM GUARD KIT	56508365	1	□	□	□
 OVERHEAD GUARD KIT	56507394	1	□	□	
 RIGHT SIDE BROOM GUARD	56508364	1	□	□	□
Other					
ARM REST RH ONLY	7-03-04250	1	●	●	●
BACK UP ALARM KIT	56507023	1	●	●	●
FIRE EXTINGUISHER KIT	56510605	1	□	□	
FIRE EXTINGUISHER KIT CAB	56508813	1			□
 FLOOR MAT KIT	56508433	1	□	□	□
FOAM FILLED TIRE KIT	56507037	1	●	●	●
HOPPER BOTTOM PLATE KIT	56508889	1	□	□	□
HOPPER TEMP SENSOR KIT	56507029	1	□	□	□
LEFT HAND SIDE BROOM OPTI	56507184	0			












Professional cleaning that wouldn't let you down!

Accessories		Ref. no.	Min. required	SW8000 165 LPG 4-CYL	SW8000 165 D 4-CYL	SW8000 165D CAB HEATER AC
	LEFT HAND SIDE BROOM OPTION	56107803	1	<input type="checkbox"/>	<input type="checkbox"/>	<input type="checkbox"/>
	LITTER VAC KIT	56507030	1	<input type="checkbox"/>	<input type="checkbox"/>	<input type="checkbox"/>
	MIST SPRAY KIT	56507850	1	<input type="checkbox"/>	<input type="checkbox"/>	<input type="checkbox"/>
	NOZZLE SPRAY .10	56508709	1	<input type="checkbox"/>	<input type="checkbox"/>	<input type="checkbox"/>
	PLUGGED FILTER SWITCH KIT	56507036	1	<input type="checkbox"/>	<input type="checkbox"/>	<input type="checkbox"/>
	RAISED INTAKE FILTER CAB	56508826	1			<input type="checkbox"/>
	RAISED INTAKE FILTER NO O	56507033	1	<input type="checkbox"/>	<input type="checkbox"/>	
	SEAT BELT KIT- STANDARD	56383455	1	<input type="checkbox"/>	<input type="checkbox"/>	<input type="checkbox"/>
	SOLID TIRE KIT	56508873	1	<input type="checkbox"/>	<input type="checkbox"/>	<input type="checkbox"/>
	SUSPENSION SEAT KIT	56507040	1	<input type="checkbox"/>	<input type="checkbox"/>	<input type="checkbox"/>
	SWITCH KIT-OPERATOR	56107668	1	<input checked="" type="checkbox"/>	<input checked="" type="checkbox"/>	<input checked="" type="checkbox"/>
	TILT STEERING OPTION	56507228	0			
	TILT STEERING OPTION	56107810	1	<input checked="" type="checkbox"/>	<input checked="" type="checkbox"/>	<input checked="" type="checkbox"/>
Filter for Sweeping						
	FILTER PANEL POLY HIGH FLOW	56382789	1	<input type="checkbox"/>	<input type="checkbox"/>	<input type="checkbox"/>
	FLTR PANEL ULTRA-WEB CELLULOSE	8-24-04139-1	1	<input checked="" type="checkbox"/>	<input checked="" type="checkbox"/>	<input checked="" type="checkbox"/>
Factory Option						
	ASSY CAB A/C OPTION	56507021	1			<input type="checkbox"/>
	ASSY HEATER PRESSURIZER	56507025	1			<input type="checkbox"/>
Light Option						
	AMBER STROBE CAB	56508825	1			<input checked="" type="checkbox"/>



Professional cleaning that wouldn't let you down!

	Accessories	Ref. no.	Min. required	SW8000 165 LPG 4-CYL	SW8000 165 D 4-CYL	SW8000 165D CAB HEATER AC
	AMBER STROBE FOR OHG	56507039	1	□	□	
	AMBER STROBE W/O OHG	56507038	1	●	●	
	WORK LIGHT KIT	56507034	1	□	□	□
Main Broom						
	MAIN BROOM POLYPRO-	56507344	1	○	○	○
	MAIN BROOM POLYPROPYLENE	56507343	1	○	○	○
	MAIN BROOM PROEX WIRE	56507340	1	○	○	○
	MAIN BROOM,NYLON	56507345	1	○	○	○
	MAIN BROOM,PROEX	56507346	1	○	○	○
	MAIN BROOM,PROEX-WIRE	56507424	1	●	●	●
	MAIN BROOM,PROEX-WIRE-12	56507342	1	○	○	○
Side Broom						
	SIDE BROOM FLAT WIRE	56507352	1	○	○	○
	SIDE BROOM NLYON 41	56508499	1	○	○	○
	SIDE BROOM POLY 41	56508498	1	●	●	●
	SIDE BROOM,NYLON	56507351	1	○	○	○
	SIDE BROOM,POLYPROPYLENE	56507350	1	○	○	○

