


# PRODUCT BROCHURE





Power Assisted Manual Handling Solutions  
*For Your Environment*



**RIHA Industries**

 **RIHA Industries PTY LTD**  
U3, 59-61 West Avenue  
Edinburgh, SA 5111, Australia

 [info@rihaindustries.com](mailto:info@rihaindustries.com)

 [www.rihaindustries.com](http://www.rihaindustries.com)

# STAMINALIFT TS5000 TRANSFER SYSTEM



The StaminaLift® TS5000 Transfer System offers proven technology designed to prevent work related injury by reducing the effort required to move hospital beds.

## FEATURES

- **Universal compatibility:**

1. Designed for global hospital bed compatibility
2. Accommodates many stretchers and specialty beds

- **Adjustable Jaws suit:**

1. **Wheel base width:** 550mm to 890mm
2. **Castor sizes:** Ø125mm to Ø200mm (single and double)

- **Jaw bypass:** releases bed in an emergency

- **Brake bypass:** allows freewheeling in an emergency

- **600kg Safe Working Load (SWL) Bed and patient combined weight**



- Adjustable handle to suit operator height
- Works on all indoor surfaces, non-marking wheels
- Safe operation on gradients up to 7°
- Dual drive 360 degree movement
- Keyless control with safety lockout

- **One person operation:**

1. Hands free connect and lock
2. Fingertip control
3. No muscular strain

- **Quiet Operation:** 65dB

- **Automatic braking**

## TECHNICAL SPECIFICATIONS

- **Max load capacity:** 300 kg lift and 600 kg push or pull, 660 lbs lift and 1320 lbs push or pull
- **Max operating gradient:** 7 degrees
- **Weight:** 160 kg/352 lbs
- **Dimensions (L x W x H):**
  1. **In Use:** 780mm x 925mm x 1220mm - (31in. x 35in. x 48in.)
  2. **In Storage:** 780mm x 935mm x 480mm (31in. x 37in. x 19in.)
  3. **Shipped:** 852mm x 1051mm x 605 - (34in. x 41in. x 24in.)
- **Batteries:** Sealed maintenance free GEL batteries.



- **Recharge:** Nightly recharge recommended using supplied automatic charger
- **Warning device:** Horn (warning device) on control unit
- **Security:** Electronic locking function available, refer to operators manual
- **Wheels:** Non-marking, suitable for indoor use on a variety of surfaces
- **Controls:** Programmable, ergonomic joystick for control of direction, speed and jaw movement
- **Safety features:**
  1. **Automatic brakes / Emergency Stop Button**
  2. **Emergency Jaw release -** Allows override of lowering mechanism
  3. **Emergency Brake release** Allows override of brake mechanism Safety features to prevent unauthorized use
- **Motor:** Two variable drive DC electric motors
- **Servicing:** Semi-Annual

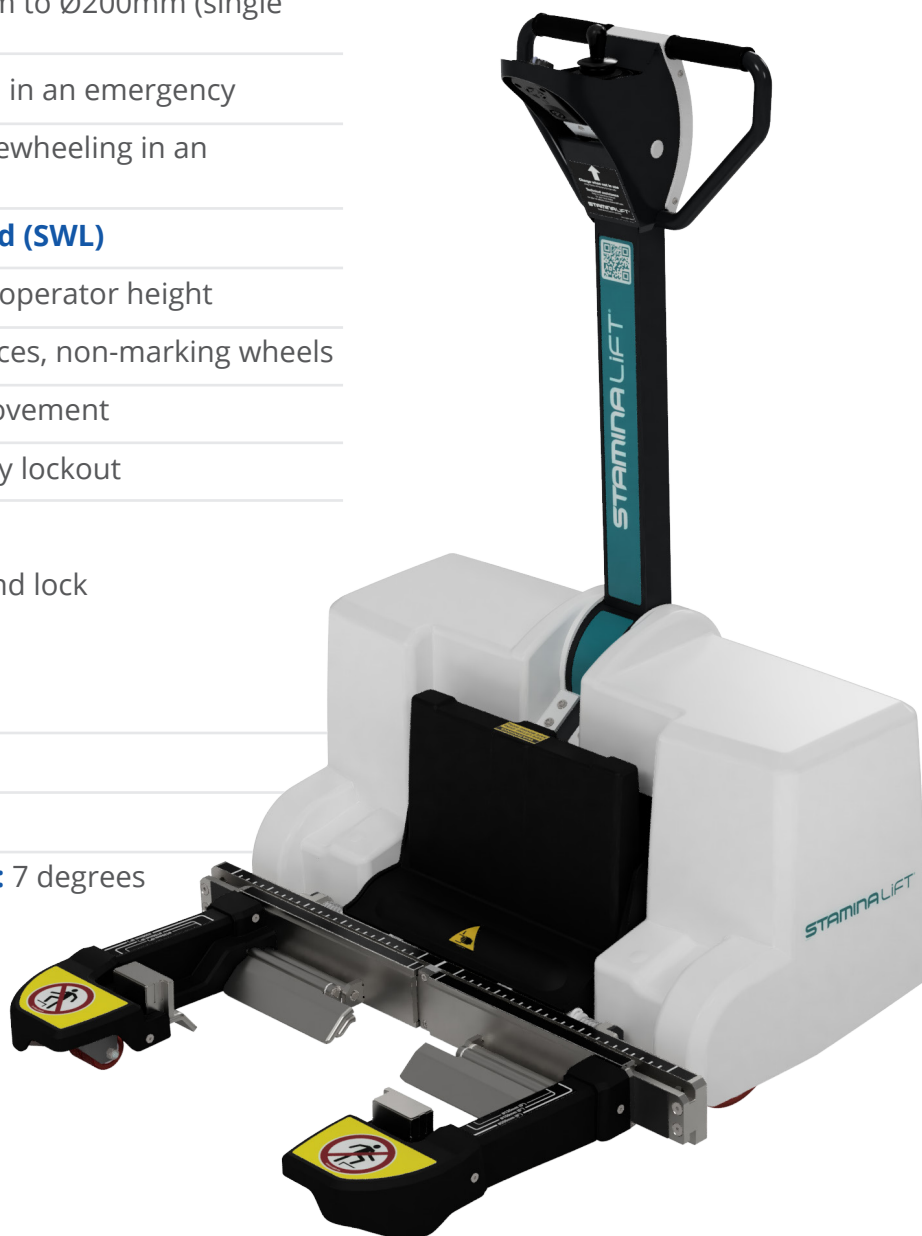
# STAMINALIFT TS6000 TRANSFER SYSTEM



The StaminaLift® TS6000 Transfer System offers proven technology designed to prevent work related injury by reducing the effort required to move bariatric hospital beds.

## FEATURES

- **Universal compatibility**
  1. Designed for global Bariatric Bed compatibility
- **Adjustable Jaws to suit:** Bariatric Bed
  1. **Wheel base width:** 550mm to 1010mm
  2. **Castor sizes:** Ø125mm to Ø200mm (single and double)
- **Jaw bypass:** releases bed in an emergency
- **Brake bypass:** allows freewheeling in an emergency
- **900kg Safe Working Load (SWL)**
  - Adjustable handle to suit operator height
  - Works on all indoor surfaces, non-marking wheels
  - Dual drive 360-degree movement
  - Keyless control with safety lockout
- **One-person operation:**
  1. Hands free connect and lock
  2. Fingertip control
  3. No muscular strain
- **Quiet Operation:** 65dB
- **Automatic braking**
- **Max operating gradient:** 7 degrees



## TECHNICAL SPECIFICATIONS

- **Max load capacity:** 450 kg lift and 900 kg push or pull 993 lbs lift and 1985 lbs push or pull
- **Machine Weight:** 200 kg/441 lbs
- **Dimensions (L x W x H):** In Use: 900mm x 880mm x 1250mm - (35in. x 34in. x 49in.)
- **Packaged:** 1090mm x 920mm x 650mm - (43in. x 36in. x 26in.)
- **Batteries:** Sealed maintenance free GEL batteries.



- **Recharge:** Nightly recharge recommended using supplied automatic charger
- **Warning device:** Horn (warning device) on control unit
- **Security:** Electronic locking function available, refer to operators manual
- **Wheels:** Non-marking, suitable for indoor on a variety of surfaces
- **Controls:** Programmable, ergonomic joystick for control of direction, speed and jaw movement
- **Safety features:** Automatic brakes / Emergency Stop Button
- **Emergency Jaw release:** – allows override of lowering mechanism
- **Emergency Brake release:** – allows override of brake mechanism Safety features to prevent unauthorized use
- **Motor:** Two variable drive DC electric motors
- **Servicing:** Semi-Annual

# STAMINALIFT 2100 HOSPITAL BED MOVER



The StaminaLift® 2100 Hospital Bed Mover offers proven technology designed to prevent work related injury by reducing the effort required to move hospital beds.

## FEATURES

- Prevents workplace injury
- Eliminates related workers compensation costs
- Unique patented technology
- 500kg Safe Load (SWL)
- Adjustable Handle to suit operator height
- Automatic braking
- Simple to operate
- Dual Drive 360 degree movement
- One person operation
- Compact
- Quiet operation: 65dB
- Safe operation on gradients up to 7°
- Works on all indoor surfaces, non-marking wheels
- Low maintenance
- Reduces bed moving costs by up to 80%



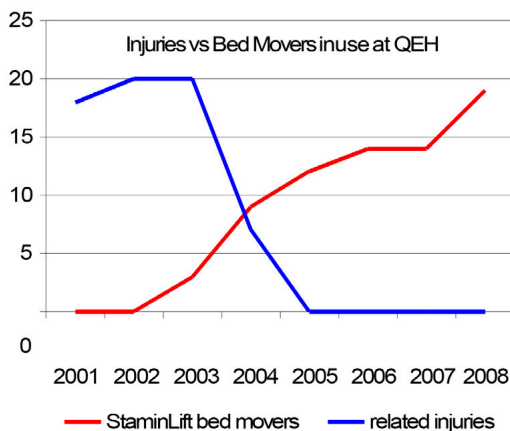
**STAMINALIFT®**

# FREQUENTLY ASKED QUESTIONS



## What is the workplace health & safety issue?

Normal hospital beds weigh 140-280kg and with a patient can weigh up to 500kgs. Typically, an orderly could be required to move beds an average distance of 15km a day and 75km during a normal week. Statistics from a large South Australian hospital indicate that injuries resulting from hospital bed movement reduced from 20 per annum in 2003 to zero injuries in 2005. Source; QEH 2008 (ranging from minor injuries to major injuries)



## Will StaminaLift® fit all hospital bed brands?

Our range of products will fit most commercially available beds. Please contact us to make sure that you select the correct StaminaLift® product.

## Is operator training provided by StaminaLift®?

Full operator training is provided by our technical team.

## How does StaminaLift® work?

StaminaLift® is powered by two variable drive DC electric motors. A simple one hand operation firmly clamps and lifts the bed at one end allowing the StaminaLift® to take the load. The combined unit is then easily controlled by the operator with a small joystick to guide the bed in any direction with ease.

## Is StaminaLift® easy to operate?

The simple "finger tip" controls provide 360 degree powered movement, variable speed, lift and engagement of the attachment arm.



## Is StaminaLift® safe to operate?

Built in safety features ensure the safety of the operator and the patient under transport. Brakes are automatically applied when the joystick is released to a neutral position and will retain the bed or trolley on ramps of up to 7 degrees.



## Is StaminaLift® cost effective?

Call or email us to obtain a free assessment or a copy of our ROI calculator.

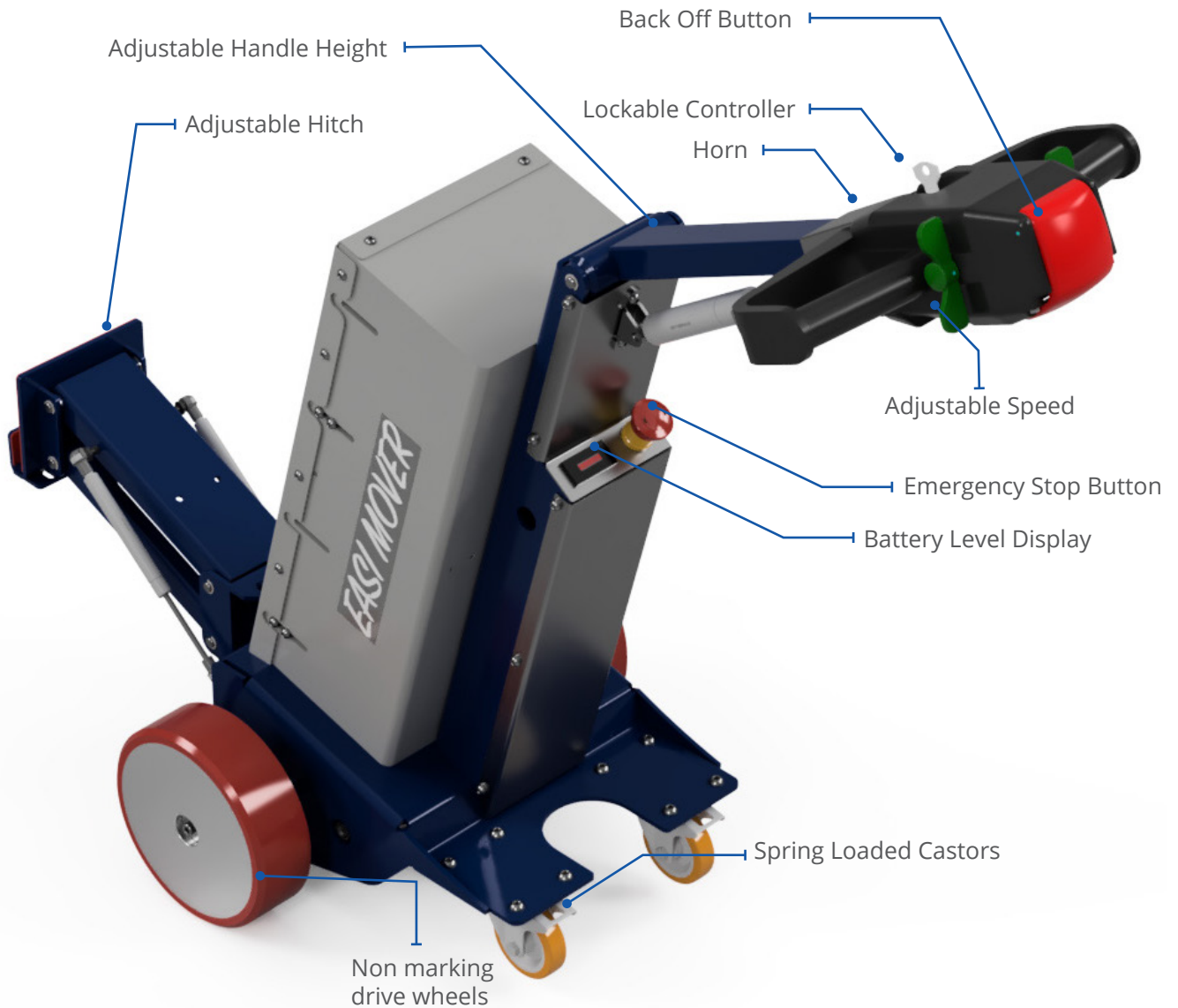
## How often will StaminaLift need servicing?

We recommend a semi annual service to maintain peak performance. Our service team will send you a reminder every 6 months or you can call us at any time to arrange a service.

# EASI MOVER



RIHA Industries




## ***BENEFITS***

- Easy to use
- Automatic braking
- Quiet operation
- Neat, robust and ergonomic design
- Rated for slopes and ramps
- Adjustable handle height



## TECHNICAL SPECIFICATIONS

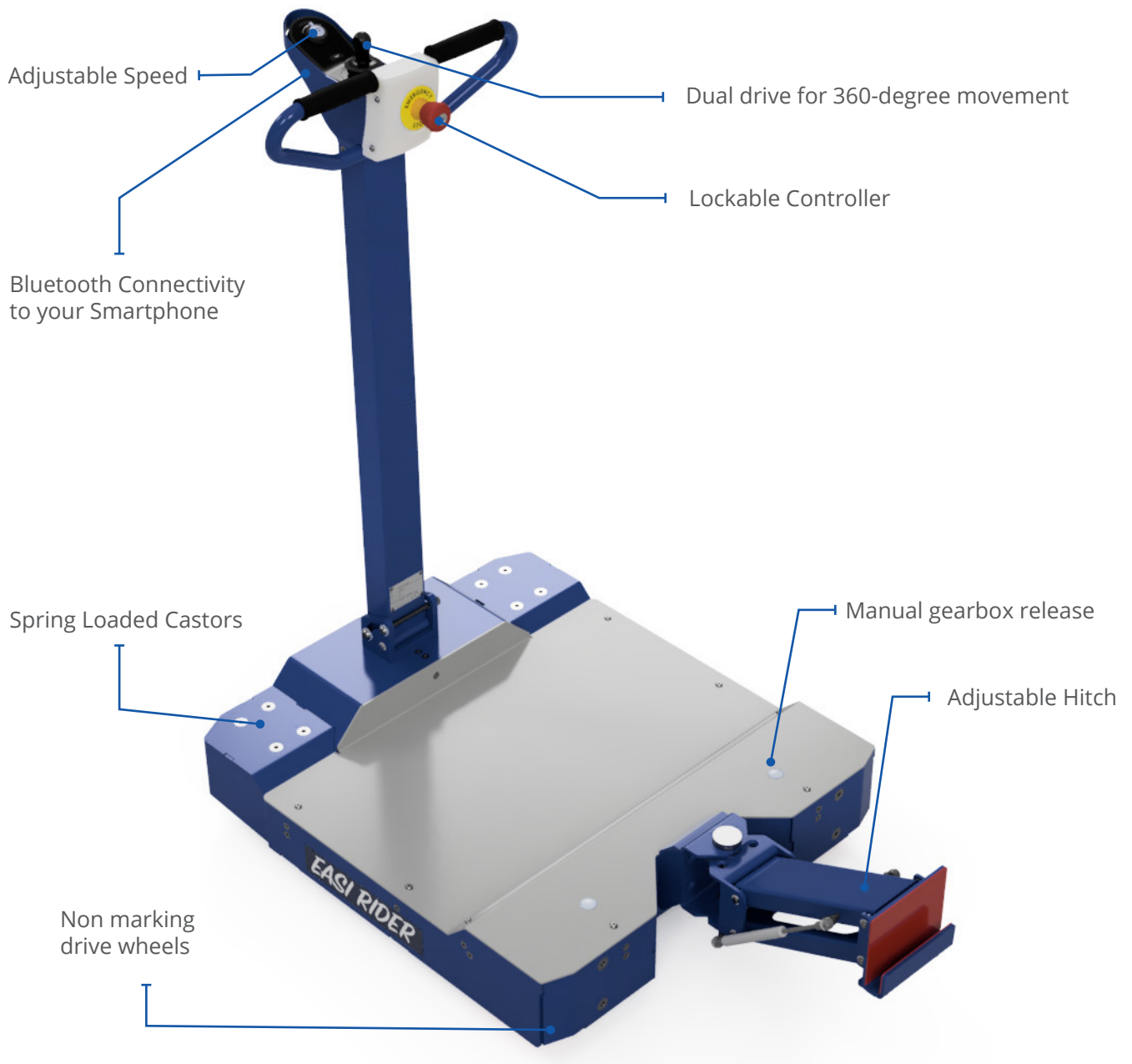
- **LENGTH:** 675mm
- **WIDTH:** 470mm
- **MAX HEIGHT:** 1175mm
- **MIN HEIGHT:** 800mm
- **PULLING CAPACITY:** 1500kg
- **SPEED:** 5km/h
- **POWER:** 24V DC motor with rechargeable batteries and LED indicator
- **CHARGE CYCLE:** Over night for 8 hours
- **OPERATION:** Tiller throttle controls forward and backward movement
- **SAFETY FEATURES:** Emergency stop, automatic brakes, horn, key lockout, back off button



# EASI RIDER



RIHA Industries



## ***BENEFITS***

- **Fingertip control, no muscular strain**
- **Automatic braking**
- **Quiet operation**
- **Neat and compact design to fit through standard doors**
- **Rated for slopes and ramps**
- **Increases efficiency and staff morale**

## TECHNICAL SPECIFICATIONS

- **LENGTH:** 759mm
- **WIDTH:** 680mm
- **TOTAL HEIGHT:** 1160mm
- **PLATFORM HEIGHT:** 120mm
- **PULLING CAPACITY:** 1500kg
- **SPEED:** 5km/h
- **POWER:** 24V DC motors with rechargeable batteries and LED indicator
- **CHARGE CYCLE:** Over night for 8 hours
- **OPERATION:** Joystick controls movement of machine
- **SAFETY FEATURES:** Emergency stop, automatic brakes, horn, key lockout, lockable controller, Bluetooth Connectivity



## ABOUT US



## ENGINEERING AND MANUFACTURING

At RIHA Industries we are focusing on solving manual handling challenges. Modern technologies such as 3D printers, CNC machines, CAD software and years of experience within the healthcare industry, help us to come up with unique solutions in a timely manner. Over the last few years, we have developed several products and commercialised them in Australia and Europe. The creation and commercialisation of a new product is exciting as well as a complex process requiring diversity and depth of skills. At RIHA Industries we thrive on new challenges and believe in manufacturing locally. We have the experience, resources, and the will, to bring ideas into functional and practical products. We are a proud Australian Manufacturer.

## EQUIPMENT REPAIR SERVICE

With over 10 years of experience, we know the importance of providing a tailored solution to each customer. The technicians at RIHA Industries understand the importance of adhering to the highest quality standards in every service call we undertake. Since our founding, we have focused on providing personalised quality service and professional repairs to the South Australian health industry. RIHA Industries specialises in the repair of wheelchairs, trolleys, tugs, bed movers, hospital chairs, commercial cleaning equipment and hospital beds. Our vans carry most common parts to reduce down time on machinery and equipment.



- ▶ U3, 59-61 West Avenue  
Edinburgh, SA 5111, Australia
- ▶ ABN: 30 643 058 986
- ▶ E: [info@rihaindustries.com](mailto:info@rihaindustries.com)
- ▶ W: [www.rihaindustries.com](http://www.rihaindustries.com)

