

HemoCue® HbA1c 501 System



Designed to Work for How You Work

HemoCue® HbA1c 501 System is a fully automated point of care system where every element – from its size to the storing and handling of cartridges – is thought through to be ideally suited for how you work.

Tested according to HemoCue principles, and with automatic checks and calibrations built into the system, you can count on getting the right answer at the right time – at the point of care.

So you won't miss a beat in caring for your patients.

Accuracy Starts With Us

To learn more about HemoCue® HbA1c 501 System, please visit hemocue.com

Makes Your Whole Process Easier and More Efficient

- ▶ Only a few simple steps with clear instructions on screen
- ▶ All-in-one, individually packaged cartridge kits
- ▶ Convenient room-temperature storage up to 18 months

Ensures You'll Never Have to Doubt an Answer at the Point of Care

- ▶ Unaffected by the presence of most common Hb variants*
- ▶ IFCC and NGSP certified
- ▶ Precise, fixed calibration by factory

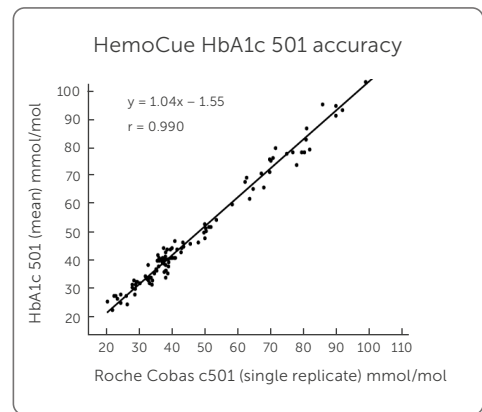
Provides a Reliable Workflow for Excellent Patient Care

- ▶ Automatic reading of calibration data for each test cartridge lot
- ▶ Barcode reader for patient and operator ID available
- ▶ Connectable

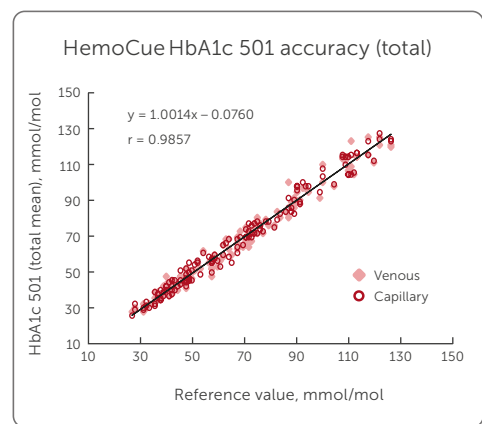
* HbF > 20% may cause unreliable results

HemoCue® HbA1c 501 System

Principle	Fully automated boronate affinity assay for determination of HbA1c percentage in whole blood
Calibration	Factory calibrated and traceable to IFCC and NGSP/DCCT
Sample Material	Capillary or venous whole blood
Measurement Range	20–130 mmol/mol (IFCC), 4.0–14.0 % (NGSP)
Results	In 5 minutes
Sample Volume	4 µL
Dimensions	198 × 217 × 136 mm (7.80 × 8.54 × 5.35 inches)
Weight	1,600 g (3.53 pounds)
Storage Temp.	Analyzer: 10–35 °C (50–95 °F) Test Cartridge: unopened 2–32 °C (36–90 °F)
Operating Temp.	17–32 °C (63–90 °F)
Power	9V DC / 2A
Interface	Printer, PC and Barcode Scanner
Quality Control	Built-in self-test; Check Cartridge, system can be verified using liquid controls

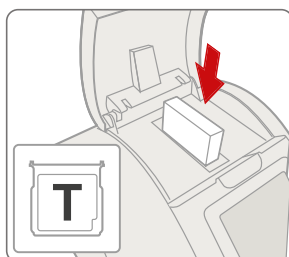


Regression plot of venous blood, double sample, for HemoCue HbA1c 501 versus Roche Cobas c501, n = 109.




Regression plot of total mean values for venous and capillary blood for HemoCue HbA1c 501 versus Tosoh G7.

A few simple steps



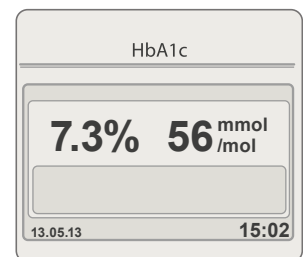
- 1** Insert the cartridge into the cartridge compartment.



- 2** Prepare and apply the reagent pack to the specimen. The correct volume is drawn in by capillary action.



- 3** Insert the reagent pack into the cartridge (Do not wipe off excess blood outside the sampling area.).



- 4** The lab-quality result is displayed automatically.

HemoCue AB | PO Box 1204 | SE-262 23 Ängelholm | Sweden
Phone: +46 77 570 02 10 | Fax: +46 77 570 02 12 | info@hemocue.se | hemocue.com

HemoCue has been a leader in point-of-care medical diagnostics for over 35 years. We specialize in giving healthcare providers lab-quality results comparable to that of a clinical lab.

