

DIVA 650 BTV-BIS


**NEW**


Leds di serie  
LEDs standard



Ampia maniglia in acciaio inox  
Large stainless steel handle



**BTV-BIS:**  
Sistema NO-FROST  
NO-FROST system

Colore standard  
Standard color



COD. 53

DIVA 650 GS

NEW



Vetro triplo anti-condensa  
Triple anti-condensation glass



Piedini livellanti regolabili in acciaio inox  
Adjustable stainless steel leveling feet




DIVA 650 GBT

NEW



**GBT:**  
Vetro triplo basso emissivo  
Low-emissivity triple-glazed



**GBT:**  
n° 4 griglie fisse evaporanti  
n° 2 griglie a filo inox regolabili in altezza  
No. 4 fixed evaporating shelves  
No. 2 wire shelves with adjustable height



		°C	mm. (LxPxH)	Lt.	DI SERIE	Watt	% U.R.	DEFROST			Kg.		
<b>NEW</b> Diva 650 GS		+4/+10	900x680x1910	650	n° 5 mm. 470x750	590	60		230v/1/50Hz		R404a	223	Optional LED di serie
<b>NEW</b> Diva 650 GBT		-5/-18	900x680x1910	650	n° 6 mm. 470x750	870	40		230v/1/50Hz		R404a	223	Optional LED di serie
<b>NEW</b> Diva 650 BTV-Bis		+5/-18	900x680x1910	650	n° 5 mm. 450x750	1040	70/40		230v/1/50Hz		R404a	225	Optional LED di serie

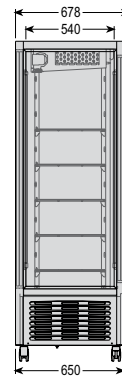
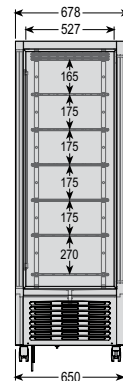
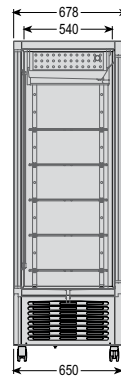
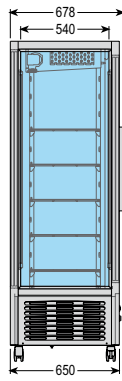
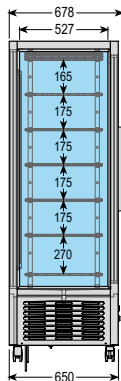
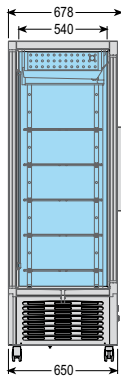
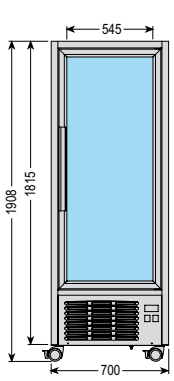
Dati di collaudo • Test details • Détails d'essai • Prüfungsergebnisse • Datos de ensayo • MAX = (30°C - % U.R. 55)

Prezzi vedi LISTINO a pagina 26  
See PRICE LIST on page 26

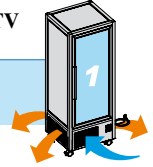
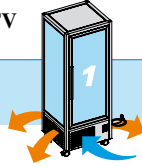


DIVA 450

□□□DIVA 450

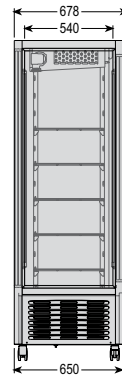
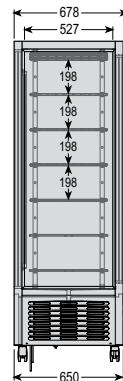
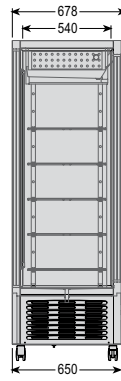
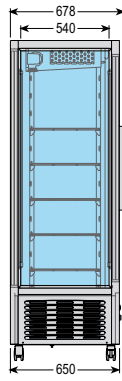
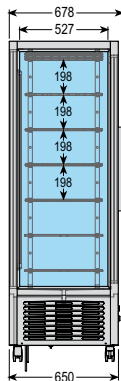
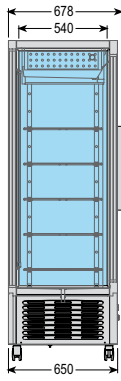
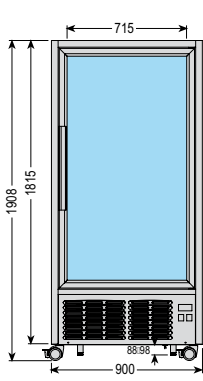


GS GBT BTV-Bis TOUCH SCREEN

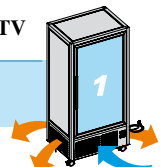
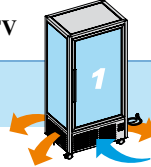


DIVA □50

□□□DIVA □50

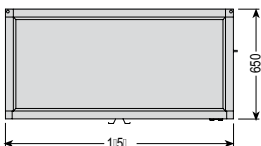
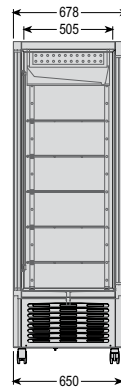
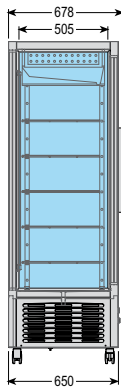
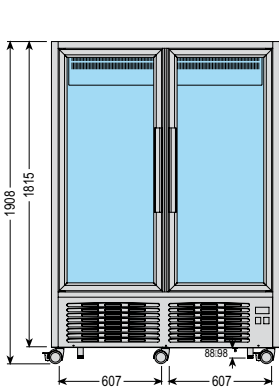


GS GBT BTV-Bis TOUCH SCREEN



DIVA □00 □□

□□□DIVA □00 □□



TOUCH SCREEN

