

HIGH SPIN HYGIENIC BARRIER WASHER EXTRACTORS



**MXB
RANGE**

MXB360 MXB500 MXB700

36KG 50KG 70KG
79LB 110LB 154LB



FEATURES

- Freestanding, high spin
- Oversized frame, bearings and drum
- Large drain valves (2 x Ø 76 mm)
- Easy access to all parts
- Frequency controlled motor
- Large door opening for easy loading and unloading
- Perforated lifting ribs: more mechanical action, lower water consumption
- USB & RS485 plug
- Soap dispenser with 5 removable compartments
- Designed with focus on ergonomics

OPTIONS

- Patented Cascade Drum
- Liquid soap pumps
- Insulation for energy and noise reduction
- Version without soap hopper
- Drain valve for water recycling
- Water sample tap
- Second display (located on the clean side)
- Lateral drain
- End of cycle extra signaling (orange light + siren)
- End of cycle extra signaling (traffic light + siren)
- Optiload® - Weighing system
- Third water inlet
- Air-operated water inlets

XCONTROL FLEX PLUS PLATFORM

- 7", full color touch screen display with swipe function: very intuitive for users
- User-friendly screen with operating instructions built in as part of the control
- Complete control content available in 34 languages
- Wireless communication enabling programming & firmware updates through cloud
- Automated service reminders remind users to maintenance tasks
- Combine with Trace-Tech™ and i-Trace laundry management softwares for a perfect control of your laundry installation



XControl FLEX PLUS approach, program, and cycle screens



GET AHEAD IN LAUNDRY

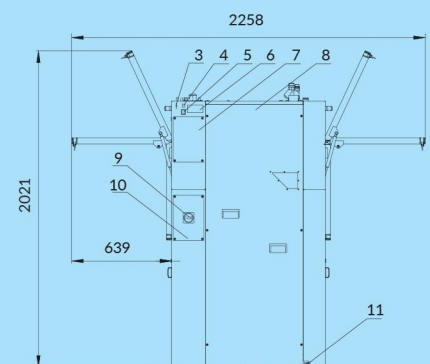
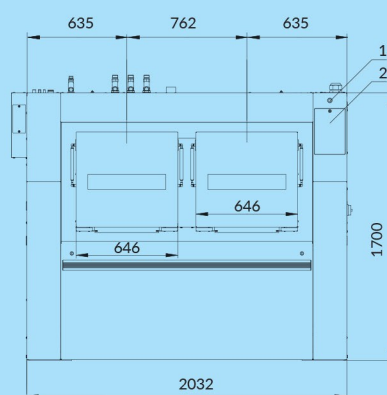
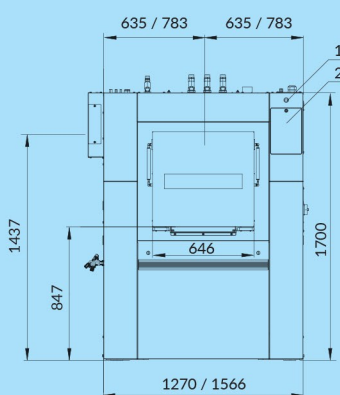
*Consult your sales representative for availability

TYPE		MXB360	MXB500	MXB700
CAPACITY				
Drum volume	l	360	500	700
Capacity 1:10	kg/lb	36/79	50/110	70/154
Capacity 1:9	kg/lb	40/88	55,5/122	78/172
Drum diameter			775	
Drum depth	mm	764	1060	1484
Drum type			Cascade	
Number of drums		1	1	2
Number of loading doors		1	1	2
Number of unloading doors		1	1	2
MOTOR				
Power	kW	4		7,5
DRUM SPEED				
Wash speed	rpm		41	
Extraction speed	rpm		900	
G-Factor				
			350	
PROGRAMMER				
XControl FLEX PLUS			standard	
CABINET				
Door opening angle			155	
HEATING				
100% hot water	°C		90	
100% electrical	kW	36	48	60
Steam high pressure	bar		3-8	
CONNECTION				
Electrical			3x 200-240V 50/60Hz 3x 380-415V 50/60Hz 3x 440-480V 50/60Hz	
Water inlet	in		3x 1"	
Steam inlet	in		3/4"	
Drain diameter	in		2x 3"	
DIMENSIONS				
H×W×D	mm	1700 x 1270 x 980	1700 x 1566 x 980	1700 x 2032 x 980
Net weight	kg	960	1130	1310
TRANSPORT DATA				
Packed H×W×D	mm	2005x1530x1255	2005x1830x1255	2005x2290x1255
Gross weight	kg	1090	1280	1470

36 / 50 kg

70 kg

36, 50, 70 kg



- 1 Emergency stop
- 2 Control panel
- 3 USB Port
- 4 PC Programming Connection

- 5 Switch: Steam / Electric Heating
- 6 Serial Plate
- 7 Electrical Signals Liquid Soap Cover
- 8 Electrical Components with Frequency Inverter Cover

- 9 Main Switch Cover
- 10 Main Switch
- 11 Equipotential Bounding Terminal



Complete Project Solutions™

CALL US ON 1300 355 769
VISIT OUR WEBSITE www.totalce.com.au

The Primus preserves the right to change the machines and the specification in this leaflet at any time, without prior notice. Details and photographs are only for information and never binding.

www.primuslaundry.com

