

824 WT-4e Machine Specifications and Dimensions:

Force Range	Adjustable 1000 lbs. (4.46kN) to 16000 lbs. (72kN) - Optional 20000 lbs. (90kN) modification available
Throat Depth	24" (610mm)
Stroke Length	Adjustable 0 to 8.5" (0 to 220mm)
Electrical	208 to 575V 3 phase - 50 or 60 Hz
Motor	5 HP
Oil Tank Reservoir	22 gallons (83 liters)
Speed	up to 1400 insertions per hour
Repeatability	+/- 2% of force setting
Footprint	(LxWxh) 59" x 38" x 94" (1499mm x 966mm x 2388mm)
Fastener Range	.256 to 1/2" (M2 to M10)
Clinching Capability	22 gage to 11 gage Steel (1mm to 6mm) combined thickness

For more information on the 824 WT-4e and other Haeger products, visit our website at www.haeger.com or contact your authorized Haeger distributor.

Always the most cost effective solution
for your fastener insertion challenge!



Versatility and Ease of Setup ...
Haeger's all new:

824

WindowTouch 4^e

Fastener
Insertion
System



Haeger USA
Manufacturing Headquarters
811 Wakefield Drive
Oakdale, CA 842511
United States
T +1 209 848 4000

Haeger Europe
Textielstraat 18b
7575 CA Oldenzaal
The Netherlands
T +31 541 530 230

Haeger Asia
99 Middle Chenfeng Road
Kunshan
Jiangsu Province, China
215300
T +86 512 5726 9300

Website: www.haeger.com

www.pemnet.com

E-mail: info@haeger.com



Haeger
a PennEngineering® Company

Haeger
a PennEngineering® Company

Introduction: Creating Hardware Insertion Profit Centers

The new 824 WindowTouch-4e brings you:

1. Easier and faster tooling setup combined with the most reliable fastener feeding
2. Best workpiece accessibility
3. Easier and faster programming
4. Best Operator Ergonomics
5. Energy Saving

Learn how Haeger's mission can become your profitability

- Are you still handling your parts multiple times?
- Are you still manually feeding the majority of your fasteners?
- Are you still experiencing substantial setup times on both new and repeat jobs?
- Are you still under the assumption that setting up automatic tooling is too complicated or too time consuming?

Are you still experiencing:

- Missing fasteners?
- Fasteners inserted in the wrong location?
- Fasteners inserting on the wrong side of the part?
- Wrong length stud or standoff inserted?
- Parts scratched due to manual feeding in combination with multiple handlings?

We have taken your feedback seriously over the last years and have developed multiple solutions to address the challenges you are facing. The integration of all these solutions are found in the new 824 WindowTouch-4e.



Easier and Faster Tooling Setup

A: MAS 350 – New Modular Autofeed System.

A unique new drive system in combination with a complete new bowl design incorporating all the latest bowl feeding technologies.

A long list of advantages, but what does this mean to you?

- Tool Change reduced from 3 minutes to 3 seconds through a one piece tool module.
- No more manual bowl settings required. Software automatically sets the proper vibration rate, air eject time and required air pressure to allow for failure free fastener feed. 'From a full bowl down to the last one out.' Reliable Feeding. Faster Changeover. No Training Required.
- Larger bowl design in combination with new drive allowing for fastener sizes M2 through M10 all to be fed in the same bowl.
- Deeper Bowl design in combination with new bowl tooling design allowing for fastener lengths up to 40mm all to be fed in the same bowl.
- New drive design allows for a 1 single tool piece, resulting in faster and easier tool changes.
- Change in bowl material resulting in fasteners becoming less dirty from 'air-dust' or individual rubbing
- Lower mounting position allowing for easier filling and emptying.

B1: New T-Bracket and Shuttle with integrated Connectors eliminating alignment challenges.

Fastest and easiest setup in the industry. Reduced from 2 minutes to 10 seconds without having to think about which connector goes where. On traditional machines, an operator had to change multiple air-lines and sensor cables, unnecessarily delaying changeover times. In addition, operators required training for alignment of the T-Bracket and shuttle, which has been eliminated with this new system.


New re-designed Shuttle Plate Jaw Pins, eliminating breakage and saving cost for replacement and downtime.

B2: Pre-aligned Base Plate

A pre-aligned base plate allows for easy tool holder changeover. No alignment of tools required. Where a tooling re-alignment after tool holder replacement used to take up to 5 minutes, this setup time has now been completely eliminated.

C: Integrated Tooling Storage

Easy and transparent storage of Multi-Modules for the MAS-350 autofeed in combination with separate storage for the Shuttle Modules and upper and lower tools. Both storage positions located where you need the tooling, eliminating unnecessary searching and walking around, allowing for faster and easier tooling changeovers.



A: MAS 350 – NEW MODULAR AUTOFEED SYSTEM



B1: NEW T-BRACKET AND SHUTTLE with integrated Connectors eliminating alignment challenges



B2: PRE-ALIGNED LOWER TOOL HOLDERS Alignment pins allow for changeover to any other standard Haeger tool holder without alignment verification



C: INTEGRATED TOOLING STORAGE

Best Workpiece Accessibility

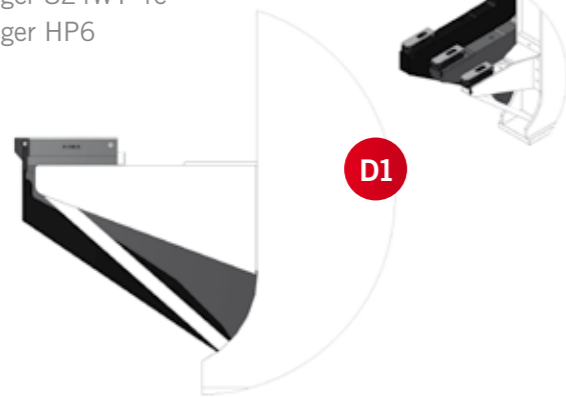
D1. Lower Support Arm
200mm more access on lower support arm – matching the HP 6 model.

Through the use of built-in reinforcements and a change in frame design, the 824 WindowTouch-4e now offers more accessibility on the lower support arm compared to the 'Legendary HP 6'.

D2. The 'Star Design' Turret Insertion System (TIS) allows for access in 'U-Shaped profiles'. Compared to a round Turret Design, the Star Design offers maximum accessibility for a variety of pre-formed workpieces. The Turret Insertion System clamps the tools in position while providing Position Feedback, eliminating the famous 'missing fastener' error.

D3. The turret arms are individually removable, allowing for even more access while the position feedback (and process control) remains present.

- Haeger 824 Plus, 824WT-1, 824WT-2, 824WT-3
- Haeger 824WT-4e
- Haeger HP6




E1. Manual J-Frame in combination with 24" (610mm) throat depth.
Changeover from Automatic Top Feeding to using a J-Frame is now done within seconds. This makes it a more attractive to use feature for a variety of pre-formed workpieces. The Haeger J-Frame solution allows for insertion under flanges up to 1mm from the bending line.



E2. J-Frame in combination with ABFT (Automatic Bottom Feed Tool)
Unique in the industry is the Automatic Bottom Feeding of Nuts in combination with a J-Frame to maximize productivity and increase ergonomics for those workpieces requiring installation under return flanges.



D2 The 'Star Design' Turret Insertion System (TIS) allows for access in 'U-Shaped profiles'. Compared to a round Turret Design, the Star Design offers maximum accessibility for a variety of pre-formed workpieces



D3 The Turret arms are individually removable, allowing for even more access while the position feedback (and process control) remains present

Best Operator Ergonomics:

F. Operator control pendant can be adjusted in 6 directions, allowing for easy access and a great view of screen instructions while standing up or sitting down.

Energy Saving:

G. New variable speed hydraulics reduce energy consumption up to 30% compared to conventional hydraulic systems.

Easier and Faster Programming:

H1: The ALL NEW intuitive Version 11 Insertion Logic® Software with Insertion Graphics and Integrated Statistic Process Control allows for more functionality while reducing programming time.

H2: V 11 Insertion Logic® provides you with the recommended operating time for the part programmed and monitors and stores any corrected errors during the insertion process, allowing you to provide this data with your deliveries to your customers.

I. Automatic Tooling:

Upper Tools, Lower Tools and Shuttle Plates are compatible with previous Haeger machine models. The One-Piece Multi-module for the MAS-350 Autofeed System reduces total components per set from 5 to 4.

I1: Shuttle Standoff Set

I2: Shuttle Nut Set

I3: ABFT (Automatic Bottom Feed) Set



Shuttle Standoff Set



Shuttle Nut Set



ABFT Set
(Auto Bottom Feed)

