



# SHOGUN

## Shogun FP84 4x2

10.7 / AMT / AIR SUSP. / PRIME MOVER



**OUR SAFEST AND CLEANEST SHOGUN YET. THIS LATEST SHOGUN IS EQUIPPED WITH ABA6, LDWS, ESP, EBS, AAA, ASGA 2.0, IHC, DRL & A EURO VI ENGINE. ALL BACKED BY OUR CLASS LEADING SERVICE INTERVALS AND 5 YEAR WARRANTY.**

**GVM**

**16,500<sub>KG</sub>**

**GCM**

**40,000<sub>KG</sub>**

**Power/Torque**

**290<sub>kW</sub> / 2000<sub>Nm</sub>**

- Heavy-combination licence required
- Actual vehicle may differ from above image

# SHOGUN SPECIFICATIONS

## MODEL

4X2 FP84 PRIME MOVER 395HP AIR SUSP. 12 SP. AMT FP84HGR2FAA

## WHEEL BASE

3800mm

## GVM

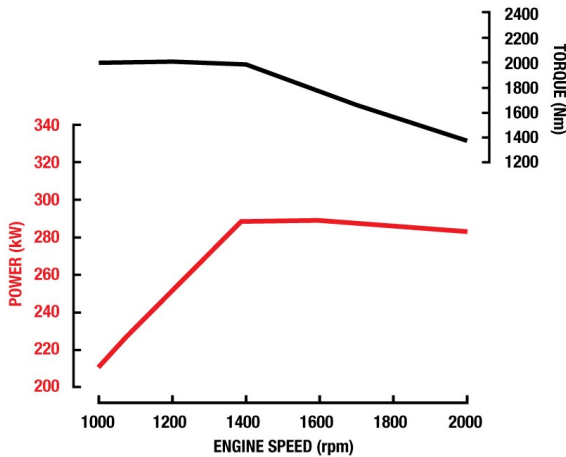
16,500kg

## GCM

40,000kg

### Engine

Engine Version	FUSO OM470-T2 Diesel
Configuration	6 Cyl. In-line OHV
Injection System	Common Rail Direct Injection with Pressure Booster
Type	Asymmetric Turbocharger, Air to Air Intercooler
Displacement	10.7 litre (10677 cc)
Bore	125 mm
Stroke	145 mm
Power (DIN)	290 kW (395 hp) @ 1600 rpm
Torque (DIN)	2000 Nm (1475 lb.ft) @ 1100 rpm
Maximum Engine Speed	2100 rpm
Compression Ratio	18.5:1
Air Cleaner	Paper Element Type with Restrictor Indicator. Vertical Intake Mounted on Clean Air Side (RH)
Emission Control	Diesel Particulate Filter (DPF) plus SCR After-Treatment System
Emission Level	ADR 80/04 - Euro VI



### Fuel

Tank Type	Rectangular Aluminium Tank with Locking Cap
Fuel Capacity *	400 Litres
Filtration	Filter with Water Separator and Dash Indicator
AdBlue Exhaust Fluid	60 Litres, Tank fitted with
Capacity	locking AdBlue cap
Speed Limiter	Speed Limited 100km/h
Notes	*Max Fill to approx 95% of capacity

### Cooling

Fan Drive	Electronically controlled (Viscous)
Radiator	Corrugated Fin with Expansion Tank

### Electrical

Voltage	24V Negative Ground
Battery Capacity	2x12V, 150Ah/20hr
Battery Specification	2x145G51 (N150)
Headlamp Type	Automatic Type
	Low Beam: LED
	High Beam: Halogen
Fog Light	Halogen
Daytime Running Lamps	LED

### Clutch

Clutch Model	FUSO K4/430
Type	Single Dry Plate
Operation/Specification	Automated Manual (no clutch pedal)

### Transmission

Version	FUSO Automated Manual G230-12
Type/Speeds	12 Speed Automated Manual with Auto, Economy and Manual Modes
Features	Crawler Mode Skip Shift Function for Light Loads ECO Mode to Minimise Fuel Usage
Ratios	1st: 11.672 2nd: 9.101 3rd: 7.055 4th: 5.501 5th: 4.400 6th: 3.430 7th: 2.652 8th: 2.068 9th: 1.603 10th: 1.250 11th: 1.000 12th: 0.779 RHigh: 9.101 RLow: 11.672 Torque limited from 1st to 3rd and Reverse
PTO Opening	Rear of Transmission

### Propeller Shaft

Type	Single Main Shaft GW5E2200
------	----------------------------

### Front Axle

Axle Version	FUSO F900T
Type	Reverse Elliot 'I' Beam
Capacity *	7100kg
Notes	*See MAX LOADING for vehicle capacity.

### Front Suspension

Type	Long Taper Leaf with Stabiliser Bar and Double Acting Shock Absorbers
Size	1650x90mm Leaves

### Rear Axle

Type	Full Floating Hypoid Type
Axle Version	FUSO R440T
Capacity*	10800kg
Ratio	3.909:1
Notes	*See MAX LOADING for vehicle capacities

### Rear Suspension

Type	Two Bag Air Suspension
Details	Trailing Arm with Double Acting Shock Absorber and ECAS with 2 Memory Positions

### Max Loading

Front	6500kg
Rear	10800kg
Total	16500kg

### Steering

Type	Integral Ball and Nut
Steering Column	Tilt/Telescopic Adjustable

# SHOGUN SPECIFICATIONS

## MODEL

4X2 FP84 PRIME MOVER 395HP AIR SUSP. 12 SP. AMT FP84HGR2FAA

## WHEEL BASE

3800mm

## GVM

16,500kg

## GCM

40,000kg

Brakes	
Type	Full Air, Dual Circuit with FUSO Taper Rollers
Size Front	410x160mm
Size Rear	410x200mm
Features	Brake Priority System
Park Brake	Rear Wheel Spring Actuated
Engine	Jacobs Brake 3 Levels of Retardation
Trailer	Hand Control Valve, Air Lines Coupling and Electrical Cable

Wheels & Tyres	
Wheel Type	6, Single Piece Alloy Disc
Wheel Size	22.5x8.25
Wheel Stud Pattern	10x335mm PCD
Tyre Brand	Bridgestone
Tyre Size Front	295/80R22.5 152/148
Tyre Size Rear	11R22.5 148/145

Chassis	
Type	Reinforced Parallel Channel Rear of Chassis Tapered to Suit Tractor
Size	278x90x7.0mm
Width	840 mm
Tensile Strength	540 MPa

Instruments	
Gauges	Speedometer Tachometer Fuel Level Air Pressure AdBlue Level
Colour Information Display	Odometer Tripmeter (x2) Hour Meter (x2) Outside Temperature AdBlue Level DPF Information Driving Range (Fuel and AdBlue) Current Vehicle Speed Cruise Control Lane Departure Warning Active Attention Assist Warning Alarm Clock Level Control Service Indicator & Reminder System Air Pressure Coolant Temperature Engine Oil Level & Running Time
Warning Lamps	ABS ASR ESP ESP Off Turn Signal Headlamps High Beam Hill Holder Auxiliary Brake Parking Brake Engine Over-speed Air Pressure Low Height Control Cab Tilt Lock DPF Regeneration DPF Status AdBlue Empty AdBlue Contamination Active Brake Assist
Warning Lamp/Buzzer	Air Pressure Cab Tilt Engine Over-speed AdBlue Empty AdBlue Contamination

Multi-Media Package	
Satellite Navigation	GPS navigation specifically designed for commercial vehicle applications, with 3 years of Map updates included.
Colour Display	8" LCD with capacitive touch screen control
Phone Connectivity	Wireless Apple Carplay & Android Auto Compatible
Audio Visual Entertainment	Bluetooth® music streaming compatible Digital radio DAB+ (also AM/FM for areas not covered by DAB+) & USB
Camera Compatibility	1 Reverse Camera fitted as standard Display can accept up to 5 additional cameras#
Notes	# Cameras available through spare parts

Standard Features	
Cruise Control	Adaptive with Stop and Go
Hill Start System	Yes
Cab Cooling & Heating	Climate Control
Accessory Power	24V Accessory Power Outlet (x2) plus Cigar Lighter
Driving	Suspended Driver's Seat Central Locking Electric Windows LH Transom Window Opening Rear Quarter Glass Cup Holder Fluorescent Cabin Lamp Trailer Package including Trailer 'Stretch Brake'
Storage	Centre Storage Compartments (x3 Total, Lockable x1) Driver's Overhead Storage Door Storage Pockets Coat Hooks
Cab: External	Fog Lights Door Side Impact Beams Roof Mounting Points max. static load 70kg Front End-Outline Marker Lamps External PTO controls
Chassis	Integrated Front Underrun System (FUPS) Reverse Warning Buzzer Clear Top of Chassis Rail for ease of Body Fitment

Active Safety	
Safety Systems	ABA6 - Active Brake Assist 6 ASGA 2.0 - Active Sideguard Assist 2.0 PD - Pedestrian Detection AAA - Active Attention Assist PCA - Proximity Control Assist Cruise Control LDWS - Lane Departure Warning System ESP - Electronic Stability Program ABS - Anti-lock Braking System ASR - Anti Slip Regulator LED Headlamps DRL - Daytime Running Lamps IHC - Intelligent Headlight Control EBS - Engine Braking System
Reverse Warning	Wide Dynamic Range Camera and Buzzer
Notes	Active Safety Systems primary function is to provide driver assistance to increase road safety in events of driver inattentiveness. These systems do not allow for lack of attention whilst driving and should not replace safe and alert driving.

Passive Safety	
Airbags	SRS Airbag - Driver
Body Strength	ECE-R29 Cab Strength Compliant
Seat Belts - Driver & Driver Assistant	3 Point ELR Lap Sash, Driver Pre-Tensioner.

Service Intervals	
Interval*	50,000km or 12 Months (whichever occurs first)

Warranty*	
Basic/Powertrain	5 Years or 500,000kms (whichever occurs first)
Cab Perforation/Anti Corrosion	5 Years
Notes	* Please refer to Fuso Owners Warranty Booklet for additional terms and conditions.

# SHOGUN SPECIFICATIONS

## MODEL

4X2 FP84 PRIME MOVER 395HP AIR SUSP. 12 SP. AMT FP84HGR2FAA

## WHEEL BASE

3800mm

## GVM

16,500kg

## GCM

40,000kg

### Performance

Turning Circle (kerb to kerb - metres)	12.8
Electronically Speed Limited to:	100km/hr Conforms to ADR65/00
Engine Speed (rpm) at 100km/hr (top gear)	1587
Gradeability at Rated GCM (theoretical)*	26%
Notes	*This is theoretical performance only. Actual performance may vary under different conditions

### Mass estimated\*

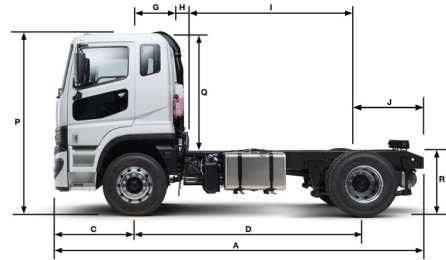

Front*	4395kg
Rear*	1790kg
Total*	6185kg
Notes	* Mass (est.) includes oil and water but excludes spare wheel, tools & fuel. Weights provided are subject to 3.5% variation (+/-)

### Dimensions mm

WFF (Width Front Fender) (mm)	2490
WRA (Width Rear Axle) (mm)	2475
WFT (Width Front Track) (mm)	2075
WRT (Width Rear Track) (mm)	1865
Width Frame (mm)	840
A - Length Overall (mm)	6115
C - Front Overhang (mm)	1370
D - Wheelbase (mm)	3800
G - Front Axle to Rear of Cab (mm)	700
H - Rear of Cab to Rearmost Item Behind Cab (mm)	145
I - Rearmost Item Behind Cab to Rear Axle (mm)	2922
J - Frame, Rear Axle to End (mm)	945
N - Height Overall (mm)	3150
O - Air Intake to Cab Roof (mm)	205
P - Height Cab to Ground (mm)	2945
Q - Height Cab to Frame (mm)	1992
R - Height Rear Frame to Ground (mm)	988

### Body Builder's Notes

Notes	Chassis reinforcement must be utilised for Tipper/ Demountable type body configurations. To conform with ADR 13/00 (lighting requirements) the following must be adhered to at body installation. - If other than a flat type or tipper body is fitted, rear end out-line marker lamps must be installed. - If overall length exceeds 6.0 metres, side reflectors must be installed. - If overall length exceeds 7.5 metres, side marker lamps must be installed. To conform with ADR 42/04 (General Safety), rear wheel guards must be fitted to the vehicle.
-------	---



**Call 1800 033 557**

or visit [fuso.com.au](http://fuso.com.au)

Unless specified in writing herein the accessories, applications, bodies or equipment depicted in this are for illustration purposes only and may not be available from Daimler Truck Australia Pacific Pty Ltd. ABN 86 618 413 282 DTAuP. No representation or warranty whatsoever is given in relation to any accessories, applications, bodies or equipment or suitability of same that are shown herein that may be manufactured, supplied or fitted by a party other than DTAuP. DTAuP reserves the right without notice or obligation to discontinue or make changes to the colour, designs, materials and specifications of the products and options referred to herein at any time. For the most current information and in order to ascertain which accessories, applications, bodies and equipment are available from DTAuP please contact your authorised FUSO dealer. Fuso is a registered trademark of Daimler Truck Australia Pacific Pty Ltd. Copyright DTAuP. Reproduction in whole or part prohibited without written approval. Valid from 13-Jan-25.