

Instant Comfort Where it's Needed


Short wave infrared halogen radiance is the most effective means of delivering immediate heat and comfort.

In excess of 92% of the energy used is transformed into heat, at least 30% more than other medium wave gas tube or quartz infrared heaters and 60% more than long wave (far) infrared resistance heaters. This is because short wave infrared directly heats people and objects. Just like the sun coming out from behind a cloud on a cold day, you feel instantly warm - the heat stays put and does not rise to the ceiling or escape through windows and doors. Titan SP offers spot heating for large impossible to heat indoor spaces providing significant energy cost savings while keeping people warm. Titan SP can also be used for localised process heating.

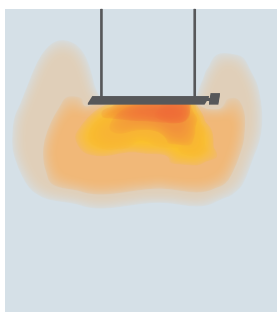
Titan SP Key Features



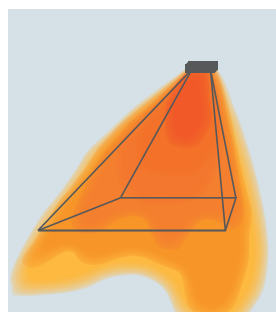
- Radiant Halogen lamp spot heats just the areas required and not the general environment.
- Patented parabolic reflector maximises heated area - watt for watt, the widest and longest heating footprint available.
- InFraCaLoR® halogen lamps have up to 7000 hours of life, lowering maintenance costs.
- Rated for outdoor use and can operate safely in the wet.
- Instant heat - full heat in less than 1 second.
- The ultimate in energy efficient heaters as they can be used with timers and proximity sensors to provide precise zone heating.



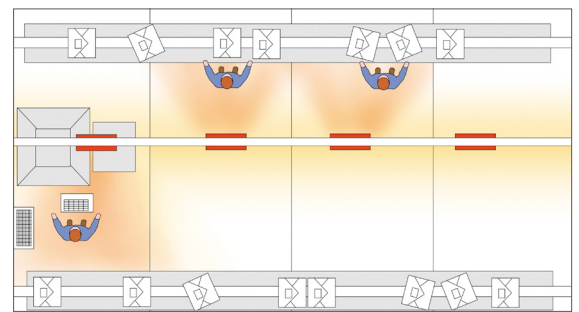
Air heater



Gas tube heater



Short wave infrared heater



Short wave infrared heaters spot heat large spaces

Graphics above demonstrate heating effectiveness in large open indoor areas.


What you get with Titan SP

- Instant comfort + no heat up time = energy savings.
- Long lasting lamps keep maintenance to a minimum.
- 3 models to suit location and mounting requirements.
- Patented parabolic reflectors offers area comfort coverage from 15m² up to 35m².
- Variety of mounting options - wall, ceiling, stands, and chains.
- Water resistant IP25 allows for indoor or outdoor installation.
- Can be controlled by individual switch, proximity sensor, or button timer, or can be zoned with a controller.
- Light and durable aluminium structure, reflector, and long life lamp make for easy installation and low maintenance.
- Available powder-coated in Carrara White.
- Designed and manufactured in Italy to conform to International and Australian Standards.


Titan SP EHT1-20



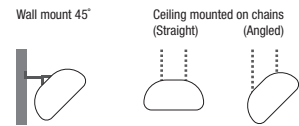
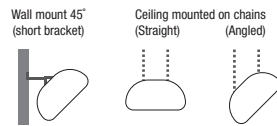
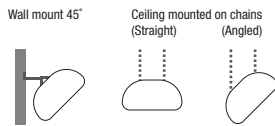
Titan SP EHT2-40



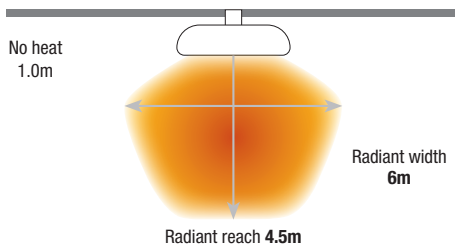
Titan SP EHTV2-40



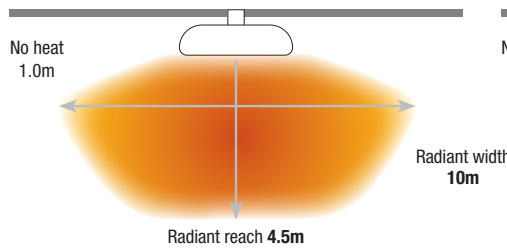
Mounting options



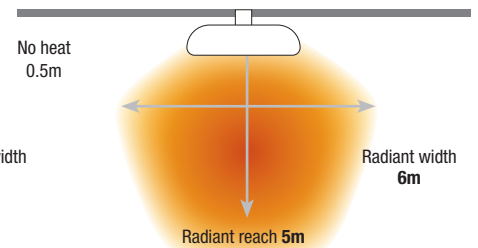
Radiant area: 45° mount 3m high



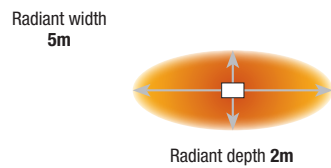
Radiant area: 45° mount 4m high



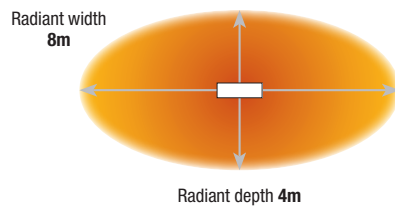
Radiant area: 45° mount 5m high



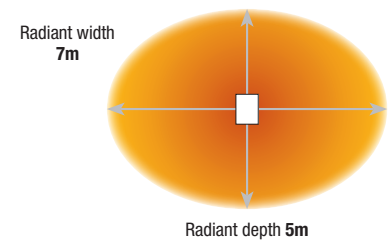
Single Titan SP - Horizontal mount 3m high



Double Titan SP - Horizontal mount 4m high



Double Titan SP (Vertical) - Horizontal mount 5m high



Graphics above are for presentation purposes only and are not to scale.

	Titan SP EHT1-20	Titan SP EHT2-40	Titan SP EHTV2-40
Watts	2000W	2 x 2000W	2 x 2000W
Amps @ 240 VAC	8.33	2 x 8.33	2 x 8.33
Radiant efficiency	92%+	92%+	92%+
Dimensions	47 x 23 x 13cm	104 x 23 x 13cm	47 x 47 x 13cm
Net Weight	3.8kg	6.9kg	5.7kg
Min. Clearance to Floor	3.0 - 4.0m	4.0 - 5.0m	4.0 - 5.0m
Clearance to Ceiling / Cover	0.5m	0.5m	0.5m
Min. Side Clearance	1.0m	1.5m	1.5m
Mounting Options	Wall, Ceiling, Chains, Stand	Wall, Ceiling, Chains, Stand	Wall, Ceiling, Chains, Stand
Cable Supplied	1.5m 3 core lead	2 x 1.5m 3 core leads	2 x 1.5m 3 core leads

*6000w version EHTV3-60 also available on demand

