







COSMED
The Metabolic Company

COSMED Treadmills

Choose the product according to required features and purpose of use.

Call +39 (06) 931-5492 (International) or +1 (773) 645-8113 (US only) for more info

Comparison Matrix											
	T150 LC		T150		T170				Oversize		
	E LC DE LC	E LC MED DE LC MED	DE	DE MED	DE	D MED E MED DE MED	DE Sportmed	DE 3p Sportmed	T200 S	T200 M	T250 MR
Dimensions											
Running surface length (cm)	150	150	150	150	170	170	170	170	200	200	250
Width (cm)	50	50	50	50	65	65	65	65	75	100	100
Weight (Kg)	225 220	220 240	220	235	315	305 335 335	335	375	850	900	1000
Performance											
Speed (km/h)	0.0-18	0.0-18	0.0-22	0.0-22	0.0-30	0.0-30	0.0-40	0.0-40	0.0-40	0.0-40	0.0-40
Elevation Range	0-20%	0-20%	0-25%	0-25%	0-25%	0-25% (E & DE only)	±25%	±25%	±35%	±35%	±27%
Maximum Patient Weight (kg)	250 optionally 300	250 optionally 300	300	300	300	300	300	300	300	300	300
Special Speed (km/h)	0.0-22	0.0-22	-	-	0.0-10 0.0-40 0.0-45	0.0-10 0.0-40 0.0-45	0.0-10 0.0-45	0.0-10 0.0-45	0.0-30 0.0-50 0.0-60 0.0-80	0.0-30 0.0-50 0.0-60 0.0-80	0.0-30 0.0-50 0.0-60 0.0-80
Special Applications											
Reverse belt rotation	○	○	○	○	○	○	●	●	●	●	●
Pull cord (emergency stop)	●	●	●	●	●	●	●	●	○	○	○
Safety arch with harness	○	○	○	○	○	○	○	○	○	○	○
Unweighting system (Airwalk)	○	○	○	○	○	○	○	○	○	○	○
Handrail crossbar	○	○	●	●	●	●	●	●	●	●	●
Bicycle & Wheelchair use	-	-	-	-	-	-	-	-	○	○	●
Belt for roller ski applications	-	-	-	-	-	-	-	-	○	○	●
Handrail long	○	○	○	○	○	○	○	○	○	○	○
Adjustable handrail	○	○	○	○	○	○	○	○	-	-	-
Arm support	○	○	○	○	○	○	○	○	-	-	-
Protocols											
Acceleration levels	4 (level 5 to 7 on request)	4 (level 5 to 7 on request)	4 (level 5 to 7 on request)	4 (level 5 to 7 on request)	4 (level 5 to 7 on request)	4 (level 5 to 7 on request)	4 (level 5 to 7 on request)	4 (level 5 to 7 on request)	4 (level 5 to 7 on request)	4 (level 5 to 7 on request)	4 (level 5 to 7 on request)
Exercise profiles	6	6	6	6	6	6	6	6	6	6	6
Free definable profiles with 40 steps each	20	20	20	20	20	20	20	20	20	20	20
Test profiles	11	11	11	11	11	11	11	11	11	11	11
Hardware											
Heart Rate Control	● (DE LC only)	● (DE LC only)	●	●	●	●	●	●	●	●	●
User Terminal	● (DE LC only)	● (DE LC only)	●	●	●	● (D & DE only)	●	●	● (external control unit)	● (external control unit)	● (external control unit)
RS232 com1	●	●	●	●	●	●	●	●	●	●	●
RS232 com2	○	○	○	○	○	○	○	○	●	●	●
RS232 com 3 and com4	○	○	○	○	○	○	○	○	○	○	○
Interfaces	-	-	-	-	-	-	-	-	LAN & USB 2.0	LAN & USB 2.0	LAN & USB 2.0
Power Supply	1-phase	1-phase	1-phase	1-phase	1-phase	1-phase	1-phase	3-phase	3-phase	3-phase	3-phase
Motor Capacity (kW)	2.2	2.2	2.2	2.2	3.3	3.3	3.3	4.3	11	11	11
Motor Voltage (V)	200-240	200-240	200-240	200-240	230	230	230	400	400	400	400
CE0123, MDD conformity	-	●	-	●	-	●	●	●	●	●	●
Software											
para control	●	●	●	●	●	●	●	●	●	●	●
para analysis	○	○	○	○	○	○	○	○	○	○	○

● Standard ○ Optional at extra charge