

spex



**FOR HOGGI BINGO OT**

SCRIPTING AND ORDERING GUIDE

# Client Details

<b>Client/User name:</b>		<b>Notes</b>
<b>Date:</b>		
<b>DOB:</b>		

## Stroller Package

The BINGO Spex package includes:

- matte black frame with tie downs
- 3 kg fabric basket
- tray table
- sun canopy



**FABRIC BASKET**



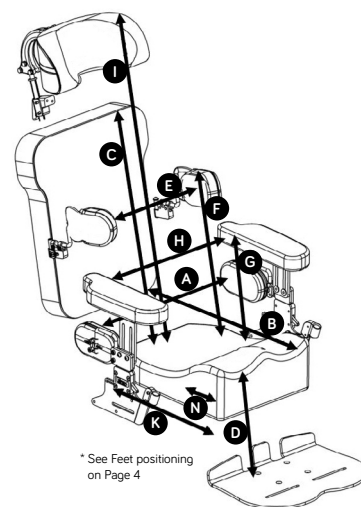
**TRAY TABLE**



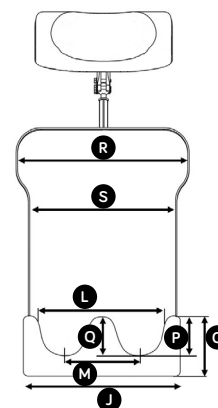
**SUN CANOPY**

### COMPULSORY SELECTION ITEMS






BINGO Stroller Size		Size 1		Size 2	
BINGO Stroller Order Code		2885-0031-032		2885-0032-032	
Seating specs	<b>A</b> Hip width	17-28cm (6.5-11")		22-33cm (8.5-13")	
	<b>B</b> Seat depth	18-30cm (7-12")		23-38cm (9-15")	
	<b>C</b> Back height	36-44cm (14-17")		40-48cm (16-19")	
	<b>D</b> Lower leg length*	25-40cm (10-16")		25-45cm (10-18")	
	<b>E</b> Trunk lateral width	12-28cm (5-11")		15-30cm (6-12")	
	<b>F</b> Trunk lateral height	15-34cm (6-13.5")		17-40cm (6.5-16")	
	<b>G</b> Arm support height	15-22cm (6-8.5")		15-22cm (6-8.5")	
	<b>H</b> Internal arm support width	20-32cm (8-13")		28-38cm (11-15")	
	<b>I</b> Head support height	45-65cm (18-25.5")		50-70cm (20-28")	
	<b>J</b> Cushion total width	33cm (13") Size 1.1	33cm (13") Size 1.2	38cm (15") Size 2.1	38cm (15") Size 2.2
	<b>K</b> Cushion total depth	33cm		38cm	
	<b>L</b> Internal cushion width	23cm (9") Size 1.1	28cm (11") Size 1.2	28cm (11") Size 2.1	33cm (13") Size 2.2
	<b>M</b> Centre of thigh contours	15cm (6") Size 1.1	17cm (6.5") Size 1.2	18cm (7") Size 2.1	20cm (8") Size 2.2
	<b>N</b> Thigh contour depth	10cm (4") Size 1.1	12cm (5") Size 1.2	12cm (5") Size 2.1	15cm (6") Size 2.2
<b>O</b> Cushion side height	14cm (5.5")		14cm (5.5")		
<b>P</b> Thigh contour height	9cm (3.5")		9cm (3.5")		
<b>Q</b> Abductor contour height	5cm (2")		5cm (2")		
<b>R</b> Back cushion width	33cm (13")		38cm (15")		
<b>S</b> Trunk cushion width	26cm (10")		30cm (12")		
Stroller specs	Frame seat depth capacity	18-30cm (7-12")		20-38cm (8-15")	
	Frame back height capacity	36-46cm (14-18")		41-55cm (16-22")	
	Backrest recline angle	90-160°			
	Height of push bar	75-110cm (29.5-43")			
	Overall frame width	63cm (25")		68cm (27")	
	Max load of seat unit	50kg (110lb) (body weight including other load)			
Base frame capacity	60kg (132lb)				








\* See Feet positioning on Page 4



# Colour Selection


Jet	Royal	Chilli	Mango	Bumblebee
				
-099	-077	-022	-030	-044


Ocean	Leaf	Calypso	Granite	Ink
				
-060	-054	-028	-090	-209

Wipe down



# Cushion Selection

Size 1.1	Size 1.2	Size 2.1	Size 2.2	
33cm (13") total width 23cm (9") internal width Fits BINGO Size 1	33cm (13") total width 28cm (11") internal width Fits BINGO Size 1	38cm (15") total width 28cm (11") internal width Fits BINGO Size 2	38cm (15") total width 33cm (13") internal width Fits BINGO Size 2	
Recommended for 18-23cm seat depth	Recommended for 23-30cm seat depth	Recommended for 23-33cm seat depth	Recommended for 28-38cm seat depth	
2885-0610	2885-0611	2885-0612	2885-0613	


# Back Supports

Spex Contouring Back System	
For Size 1 BINGO 2885-2012	
For Size 2 BINGO 2885-2014	


# Head Supports

Standard Lateral	with Stylo hardware & BINGO attachment	Extended Lateral	with Stylo hardware & BINGO attachment	Mount and stem hardware	= Stylo hardware and BINGO attachment
For moderate head positioning needs.		For complex head positioning needs.		For use with other Spex head pads	
2885-4241		2885-4341		2885-4510-000	

# Arm Supports

Arm Supports	
With height-adjustable, quick-release hardware and neoprene cover.	
To fit Size 1 2885-5621-291	
To fit Size 2 2885-5622-291	

# Pelvic Supports

Pelvic Supports	
Mounts onto arm support bracket (pair) behind cushion troughing (arm supports must be selected).	
To fit Size 1 2885-1111-000	
To fit Size 2 2885-1112-000	

# Lateral Supports

Narrow lateral supports		Broad lateral supports	
Soft padding/neoprene cover (pair) with Axial Technology.		Soft padding/neoprene cover (pair) with Axial Technology.	
8.5cm high x 11.5cm deep		10.5cm high x 13cm deep	
2885-3410-291		2885-3431-291	

## ACCESSORY SELECTION ITEMS

# Shoulder Harness

X-Small Centrepoint	Small Centrepoint	
Pad height 26cm, total pad width 22cm	Pad height 36cm, total pad width 32cm	
1409-6660-017	1409-6661-017	

# Hip Belt

2 Point Hip Belt		4 Point Hip Belt	
2-point, padded dual centre pull, side release buckle		4-point, padded dual centre pull, side release buckle	
<b>X-Small</b> (Pad width 30cm) 1405-6220-027		<b>X-Small</b> (Pad width 30cm) 2006-6400-027	
<b>Small</b> (Pad width 36cm) 1405-6221-027		<b>Small</b> (Pad width 36cm) 1406-6421-027	

# Feet Positioning


Footplate Spacer Block*		Foot positioning sandals		Height kit / raiser blocks	
Size 1 (10/11") 2885-5321-000		May require height kit/s		For foot positioning sandals (kit of 4)	
Size 2 (12/13") 2885-5322-000		2885-6081-000		2885-6091-000	

\*Can not be used with foot positioning sandals

# Critical Care Options

IV Pole		Oxygen Bottle Holder	
With mobility bracket for attachment to mobility base. Fits both Size 1 and Size 2.		With mounting bracket for attachment to mobility base. 120mm diameter for 'C Type' bottle. Fits both Size 1 and Size 2.	
2880-8275-000		2880-8253-000	

## Chassis Mount Tray for high dependency equipment - suction/oxygen etc.

Size 1 (for BINGO Size 1) 2880-8058-000	
Size 2 (for BINGO Size 2) 2880-8059-000	

# Accessory Bag

Handle mounted bag - fits both Size 1 and Size 2	
Easily detaches, complete with handy shoulder strap	
2880-8012-099	


# Swivel Lock

For both Size 1 and Size 2	
To hold castors straight when brisk walking	
2880-8440-000	

# Hand Strap

Wrist safety tether strap	
2005-6930-000	

# Tray Therapy Tray Infill

Therapy Tray Infill	
For smaller trunk cut out.	
2880-7180-000	

# Indoor Base

**Cobra high-low indoor frame with 75mm castors**

**Size 1 (for BINGO Size 1)**  
2880-8711-000

**Size 2 (for BINGO Size 2)**  
2880-8721-000



# Separate Seat Unit

**Use with Cobra Base**

Separate seat unit for use with the Cobra Base if a combined stroller and seat unit is not purchased. This is also a great option if two seat units are preferred to avoid swapping the seat unit between the stroller and Cobra bases. Must be purchased with upholstery.

**Size 1 - Seat Unit Only**

2885-0011-032

**Size 2 - Seat Unit Only**

2885-0012-032



Manufactured by Spex Ltd

32 Detroit Drive  
Rolleston 7675  
New Zealand

+64 3 307 9790

solutions@spexseating.com

www.spexseating.com



DISTRIBUTED BY:

<b>US</b>	<b>REP</b>	<b>EC</b>	<b>REP</b>
Medcept 200 Homer Ave, Ashland MA 01721, United States Tel: +1-508-231-8842		BEO MedConsulting Berlin GmbH Helmholtzstr. 2 D-10587 Berlin, Germany Tel: +49-30-318045-30	



Script: BINGOSpex\_20222209

BINGO ARTG #:  
160785